



ΒΑΣΙΛΕΙΟΝ ΤΗΣ ΕΛΛΑΔΟΣ
ΕΘΝΙΚΗ ΣΤΑΤΙΣΤΙΚΗ ΥΠΗΡΕΣΙΑ ΤΗΣ ΕΛΛΑΔΟΣ
KINGDOM OF GREECE
NATIONAL STATISTICAL SERVICE OF GREECE

ΕΘΝΙΚΗ ΣΤΑΤΙΣΤΙΚΗ ΥΠΗΡΕΣΙΑ ΤΗΣ ΕΛΛΑΔΟΣ
ΒΙΒΛΙΟΤΗΚΗ
Αδξ. Αριθ. _____
Κατηγ. Βιβλίου _____

ΔΕΛΤΙΟΝ
ΣΤΑΤΙΣΤΙΚΗΣ ΕΜΠΟΡΙΚΗΣ ΝΑΥΤΙΛΙΑΣ

BULLETIN
OF SHIPPING STATISTICS

ΤΟΜΟΣ ΙΙΙ, Τεύχος 5
VOLUME III, Part 5

(Στοιχεία Ιουλίου-Σεπτεμβρίου 1963 και 1962)
(Data for July-September 1963 and 1962)



ΑΘΗΝΑΙ—ATHENS
ΔΕΚΕΜΒΡΙΟΣ 1963 DECEMBER



ΔΕΛΤΙΟ
ΣΤΑΤΙΣΤΙΚΩΝ ΕΠΙΧΕΙΡΗΣΕΩΝ
BULLETIN
OF BUSINESS STATISTICS

ΤΟΜΟΣ Β' ΤΕΥΧΟΣ Β'
ΚΥΜΑΤΙΣΜΟΣ Β'

Δεκάμηνη περίοδος: Ιανουάριος 1957 - Δεκέμβριος 1957
(Τεύχος Α' - Ιανουάριος 1957 και 1958)



Γενικαί παρατηρήσεις

1. Είς όσους πίνακας δέν αναγράφεται πηγή, τά στοιχεία αναφέρονται είς δεδομένα τής 'Εθνικής Στατιστικής Υπηρεσίας.

2. Σύμβολα και συντομίαι.

... = Ουδέν δεδομένον είναι διαθέσιμον.

- = Μηδέν ή κάτω του ήμισους τής μονάδος του τελιου είς τον πίνακα δεικνυομένου ψηφίου.

Αι χιλιάδες και τά έκαστομμύρια χωρίζονται διά μιᾶς στιγμής (.)

Των δεκαδικῶν αριθμῶν προτάσσεται πάντοτε έν κόμμα (,)

Κ.Ο.Χ. = Κόροι όλικής χωρητικότητας.

Κ.Κ.Χ. = Κόροι καθαρᾶς χωρητικότητας

Α/Π = Ατμόπλοια

Δ/Π = Δηζελόπλοια.

Π/Κ = Πετρελαιουίνητα ξύλινα πλοία.

General remarks

1. Where no source of information is stated, the data have been collected by the National Statistical Service of Greece.

2. Symbols and abbreviations.

... = Not available.

- = Magnitude nil or less than half of the final digit shown.

Thousands and millions are separated by a full stop (.)

Decimal figures are always preceted by a comma (,)

G.R.T. = Gross registered tons.

N.R.T. = Net registered tons.

S/S = Steamers.

M/S = Motor ships.





| | | | |
|----------|---|--|----|
| Πίναξ | | I. ΕΛΛΗΝΙΚΟΣ ΕΜΠΟΡΙΚΟΣ ΣΤΟΛΟΣ | |
| I : 1. | Δύναμις ελληνικού εμπορίου στόλου, εις πλοίων 100 Κ.Ο.Χ. και άνω, κατά κατηγορίας, Έτη 1952-1963. | | 9 |
| I : 2. | Κατανομή ελληνικών εμπορικών πλοίων, 100 Κ.Ο.Χ. και άνω, κατά λιμένας νηολογήσεως, τήν 30ην Σεπτεμβρίου 1963. | | 11 |
| I : 3. | Κατανομή ελληνικών εμπορικών πλοίων, 100 Κ.Ο.Χ. και άνω, κατά κατηγορίας και είδος μηχανής, τήν 30ην Σεπτεμβρίου 1963. | | 11 |
| I : 4. | Κατανομή ελληνικών εμπορικών πλοίων, 100 Κ.Ο.Χ. και άνω, κατά κλιμάκια όλκιμης χωρητικότητας και κατηγορίας, τήν 30ην Σεπτεμβρίου 1963. | | 12 |
| I : 5. | Κατανομή ελληνικών εμπορικών πλοίων, 100 Κ.Ο.Χ. και άνω, καθ' ομάδας ήλιων και κατηγορίας, τήν 30ην Σεπτεμβρίου 1963. | | 13 |
| I : 6. | Κατανομή ελληνικών εμπορικών πλοίων, 100 Κ.Ο.Χ. και άνω, κατά κλιμάκια όλκιμης χωρητικότητας και ομάδας ήλιων, τήν 30ην Σεπτεμβρίου 1963. | | 14 |
| I : 7. | Κατανομή σηματολογημένων ελληνικών εμπορικών πλοίων, κάτω των 100 Κ.Ο.Χ., καθ' ομάδας ήλιων και κατηγορίας, τήν 30ην Σεπτεμβρίου 1963. | | 15 |
| | | II. ΟΙΚΟΝΟΜΙΚΑ ΔΑΦΝ ΕΠΙ ΕΛΛΗΝΙΚΩΝ ΕΜΠΟΡΙΚΩΝ ΠΛΟΙΩΝ | |
| II : 1. | Υποθηκευμένα λόγω δανείων ελληνικά εμπορικά πλοία 100 Κ.Ο.Χ. και άνω, κατά κλιμάκια όλκιμης χωρητικότητας και κατηγορίας, τήν 30ην Σεπτεμβρίου 1963. | | 16 |
| II : 2. | Υποθηκευμένα λόγω δανείων ελληνικά εμπορικά πλοία, 100 Κ.Ο.Χ. καί άνω, καθ' ομάδας ήλιων και κατηγορίας, τήν 30ην Σεπτεμβρίου 1963. | | 17 |
| II : 3. | Υποθηκευμένα λόγω δανείων ελληνικά εμπορικά πλοία, 100 Κ.Ο.Χ. και άνω, κατά κλιμάκια όλκιμης χωρητικότητας και ομάδας ήλιων, τήν 30ην Σεπτεμβρίου 1963. | | 18 |
| II : 4. | Ενυπόθηκα δάνεια επί ελληνικών εμπορικών πλοίων, 100 Κ.Ο.Χ. και άνω, κατά κατηγορίας δανειστών και είδος νομισματικής μονάδος, τήν 30ην Σεπτεμβρίου 1963. | | 19 |
| II : 5. | Υποθηκευμένα λόγω δανείων σηματολογημένα ελληνικά εμπορικά πλοία, κάτω των 100 Κ.Ο.Χ., καθ' ομάδας ήλιων και κατηγορίας, τήν 30ην Σεπτεμβρίου 1963. | | 20 |
| | | III. ΑΡΓΟΥΝΤΑ ΕΜΠΟΡΙΚΑ ΠΛΟΙΑ | |
| III : 1. | Αργούντα ελληνικά εμπορικά πλοία, 100 Κ.Ο.Χ. και άνω, κατά κατηγορίας, Έτη 1957-1963. | | 21 |
| III : 2. | Αργούντα ελληνικά εμπορικά πλοία, 100 Κ.Ο.Χ. και άνω, εις λιμένας του έσωτεριου και χώρας του έξωτεριου. | | 22 |
| III : 3. | Αργούντα υπό ξένας σημαίας εμπορικά πλοία, 100 Κ.Ο.Χ. και άνω, εις λιμένας του έσωτεριου. | | 22 |
| III : 4. | Μέση ήμερησία άργήσασα χωρητικότης ελληνικών εμπορικών πλοίων 100 Κ.Ο.Χ. και άνω, κατά κατηγορίας πλοίων και αιτίας άργίας. | | 24 |
| III : 5. | Κατανομή άργούντων ελληνικών εμπορικών πλοίων, 100 Κ.Ο.Χ. και άνω, κατά κλιμάκια όλκιμης χωρητικότητας και κατηγορίας, τήν 30ην Σεπτεμβρίου 1963. | | 26 |
| III : 6. | Κατανομή άργούντων ελληνικών εμπορικών πλοίων, 100 Κ.Ο.Χ. και άνω, καθ' ομάδας ήλιων και κατηγορίας, τήν 30ην Σεπτεμβρίου 1963. | | 27 |
| III : 7. | Κατανομή άργούντων ελληνικών εμπορικών πλοίων, 100 Κ.Ο.Χ. και άνω, κατά κατηγορίας πλοίων και διάρκειαν άργίας, τήν 30ην Σεπτεμβρίου 1963. | | 27 |
| | | IV. ΝΑΥΤΙΛΙΑΚΗ ΚΙΝΗΣΙΣ ΛΙΜΕΝΩΝ ΕΣΩΤΕΡΙΚΟΥ | |
| | | α) Γενική ναυτιλιακή κίνησις | |
| IV : 1. | Κατάπλοι πλοίων, κατά σημαίας. | | 28 |
| IV : 2. | Κατάπλοι τουριστικών πλοίων, κατά σημαίας. | | 30 |
| IV : 3. | Κατάπλοι θαλαμηγών, κατά σημαίας. | | 31 |
| IV : 4. | Απλά προσομοίσεις πλοίων, κατά σημαίας. | | 32 |
| IV : 5. | Κατάπλοι πλοίων, εις ελληνικούς λιμένας. | | 34 |

| | | |
|--|---|-----|
| IV : 6. | Κατάπλοι τουριστικῶν πλοίων, εἰς ἑλληνικοὺς λιμένας. | 40 |
| IV : 7. | Κατάπλο· θαλαμηγῶν, εἰς ἑλληνικοὺς λιμένας. | 42 |
| IV : 8. | Ἀπλαῦ προσορμίσσεις πλοίων, εἰς ἑλληνικοὺς λιμένας. | 44 |
| <u>β) Ναυτιλιακὴ κίνησις μετὰ τοῦ ἐξωτερικοῦ.</u> | | |
| IV : 9. | Κατάπλοι καὶ ἀπόπλοι ἐμφόρτων καὶ ἀφόρτων πλοίων ὑπὸ ἑλληνικὴν καὶ ξένας σημαίας. | 46 |
| IV : 10. | Κατάπλοι πλοίων, κατὰ σημαίας. | 47 |
| IV : 11. | Κατάπλοι πλοίων, κατὰ χώρας προελεύσεως. | 48 |
| IV : 12. | Ἀπόπλο· πλοίων, κατὰ χώρας προορισμοῦ. | 52 |
| IV : 13. | Ἀποβιβασθέντες ἐπιβάται, κατὰ λιμένας. | 56 |
| IV : 14. | Ἐπιβιβασθέντες ἐπιβάται, κατὰ λιμένας. | 56 |
| IV : 15. | Ἐφορτωθέντα ἐμπορεύματα, κατὰ λιμένας. | 58 |
| IV : 16. | Φορτωθέντα ἐμπορεύματα, κατὰ λιμένας. | 62 |
| <u>γ) Ναυτιλιακὴ κίνησις ἀκτοπλοΐας.</u> | | |
| IV : 17. | Ἀποβιβασθέντες ἐπιβάται, κατὰ λιμένας. | 66 |
| IV : 18. | Ἐπιβιβασθέντες ἐπιβάται, κατὰ λιμένας. | 72 |
| IV : 19. | Ἐφορτωθέντα ἐμπορεύματα, κατὰ λιμένας. | 78 |
| IV : 20. | Φορτωθέντα ἐμπορεύματα, κατὰ λιμένας. | 84 |
| IV : 21. | Ἐφορτωθέντα ἐμπορεύματα, κατὰ κατηγορίας καὶ ὁμάδας τῆς ἀναθεωρημένης Τ.Τ.Δ. Β. | 90 |
| IV : 22. | Ἀποβιβασθέντες καὶ ἐπιβιβασθέντες ἐπιβάται, κατ' ἀκτοπλοϊκῆς γραμμῆς καὶ λιμένας. | 96 |
| I- | Γραμμὴ Πειραιῶς-Ἀνδρου-Τήνου-Σύρου-Μυιδίου. | 96 |
| 2- | Ἀργοσαρωνικοῦ. | 96 |
| 3- | Πειραιῶς-Δωδεκανήσου. | 96 |
| 4- | Πειραιῶς-Κρήτης-Δωδεκανήσου. | 96 |
| 5- | Πειραιῶς-Ἀκαρνανίας-Πρεβέζης-Ἴονίων Νήσων. | 98 |
| 6- | Πειραιῶς-Κρήτης. | 98 |
| 7- | Πειραιῶς-Ἀνατολικῶν Κυκλάδων. | 98 |
| 8- | Πειραιῶς-Δυτικῶν Κυκλάδων. | 100 |
| 9- | Πειραιῶς-Πελοποννήσου. | 100 |
| 10- | Πειραιῶς-Μυιδίου-Σάμου. | 100 |
| 11- | Πειραιῶς-Χίου-Μυτιλήνης. | 100 |
| 12- | Πειραιῶς-Βορείου Ἑλλάδος. | 102 |
| 13- | Χαλκίδος-Βόλου καὶ Βορείων Σποράδων. | 102 |
| IV : 23. | Πορθμεΐα: Κατάπλοι καὶ ἀπόπλοι, ἀποβιβασθέντες καὶ ἐπιβιβασθέντες ἐπιβάται ἐφορτωθέντα καὶ φορτωθέντα τροχοφόρα, κατὰ γραμμῆς καὶ λιμένας. | 104 |
| V. ΚΙΝΗΣΙΣ ΕΜΠΟΡΙΚΩΝ ΠΛΟΙΩΝ ΕΙΣ ΤΑΣ ΔΙΩΡΥΤΑΣ ΚΟΡΙΝΘΟΥ ΚΑΙ ΣΟΥΕΖ ΚΑΙ ΕΙΣ ΤΟΥΣ ΚΥΡΙΩΤΕΡΟΥΣ ΛΙΜΕΝΑΣ ΤΗΣ ΑΛΛΟΔΑΠΗΣ | | |
| V : 1. | Διελεύσεις ἐμπορικῶν πλοίων, 100 Κ.Ο.Χ. καὶ ἄνω, διὰ τῆς διώρυγος τῆς Κορίνθου, κατὰ σημαίας καὶ φορὰν διάπλου. | 112 |
| V : 2. | Διελεύσεις ἑλληνικῶν ἐμπορικῶν πλοίων, 100 Κ.Ο.Χ. καὶ ἄνω, διὰ τῆς διώρυγος τῆς Κορίνθου, κατὰ κατηγορίας πλοίων καὶ φορὰν διάπλου. | 114 |
| V : 3. | Διελεύσεις ἑλληνικῶν ἐμπορικῶν πλοίων, 100 Κ.Ο.Χ. καὶ ἄνω, διὰ τῆς διώρυγος τοῦ Σουέζ, κατὰ κατηγορίας πλοίων καὶ φορὰν διάπλου. | 115 |
| V : 4. | Κατάπλοι ἑλληνικῶν ἐμπορικῶν πλοίων, 100 Κ.Ο.Χ. καὶ ἄνω, εἰς τοὺς κυριωτέρους λιμένας τῆς ἀλλοδαπῆς. | 116 |
| IV. ΑΠΑΣΧΟΛΗΣΙΣ ΚΑΙ ΑΝΕΡΓΙΑ ΕΛΛΗΝΩΝ ΝΑΥΤΙΚΩΝ | | |
| VI : 1. | Ἕλληνες ναυτικοὶ ἐργαζόμενοι εἰς ἑλληνικὰ ἐμπορικὰ πλοῖα, 100 Κ.Ο.Χ. καὶ ἄνω, κατ' εἰδικότητος. | 118 |
| VI : 2. | Κατανομή Ἑλλήνων ναυτικῶν ἐργαζομένων εἰς ἑλληνικὰ ἐμπορικὰ πλοῖα, 100 Κ.Ο.Χ. καὶ ἄνω, κατ' εἰδικότητος καὶ κατηγορίας πλοίων, τὴν 30ην Σεπτεμβρίου 1963. | 120 |
| VI : 3. | Ἐγγραφέντες, ναυτολογηθέντες καὶ παραμένοντες ἀνεργοὶ Ἕλληνες ναυτικοὶ, κατ' εἰδικότητος. | 122 |
| VI : 4. | Ἀνεργοὶ Ἕλληνες ναυτικοὶ εἰς λιμένας τοῦ ἐσωτερικοῦ. | 126 |

TABLE OF CONTENTS

| Table | | Page |
|----------|--|------|
| | I. GREEK MERCHANT FLEET | |
| I : 1. | Greek merchant ships of 100 gross tons and over, by categories. Years 1952-1963. | 9 |
| I : 2. | Distribution of Greek merchant ships of 100 gross tons and over, by categories and port of registration, as at September 30, 1963. | II |
| I : 3. | Distribution of Greek merchant ships of 100 gross tons and over, by categories and type of engine, as at September 30, 1963. | II |
| I : 4. | Distribution of Greek merchant ships of 100 gross tons and over by tonnage groups and categories, as at September 30, 1963. | 12 |
| I : 5. | Age distribution of Greek merchant ships of 100 gross tons and over, by categories, as at September 30, 1963 | 13 |
| I : 6. | Distribution of Greek merchant ships of 100 gross tons and over, by tonnage groups and divisions of age, as at September 30, 1963. | 14 |
| I : 7. | Age distribution of Greek merchant ships of less than 100 gross tons using an international call sign, by categories, as at September 30, 1963. | 15 |
| | II. MORTGAGED FOR LOANS GREEK MERCHANT SHIPS | |
| II : 1. | Mortgaged for loans Greek merchant ships of 100 gross tons and over, by tonnage groups and categories, as at September 30, 1963 | 16 |
| II : 2. | Mortgaged for loans Greek merchant ships of 100 gross tons and over, by divisions of age and categories, as at September 30, 1963. | 17 |
| II : 3. | Mortgaged for loans Greek merchant ships of 100 gross tons and over, by tonnage groups and divisions of age, as at September 30, 1963. | 18 |
| II : 4. | Loans secured by mortgage on Greek merchant ships of 100 gross tons and over, by categories of creditors and monetary unit, as at September 30, 1963. | 19 |
| II : 5. | Mortgaged for loans Greek merchant ships of less than 100 gross tons using an international call sign, by divisions of age and categories, as at September 30, 1963. | 20 |
| | III. LAID UP MERCHANT SHIPS | |
| III : 1. | Laid up Greek merchant ships of 100 gross tons and over, by categories. Years 1957-1963. | 21 |
| III : 2. | Greek merchant ships of 100 gross tons and over, laid up at home ports and foreign countries. | 22 |
| III : 3. | Merchant ships under foreign flags of 100 gross tons and over, laid up at home ports. | 22 |
| III : 4. | Daily average of laid up tonnage of Greek merchant ships of 100 gross tons and over, by categories and cause of lay up. | 24 |
| III : 5. | Distribution, by tonnage groups and categories, of Greek merchant ships of 100 gross tons and over, laid-up, as at September 30, 1963. | 26 |
| III : 6. | Age distribution of Greek merchant ships of 100 gross tons and over, by categories, laid up, as at September 30, 1963. | 27 |
| III : 7. | Laid up time of Greek merchant ships, of 100 gross tons and over, by categories, as at September 30, 1963. | 27 |
| | IV. SHIPPING TRAFFIC IN GREEK PORTS | |
| | <u>a) Total shipping traffic in Greek ports.</u> | |
| IV : 1. | Arrivals of ships, by flags. | 28 |
| IV : 2. | Arrivals of cruise ships by flags. | 30 |
| IV : 3. | Arrivals of yachts by flags. | 31 |

| Table | Page |
|--|------|
| IV : 4. Ships' deviations, by flags. | 32 |
| IV : 5. Arrivals of ships in Greek ports. | 34 |
| IV : 6. Arrivals of cruise ships in Greek ports. | 40 |
| IV : 7. Arrivals of yachts in Greek ports. | 42 |
| IV : 8. Ships' deviations in Greek ports. | 44 |
| <u>b) International shipping</u> | |
| IV : 9. Arrivals and sailings of Greek and foreign flag ships loaded or in ballast. | 46 |
| IV : 10. Arrivals of ships, by flags. | 47 |
| IV : 11. Arrivals of ships, by countries of origin | 48 |
| IV : 12. Sailings of ships by countries of destination. | 52 |
| IV : 13. Passengers disembarked, by ports. | 56 |
| IV : 14. Passengers embarked, by ports. | 56 |
| IV : 15. Goods unloaded, by ports. | 58 |
| IV : 16. Goods loaded, by ports. | 62 |
| <u>c) Coastwise traffic</u> | |
| IV : 17. Passengers disembarked, by ports. | 66 |
| IV : 18. Passengers embarked, by ports. | 72 |
| IV : 19. Goods unloaded, by ports. | 78 |
| IV : 20. Goods loaded, by ports. | 84 |
| IV : 21. Goods unloaded according to the S.I.T.C. revised sections and groups. | 90 |
| IV : 22. Passengers disembarked and embarked, by shipping lines and ports. | 96 |
| 1- Piraeus-Andros-Tenos-Syros-Myconos. | 96 |
| 2- Argosaronic line. | 96 |
| 3- Piraeus-Dodecanesos. | 96 |
| 4- Piraeus-Crete-Dodecanesos. | 96 |
| 5- Piraeus-Akarnania-Preveza-Ionian Islands. | 98 |
| 6- Piraeus-Crete. | 98 |
| 7- Piraeus-Eastern Cyclades. | 98 |
| 8- Piraeus-West Cyclades. | 100 |
| 9- Piraeus-Peloponnesos. | 100 |
| 10- Piraeus-Myconos-Samos. | 100 |
| 11- Piraeus-Chios-Mytilini. | 100 |
| 12- Piraeus-North Greece. | 102 |
| 13- Chalkis-Volos and North Sporades. | 102 |
| IV : 23. Ferry-boats: Arrivals and sailings, passengers disembarked and embarked, vehicles unloaded and loaded by shipping lines and ports. | 104 |
| V. SHIPPING TRAFFIC IN FOREIGN PORTS AS WELL AS THE CORINTHIAN AND SUEZ CANALS. | |
| V : 1. Corinth Canal traffic of merchant ships of 100 gross tons and over, by flags. | 112 |
| V : 2. Corinth Canal traffic of Greek merchant ships of 100 gross tons and over, by categories. | 114 |
| V : 3. Suez Canal traffic of Greek merchant ships of 100 gross tons and over, by categories. | 115 |
| V : 4. Entrance of Greek merchant ships of 100 gross tons and over, in the principal foreign ports. | 116 |
| VI . EMPLOYMENT AND UNEMPLOYMENT OF GREEK SEAMEN | |
| VI : 1. Greek masters, officers and ratings employed on Greek flag ships, of 100 gross tons and over. | 118 |
| VI : 2. Greek masters, officers and ratings employed on Greek flag ships, of 100 gross tons and over, by category, as at September 30, 1963. | 120 |
| VI : 3. Registered, signed on and remaining registered as unemployeed Greek seamen. | 122 |
| VI : 4. Greek seamen reported as unemployeed at home ports. | 126 |

I. ΕΛΛΗΝΙΚΕΣ ΕΜΠΟΡΙΚΕΣ ΣΤΟΛΕΣ - GREEK MERCHANT FLEET

I.I. Δύναμις ελληνικού εμπορικού στόλου, έι πλοίων 100 Κ.Ο.Χ. καί άνω, κατά κατηγορία. Έτη 1952-1963
 Greek merchant ships, of 100 gross tons and over, by categories. Years 1952-1963

| Τέλος περιόδου End of period | Σύνολον Total | | | Φορτηγά Dry cargo ships | | | Δεξαμενόπλοια Tankers | | | Πασηγέρ ships Passenger ships | | | Λοιπά Miscellaneous (I) | | |
|---------------------------------|-------------------|-------------------------|-------------------|----------------------------|-------------------------|-------------------|--------------------------|-------------------------|-------------------|----------------------------------|-------------------------|-------------------|----------------------------|-------------------------|-------------------|
| | Αριθμός Number | Χωρητικότητα Tonnage | | Αριθμός Number | Χωρητικότητα Tonnage | | Αριθμός Number | Χωρητικότητα Tonnage | | Αριθμός Number | Χωρητικότητα Tonnage | | Αριθμός Number | Χωρητικότητα Tonnage | |
| | | Κ.Ο.Χ. G.R.T. | 1952-100 Index | | Κ.Ο.Χ. G.R.T. | 1952-100 Index | | Κ.Ο.Χ. G.R.T. | 1952-100 Index | | Κ.Ο.Χ. G.R.T. | 1952-100 Index | | Κ.Ο.Χ. G.R.T. | 1952-100 Index |
| 1952 | 489 | 1.270.408 | 100,0 | 398 | 1.083.310 | 100,0 | 23 | 111.345 | 100,0 | 38 | 65.082 | 100,0 | 30 | 10.671 | 100,0 |
| 1953 | 461 | 1.186.877 | 93,4 | 364 | 973.540 | 89,9 | 27 | 127.412 | 114,4 | 39 | 75.379 | 115,8 | 31 | 10.546 | 98,8 |
| 1954 | 478 | 1.262.567 | 99,4 | 375 | 981.114 | 90,6 | 33 | 171.239 | 153,8 | 40 | 100.583 | 154,5 | 30 | 9.601 | 90,0 |
| 1955 | 486 | 1.295.832 | 102,0 | 380 | 998.826 | 92,2 | 33 | 167.554 | 150,5 | 43 | 119.814 | 184,1 | 30 | 9.638 | 90,3 |
| 1956 | 516 | 1.424.525 | 112,1 | 404 | 1.121.922 | 103,6 | 33 | 166.273 | 149,3 | 45 | 125.066 | 192,9 | 34 | 10.664 | 99,9 |
| 1957 | 549 | 1.563.106 | 123,0 | 426 | 1.249.999 | 115,4 | 37 | 193.124 | 173,4 | 46 | 107.875 | 165,8 | 40 | 12.103 | 113,5 |
| 1958 | 616 | 1.905.335 | 150,0 | 479 | 1.537.427 | 141,9 | 37 | 220.920 | 198,4 | 49 | 130.420 | 200,4 | 48 | 16.568 | 155,3 |
| 1959 | 827 | 3.344.333 | 263,2 | 628 | 2.578.167 | 238,9 | 57 | 551.280 | 495,1 | 65 | 190.868 | 293,3 | 67 | 24.012 | 225,1 |
| 1960 | 1.043 | 5.384.348 | 423,8 | 789 | 3.775.099 | 348,5 | 118 | 1.393.124 | 1251,2 | 65 | 185.203 | 284,6 | 71 | 30.922 | 289,8 |
| 1961 | 1.165 | 6.393.796 | 503,3 | 867 | 4.776.881 | 413,3 | 139 | 1.671.442 | 1501,1 | 68 | 207.239 | 318,4 | 91 | 38.234 | 358,3 |
| 1962: Ιούλ. - July | 1.202 | 6.644.433 | 523,0 | 893 | 4.682.542 | 432,2 | 141 | 1.706.375 | 1532,5 | 70 | 214.953 | 330,3 | 98 | 40.563 | 380,1 |
| Αύγ. - Aug. | 1.213 | 6.687.706 | 526,4 | 898 | 4.701.567 | 434,0 | 144 | 1.729.475 | 1553,3 | 70 | 214.953 | 330,3 | 101 | 41.711 | 390,9 |
| Σεπτ. - Sept. | 1.216 | 6.737.482 | 530,3 | 897 | 4.719.499 | 435,6 | 145 | 1.759.445 | 1580,2 | 73 | 217.425 | 334,1 | 101 | 41.113 | 385,3 |
| Οκτ. - Oct. | 1.226 | 6.769.285 | 532,8 | 900 | 4.736.538 | 437,2 | 146 | 1.769.689 | 1589,4 | 73 | 219.020 | 336,5 | 107 | 44.038 | 412,7 |
| Νοέμ. - Nov. | 1.228 | 6.776.328 | 533,4 | 898 | 4.736.497 | 437,2 | 147 | 1.775.559 | 1594,6 | 73 | 219.020 | 336,5 | 110 | 45.252 | 424,1 |
| Δεκ. - Dec. | 1.232 | 6.774.462 | 533,3 | 901 | 4.805.915 | 443,6 | 146 | 1.697.854 | 1524,8 | 74 | 219.060 | 336,6 | 111 | 51.633 | 483,9 |
| 1963: Ιαν. - Jan. | 1.244 | 6.824.524 | 537,2 | 910 | 4.838.637 | 446,7 | 147 | 1.713.100 | 1538,6 | 74 | 219.060 | 336,6 | 113 | 53.727 | 503,5 |
| Φεβρ. - Febr. | 1.261 | 6.865.140 | 540,4 | 923 | 4.879.692 | 450,4 | 150 | 1.715.071 | 1540,3 | 74 | 216.980 | 333,4 | 114 | 53.397 | 500,4 |
| Μάρτ. - March | 1.264 | 6.882.789 | 541,8 | 923 | 4.878.687 | 450,4 | 151 | 1.730.950 | 1554,6 | 74 | 216.980 | 333,4 | 116 | 56.172 | 526,4 |
| Απρ. - April | 1.275 | 6.942.876 | 546,5 | 934 | 4.942.374 | 456,2 | 149 | 1.707.879 | 1533,9 | 75 | 237.294 | 364,6 | 117 | 55.329 | 518,5 |
| Μάιος - May | 1.286 | 7.001.598 | 551,1 | 939 | 4.970.174 | 458,8 | 152 | 1.737.801 | 1560,7 | 77 | 237.942 | 365,6 | 118 | 55.681 | 521,8 |
| Ιούν. - June | 1.301 | 7.115.383 | 560,1 | 951 | 5.072.066 | 468,2 | 155 | 1.749.791 | 1571,5 | 77 | 237.942 | 365,6 | 118 | 55.584 | 520,9 |

I.I. Δύναμις ελληνικου εμπορικου στόλου, έκ πλοίων 100 κ.ο.χ. και άνω, κατά κατηγορίας. Έτη 1952-1963 (συνέχεια)
 Greek merchant ships of 100 gross tons and over, by categories. Years 1952-1963 (continued)

| Τέλος περιόδου End of period | Σύνολον Total | | | Φορτηγά Dry cargo ships | | | Δεξαμενόπλοια Tankers | | | Πασηνγερ. ships Passenger ships | | | Λοιπά Miscellaneous (I) | | |
|---------------------------------|-------------------------|-------------------------------------|------------------------------|----------------------------|-------------------------------------|------------------------------|--------------------------|-------------------------------------|------------------------------|------------------------------------|-------------------------------|------------------------------|----------------------------|----------------------------|------------------------------|
| | Αριθμός Number | Χωρητικότητα Tonnage | | Αριθμός Number | Χωρητικότητα Tonnage | | Αριθμός Number | Χωρητικότητα Tonnage | | Αριθμός Number | Χωρητικότητα Tonnage | | Αριθμός Number | Χωρητικότητα Tonnage | |
| | | κ.ο.χ. G.R.T. | Δείκτης 1952-100 Index | | κ.ο.χ. G.R.T. | Δείκτης 1952-100 Index | | κ.ο.χ. G.R.T. | Δείκτης 1952-100 Index | | κ.ο.χ. G.R.T. | Δείκτης 1952-100 Index | | κ.ο.χ. G.R.T. | Δείκτης 1952-100 Index |
| 1963: Ιούλ. Αύγ. Σεπτ. | 1.300 1.313 1.300 | 7.154.881 7.166.144 7.073.114 | 563,2 564,1 556,8 | 951 959 949 | 5.064.808 5.069.947 4.959.418 | 467,5 468,0 457,8 | 157 157 154 | 1.797.756 1.784.430 1.791.268 | 1614,6 1602,6 1608,8 | 75 76 79 | 236.996 240.804 267.119 | 364,1 370,0 410,4 | 117 121 118 | 55.321 70.963 55.309 | 518,4 665,0 518,3 |

Πηγή: Διά τά έτη 1952-1959, 'Υπουργείον Εμπορικης Ναυτιλιας.

Γενική παρατήρηση: Από του έτους 1959 και έντεθεν περιλαμβάνονται και τά έφωδιασμένα διά προσωρινών ναυτιλιακών έγγραφων πλοία.

(I) "Ητοι: πλοία ρημολικά, ναυαγασστικά, άλιευτικά, πορθμεία, τοποθετήσως ύποβρυχίων καλωδίων, κλπ.

Source: Years 1952-1959, Ministry of Mercantile Marine.
 General note: From the year 1959 toward, figures include ships supplied with provisional registration papers.
 (I) i.e. Towing, salvage, cable ships, ferry-boats, fishing boats, etc.



I :2. Κατανομή ελληνικών εμπορικών πλοίων 100 κ.ο.κ. και άνω, κατά λιμένας νηολογήσεως, την 30ην Σεπτεμβρίου 1963.

Distribution of Greek merchant ships of 100 gross tons and over, by port of registration, as at September 30, 1963.

| Λιμάνι νηολογήσεως | Αριθμός Number | Κ.Ο.Κ. G.R.T. | Port of registration |
|---|-------------------|------------------|---|
| Σύνολον | 1.300 | 7.073.114 | Total |
| Αλεξανδρουπολις | 1 | 125 | Alexandroupolis |
| Άνδρος | 52 | 516.558 | Andros |
| Αργοστόλιον | 3 | 21.581 | Argostolion |
| Βόλος | 5 | 14.803 | Volos |
| Ζάντε | 1 | 129 | Zante |
| Ζάκυνθος | 16 | 3.251 | Salonika |
| Θεσσαλονίκη | 17 | 126.950 | Ithaki |
| Ιθάκη | 3 | 672 | Kavala |
| Καβάλα | - | - | Kalamata |
| Κολακιάτα | 1 | 142 | Corfu |
| Κέρκυρα | 17 | 5.381 | Lavrion |
| Λαύριον | 4 | 562 | Mytilini |
| Μυτιλήνη | 5 | 5.034 | Patras |
| Πάτραι | 1.302 | 5.250.214 | Piraeus |
| Ρεθυμνίαις | 6 | 1.056 | Rhodes |
| Ρόδος | 16 | 9.363 | Samos |
| Σάμος | 45 | 304.007 | Syros |
| Σύρος | 1 | 780 | Hydra |
| Υδρα | 4 | 830 | Chalkis |
| Χαλκίς | 2 | 7.308 | Canea |
| Χανιά | 48 | 400.567 | Chios |
| Χίος | 17 | 96.187 | London |
| Λονδίνον | 8 | 200.336 | New York |
| Νέα Υόρκη | 26 | 107.378 | Ships supplied with provisional registration papers |
| Πλοία έφωδιασμένα δια προσ/ών ναυτ. έγγραφων | | | |

I :3. Κατανομή ελληνικών εμπορικών πλοίων, 100 κ.ο.κ. και άνω, κατά κατηγορίας και είδος μηχανής, την 30ην Σεπτεμβρίου 1963.

Distribution of Greek merchant ships of 100 gross tons and over, by categories and type of engine, as at September 30, 1963.

| Κατηγορία πλοίων | Σύνολον Total | | Είδος μηχανής - Type of engine | | | | | |
|------------------------------|------------------|------------------|---|------------------|-----------------------------|------------------|-----------------------------|------------------|
| | | | Παλινδρομική Reciprocating engine | | Στροβίλος Turbine engine | | Εσωτ. καύσεως Oil engine | |
| | Αρ. No. | Κ.Ο.Κ. G.R.T. | Αρ. No. | Κ.Ο.Κ. G.R.T. | Αρ. No. | Κ.Ο.Κ. G.R.T. | Αρ. No. | Κ.Ο.Κ. G.R.T. |
| Σύνολον - Total | 1.300 | 7.073.114 | 428 | 2.221.588 | 153 | 2.253.498 | 719 | 2.598.028 |
| Θορπηγά Dry cargo ships | 949 | 4.959.418 | 364 | 2.097.925 | 76 | 877.661 | 509 | 1.983.832 |
| Δεξαμενόπλοια Tankers | 154 | 1.791.268 | 10 | 50.956 | 64 | 1.253.790 | 80 | 486.522 |
| Επιβατηγά Passenger ships | 79 | 267.119 | 24 | 48.254 | 12 | 121.192 | 43 | 97.673 |
| Λοιπά Miscellaneous (I) | 118 | 55.309 | 30 | 24.453 | 1 | 855 | 87 | 30.001 |

(I) Βλ. πίνακα I.1.

(I) See table I.1.

1:4. Κατανομή ελληνικών έμπορικων πλοίων, 100 Κ.Ο.Χ. και άνω, κατά κλιμάκια όλικής χωρητικότητας και κατηγορίας, την 30ην Σεπτεμβρίου 1963.

Distribution of Greek merchant ships, of 100 gross tons and over, by tonnage groups and categories, as at September 30, 1963.

| Κλιμάκια όλικής χωρητικότητας Tonnage groups | Σύνολον Total | | Φορτηγά Dry cargo ships | | Δεξαμενόπλοια Tankers | | Πασηγγερή Passenger ships | | Λοιπά Miscellaneous (I) | |
|---|------------------|------------------|----------------------------|------------------|--------------------------|------------------|------------------------------|------------------|----------------------------|------------------|
| | Αρ. No. | Κ.Ο.Χ. G.R.T. | Αρ. No. | Κ.Ο.Χ. G.R.T. | Αρ. No. | Κ.Ο.Χ. G.R.T. | Αρ. No. | Κ.Ο.Χ. G.R.T. | Αρ. No. | Κ.Ο.Χ. G.R.T. |
| Σύνολον-Total | 1.300 | 7.073.114 | 949 | 4.959.418 | 154 | 1.791.268 | 79 | 267.119 | 118 | 55.309 |
| 100- < 300 | 270 | 44.254 | 179 | 28.293 | 13 | 2.389 | 15 | 2.805 | 63 | 10.767 |
| 300- 500 | 114 | 49.551 | 68 | 29.589 | 19 | 8.581 | 5 | 2.212 | 22 | 9.169 |
| 500- 1.000 | 68 | 51.153 | 29 | 25.297 | 5 | 3.858 | 9 | 6.400 | 25 | 15.598 |
| 1.000- 2.000 | 85 | 127.233 | 57 | 87.372 | 3 | 4.492 | 19 | 28.511 | 6 | 6.858 |
| 2.000- 3.000 | 61 | 152.005 | 51 | 127.262 | 1 | 2.214 | 9 | 22.529 | - | - |
| 3.000- 4.000 | 29 | 105.516 | 21 | 76.459 | 2 | 7.742 | 6 | 21.315 | - | - |
| 4.000- 5.000 | 19 | 84.608 | 16 | 71.490 | - | - | 3 | 13.118 | - | - |
| 5.000- 6.000 | 40 | 215.275 | 34 | 182.455 | 2 | 11.180 | 4 | 21.640 | - | - |
| 6.000- 7.000 | 29 | 189.316 | 25 | 163.299 | 2 | 15.100 | - | - | 2 | 12.917 |
| 7.000- 8.000 | 262 | 1.896.465 | 259 | 1.872.600 | 3 | 23.865 | - | - | - | - |
| 8.000- 10.000 | 120 | 1.081.531 | 107 | 962.924 | 11 | 100.133 | 2 | 18.474 | - | - |
| 10.000- 15.000 | 128 | 1.477.344 | 82 | 934.967 | 45 | 528.161 | 1 | 14.216 | - | - |
| 15.000- 20.000 | 31 | 547.200 | 16 | 250.741 | 15 | 242.851 | 3 | 53.608 | - | - |
| 20.000- 25.000 | 25 | 560.668 | - | - | 22 | 498.377 | 3 | 62.291 | - | - |
| 25.000- < 30.000 | 9 | 245.608 | 3 | 82.224 | 6 | 163.384 | - | - | - | - |
| 30.000 + | 7 | 245.387 | 2 | 64.446 | 5 | 180.941 | - | - | - | - |

Γενική παρατήρηση: Βλ. πίνακα 1.1.

General note: See table 1.1.

(1) Βλ. πίνακα 1.1.

(1) See table 1.1.

1.5. Κατανομή ελληνικών εμπορικών πλοίων, 100 Κ.Ο.Χ. και άνω, καθ' ομάδας ηλικιών και κατηγορίας, τήν 30ην Σεπτεμβρίου 1963.

Age distribution of Greek merchant ships, of 100 gross tons and over, by categories, as at September 30, 1963.

| 'Ηλικία εις έτη Divisions of age | Σύνολον Total | | Φορτηγά Dry cargo ships | | Δεξαμενόπλοια Tankers | | Πασηγγερικά πλοία Passenger ships | | Δουπά (I) Miscellaneous | |
|-------------------------------------|------------------|------------------|----------------------------|------------------|--------------------------|------------------|--------------------------------------|------------------|----------------------------|------------------|
| | Αρ. No. | Κ.Ο.Χ. G.R.T. | Αρ. No. | Κ.Ο.Χ. G.R.T. | Αρ. No. | Κ.Ο.Χ. G.R.T. | Αρ. No. | Κ.Ο.Χ. G.R.T. | Αρ. No. | Κ.Ο.Χ. G.R.T. |
| Σύνολον - Total | 1.300 | 7.073.114 | 949 | 4.959.418 | 154 | 1.791.268 | 79 | 267.119 | 118 | 55.309 |
| < 5 | 145 | 1.449.286 | 101 | 1.014.553 | 19 | 422.614 | 6 | 1.712 | 19 | 10.407 |
| 5 - 10 | 202 | 1.903.914 | 142 | 1.143.283 | 42 | 750.102 | 3 | 6.826 | 15 | 3.703 |
| 10 - 15 | 79 | 428.453 | 32 | 83.827 | 25 | 286.732 | 10 | 53.357 | 12 | 4.537 |
| 15 - 20 | 289 | 1.244.270 | 239 | 1.070.401 | 21 | 153.248 | 9 | 12.659 | 20 | 7.962 |
| 20 - 25 | 286 | 1.474.969 | 238 | 1.349.171 | 16 | 95.139 | 12 | 15.259 | 20 | 15.400 |
| 25 - 30 | 66 | 154.429 | 49 | 108.450 | 7 | 27.493 | 7 | 16.561 | 3 | 1.925 |
| 30 + | 223 | 417.793 | 148 | 189.733 | 24 | 55.940 | 32 | 160.745 | 29 | 11.375 |

Γενική παρατήρηση: Βλ. πίνακα I.I.

General note: See table I.I.

(I) Βλ. πίνακα I.I.

(I) See table I.I.

I :7. Κατανομή σηματολογημένων ελληνικών εμπορικών πλοίων, κάτω των 100 Κ.Ο.Χ., κατά ομάδας ηλικιών και κατηγορίας, την 30ην Σεπτεμβρίου 1963.

Age distribution of Greek merchant ships of less than 100 gross tons using an international call sign, by categories, as at September 30, 1963

| 'Ηλικία εις έτη Divisions of age | Σύνολον Total | | Φορτηγά Dry cargo ships | | Δεξαμενόπλοια Tankers | | Πασηγγιγά Passenger ships | | Λοιπά Miscellaneous (I) | |
|-------------------------------------|------------------|------------------|----------------------------|------------------|--------------------------|------------------|------------------------------|------------------|----------------------------|------------------|
| | 'Αρ. No. | Κ.Ο.Χ. G.R.T. | 'Αρ. No. | Κ.Ο.Χ. G.R.T. | 'Αρ. No. | Κ.Ο.Χ. G.R.T. | 'Αρ. No. | Κ.Ο.Χ. G.R.T. | 'Αρ. No. | Κ.Ο.Χ. G.R.T. |
| Σύνολον - Total | 358 | 22.640 | 202 | 13.073 | 4 | 294 | 19 | 1.136 | 133 | 8.137 |
| - < 5 | 50 | 3.229 | 9 | 529 | - | - | 5 | 357 | 36 | 2.343 |
| 5 - 10 | 38 | 2.780 | 11 | 739 | 2 | 141 | 1 | 49 | 24 | 1.851 |
| 10 - 15 | 60 | 3.619 | 29 | 2.022 | - | - | 2 | 86 | 29 | 1.511 |
| 15 - 20 | 95 | 6.003 | 77 | 5.071 | - | - | 5 | 305 | 13 | 627 |
| 20 - 25 | 20 | 1.138 | 14 | 786 | - | - | 2 | 92 | 4 | 260 |
| 25 - < 30 | 23 | 1.475 | 16 | 1.036 | - | - | 2 | 134 | 5 | 305 |
| 30 + | 72 | 4.396 | 46 | 2.890 | 2 | 153 | 2 | 113 | 22 | 1.240 |

Γενική παρατήρηση: Διεθνές διακριτικόν σήμα φέρουν απάντα τα εμπορικά πλοία άνω των 30 Κ.Κ.Χ., ως και τα έφωδιασμένα δια ραδιοτηλεφώνου, ανεξαρτήτως χωρητικότητας.

General note: International call sign is allotted to all merchant ships of 30 N.R.T. and over as well to merchant ships provided with radiotelephone equipment of any tonnage.

(I) Βλ. πίνακα I:I.

(I) See table I:I.

II. ΟΙΚΟΝΟΜΙΑ ΕΛΛΗΝΙΚΩΝ ΕΜΠΟΡΙΚΩΝ ΠΛΟΙΩΝ-MORTGAGED FOR LOANS GREEK MERCHANT SHIPS

II.I. Υποθηκευμένα λόγω δανείων ελληνικά εμπορικά πλοία, 100 κ.ό.χ. και άνω, κατά κλιμάκια όλικής χωρητικότητας και κατηγορίας πλοίων, την 30ην Σεπτεμβρίου 1963

Mortgaged for loans Greek merchant ships of 100 gross tons and over, by tonnage groups and categories, as at September 30, 1963.

| Κλιμάκια όλικής χωρητικότητας Tonnage groups | Σύνολον Total | | | | | | Φορτηγά Dry cargo ships | | Πεξαιμενόπλοια Tankers | | Πασηνζερ ships Passenger ships | | Λοιπά Miscellaneous (I) | |
|---|------------------|------------------|------------|------------------|------------------|------------------|----------------------------|------------------|---------------------------|------------------|-----------------------------------|------------------|----------------------------|------------------|
| | Αρ. No | Κ.Ο.Χ. G.R.T. | Αρ. No. | | Κ.Ο.Χ. G.R.T. | | Αρ. No. | Κ.Ο.Χ. G.R.T. | Αρ. No. | Κ.Ο.Χ. G.R.T. | Αρ. No. | Κ.Ο.Χ. G.R.T. | Αρ. No. | Κ.Ο.Χ. G.R.T. |
| | | | Αρ. No. | Κ.Ο.Χ. G.R.T. | Αρ. No. | Κ.Ο.Χ. G.R.T. | | | | | | | | |
| Σύνολον -Total | 491 | 3 049.170 | 314 | 1.817.148 | 67 | 1.022.445 | 54 | 177.769 | 56 | 31.808 | | | | |
| 100- < 300 | 78 | 13.220 | 49 | 7.977 | 1 | 247 | 12 | 2.138 | 16 | 2.858 | | | | |
| 300- 500 | 50 | 21.789 | 24 | 10.726 | 5 | 2.267 | 5 | 2.212 | 16 | 6.584 | | | | |
| 500- 1.000 | 37 | 27.223 | 17 | 14.778 | - | - | 1 | 875 | 19 | 11.570 | | | | |
| 1.000- 2.000 | 37 | 52.038 | 20 | 27.688 | 1 | 1.399 | 12 | 18.340 | 4 | 4.611 | | | | |
| 2.000- 3.000 | 17 | 42.129 | 10 | 24.763 | - | - | 7 | 17.366 | - | - | | | | |
| 3.000- 4.000 | 11 | 53.589 | 6 | 20.836 | - | - | 5 | 17.753 | - | - | | | | |
| 4.000- 5.000 | 5 | 22.900 | 3 | 13.837 | - | - | 5 | 9.063 | - | - | | | | |
| 5.000- 6.000 | 12 | 64.801 | 7 | 37.513 | 1 | 5.643 | 1 | 21.640 | - | - | | | | |
| 6.000- 7.000 | 13 | 84.123 | 12 | 77.938 | - | - | - | - | 1 | 6.185 | | | | |
| 7.000- 8.000 | 58 | 420.037 | 56 | 404.096 | 2 | 15.941 | - | - | - | - | | | | |
| 8.000- 10.000 | 161 | 543.692 | 55 | 488.392 | 4 | 36.826 | 2 | 18.474 | - | - | | | | |
| 10.000- 15.000 | 59 | 812.561 | 46 | 537.839 | 22 | 260.506 | 1 | 14.216 | - | - | | | | |
| 15.000- 20.000 | 17 | 270.692 | 8 | 125.582 | 7 | 110.066 | 2 | 35.044 | - | - | | | | |
| 20.000- 25.000 | 19 | 428.592 | - | - | 18 | 407.944 | 1 | 20.648 | - | - | | | | |
| 25.000- 30.000 | 6 | 163.411 | 1 | 25.183 | 5 | 138.228 | - | - | - | - | | | | |
| 30.000.+ | 1 | 43.373 | - | - | 1 | 43.373 | - | - | - | - | | | | |

(I) See table I.I.

(I) Βλ. πίνακα I.I.

II:2. Υποθηκευμένα λόγω δανείων ελληνικά εμπορικά πλοία, 100 Κ.Ο.Χ. και άνω, καθ' ομάδας ηλικιών και κατηγορίας πλοίων, την 30ην Σεπτεμβρίου 1963.
 Mortgaged for loans Greek merchant ships of 100 gross tons and over, by divisions of age and categories, as at September 30, 1963.

| 'Ηλικία εις Έτη Divisions of age | Σύνολον Total | | Φορτηγά Dry cargo ships | | Δεξαμενόπλοια Tankers | | Επιβατηγά Passenger ships | | Λοιπά Miscellaneous (I) | |
|-------------------------------------|------------------|------------------|----------------------------|------------------|--------------------------|------------------|------------------------------|------------------|----------------------------|------------------|
| | Αρ. No. | Κ.Ο.Χ. G.R.T. | Αρ. No. | Κ.Ο.Χ. G.R.T. | Αρ. No. | Κ.Ο.Χ. G.R.T. | Αρ. No. | Κ.Ο.Χ. G.R.T. | Αρ. No. | Κ.Ο.Χ. G.R.T. |
| Σύνολον- Total | 491 | 3.049.170 | 314 | 1.817.148 | 67 | 1.022.445 | 54 | 177.769 | 56 | 31.808 |
| - < 5 | 77 | 754.028 | 56 | 556.970 | 8 | 186.887 | 6 | 1.712 | 7 | 8.459 |
| 5 - 10 | 80 | 946.394 | 51 | 464.936 | 23 | 475.626 | 2 | 5.296 | 4 | 536 |
| 10 - 15 | 39 | 290.964 | 7 | 31.901 | 14 | 201.926 | 10 | 53.357 | 8 | 3.780 |
| 15 - 20 | 88 | 398.508 | 57 | 290.254 | 11 | 95.497 | 6 | 7.264 | 14 | 5.493 |
| 20 - 25 | 91 | 433.068 | 66 | 378.113 | 6 | 40.218 | 7 | 8.032 | 12 | 6.705 |
| 25 - 30 | 25 | 51.576 | 16 | 21.404 | 2 | 15.941 | 5 | 12.766 | 2 | 1.465 |
| 30 + | 91 | 174.632 | 61 | 73.570 | 3 | 6.350 | 18 | 89.342 | 9 | 5.370 |

(I) Βλ. πίνακα I.I. (I) See table I.I.

II.3. Υποθηκευμένα λούρα δανείων ελληνικά έμπορικά πλοία, 100 Κ.Ο.Χ. και άνω, κατά κλιμάκια
 ολικής χωρητικότητας και ομάδας ηλικιών, την 30ην Σεπτεμβρίου 1963.

Mortgaged for loans Greek merchant ships of 100 gross tons and over, by tonnage groups
 and divisions of age, as at September 30, 1963.

| Κλιμάκια χωρητικότητας Tonnage groups | Ηλικιακά - Age | | | | | | | | | | | | | | | |
|---|------------------|------------------|-----------------------------|------------------|-------------------------------|------------------|---------------------------------|------------------|---------------------------------|------------------|---------------------------------|------------------|---------------------------------|------------------|-------------------------|------------------|
| | Σύνολον Total | | Έως 5 έτων up to 5 years | | 5- < 10 έτων 5- < 10 years | | 10- < 15 έτων 10- < 15 years | | 15- < 20 έτων 15- < 20 years | | 20- < 25 έτων 20- < 25 years | | 25- < 30 έτων 25- < 30 years | | 30 έτων + 30 years + | |
| | Αρ. No. | Κ.Ο.Χ. G.R.T. | Αρ. No. | Κ.Ο.Χ. G.R.T. | Αρ. No. | Κ.Ο.Χ. G.R.T. | Αρ. No. | Κ.Ο.Χ. G.R.T. | Αρ. No. | Κ.Ο.Χ. G.R.T. | Αρ. No. | Κ.Ο.Χ. G.R.T. | Αρ. No. | Κ.Ο.Χ. G.R.T. | Αρ. No. | Κ.Ο.Χ. G.R.T. |
| Σύνολον-Total | 491 | 3.049.170 | 77 | 754.028 | 80 | 946.394 | 39 | 290.964 | 88 | 398.508 | 91 | 433.068 | 25 | 51.576 | 91 | 174.632 |
| 100- < 300 | 78 | 13.220 | 10 | 1.512 | 7 | 890 | 4 | 655 | 19 | 3.010 | 7 | 1.598 | 3 | 758 | 28 | 4.797 |
| 300- 500 | 50 | 21.789 | 4 | 1.755 | 1 | 462 | 5 | 2.073 | 13 | 5.266 | 10 | 4.563 | 6 | 2.554 | 11 | 5.116 |
| 500- 1.000 | 37 | 27.223 | 1 | 855 | - | - | 3 | 1.707 | 2 | 1.419 | 15 | 10.250 | 1 | 946 | 15 | 12.046 |
| 1.000- 2.000 | 37 | 52.038 | 1 | 1.228 | - | - | 5 | 8.353 | 6 | 9.475 | 4 | 5.961 | 8 | 9.802 | 13 | 17.219 |
| 2.000- 3.000 | 17 | 42.129 | - | - | 3 | 7.470 | - | - | 1 | 2.872 | 4 | 9.805 | - | - | 9 | 21.982 |
| 3.000- 4.000 | 11 | 38.589 | 2 | 6.196 | - | - | 1 | 3.575 | 3 | 11.486 | - | - | 2 | 7.027 | 3 | 10.305 |
| 4.000- 5.000 | 5 | 22.900 | - | - | - | - | - | - | 1 | 4.901 | 1 | 4.500 | 1 | 4.326 | 2 | 9.173 |
| 5.000- 6.000 | 12 | 64.801 | 2 | 11.933 | - | - | 2 | 11.113 | 1 | 5.089 | 2 | 10.269 | 2 | 10.222 | 3 | 16.175 |
| 6.000- 7.000 | 13 | 84.123 | 9 | 57.437 | 1 | 6.156 | - | - | - | - | 2 | 13.880 | - | - | 1 | 6.650 |
| 7.000- 8.000 | 58 | 420.037 | - | - | - | - | - | - | 28 | 202.105 | 27 | 194.961 | 2 | 15.941 | 1 | 7.030 |
| 8.000- 10.000 | 61 | 543.692 | 10 | 93.588 | 24 | 214.589 | 3 | 26.518 | 8 | 72.336 | 14 | 118.187 | - | - | 2 | 18.474 |
| 10.000- 15.000 | 69 | 812.561 | 25 | 311.405 | 26 | 289.413 | 9 | 108.123 | 3 | 34.950 | 4 | 43.653 | - | - | 2 | 25.017 |
| 15.000- 20.000 | 17 | 270.692 | 8 | 126.963 | 1 | 16.241 | 4 | 66.448 | 3 | 45.599 | 1 | 15.441 | - | - | - | - |
| 20.000- 25.000 | 19 | 428.592 | 3 | 68.041 | 12 | 277.504 | 3 | 62.399 | - | - | - | - | - | - | 1 | 20.648 |
| 25.000- < 30.000 | 6 | 163.411 | 1 | 29.742 | 5 | 133.669 | - | - | - | - | - | - | - | - | - | - |
| 30.000 + | 1 | 43.373 | 1 | 43.373 | - | - | - | - | - | - | - | - | - | - | - | - |

II:4. Ένυλθθηκα δάνεια επί έλληνικών έμπορικών πλοίων, 100 κ.ο.χ. καί άνω, κατ' κατηγορίας δανειστών καί είδος νομισματικής μονάδος, τήν 30ην Σεπτεμβρίου 1963.

Loans secured by mortgage on Greek merchant ships of 100 gross tons and over, by categories of creditors and monetary unit, as at September 30, 1963.

Είς χιλιάδας

Thousand

| Κατηγορία δανειστών Categories of creditors | Είδος νομισματικής μονάδος - Monetary unit | | | | | | | | | |
|---|--|--|--------------------------------------|---|--|---|--|---------------------------------|--|--------------------------------------|
| | Ελλάς Greece Δραχμαί Drachmae | Βέλγιον Belgium Φράγκα Francs | Γαλλία France Φράγκα Francs | Αυστ. Τεργκβία Aut. Terpbavia Μάρκα D. Marks | Ελβετία Switzerland Φράγκα Francs | Ην. Βασιλείον Hv. Βασίλειον Στερλίνα £ | Η.Π.Α. U.S.A. Δολάρια Dollars | Ιταλία Italy Λίρα Lire | Ολλανδία Netherlands Φλόριντα Guilder | Σουηδία Sweden Κρόνα Kroner |
| Σύνολον - Total | 689.338 | 313.336 | 4.754 | 46.863 | 6.217 | 23.236 | 2.865.593 | 169.000 | 489.485 | 50 |
| A' ΔΑΝΕΙΑ ΕΣΩΤΕΡΙΚΟΥ DOMESTIC LOANS | 681.832 | - | - | 4.500 | 120 | 3.610 | 597.458 | - | - | - |
| Έλληνικόν Δημόσιον Greek Government | 2.515 | - | - | - | - | 119 | 584.028 | - | - | - |
| Λοιά Νομ. Πρόσωπα Δημ. Δικαίου Other Public Legal Entities | 9.424 | - | - | - | - | 1.427 | 3.413 | - | - | - |
| Τράπεζαι (Δημοσίου καί Ιδιωτ. Δικαίου) Banks (Public and Private) | 628.845 | - | - | - | 120 | 1.420 | 8.337 | - | - | - |
| Άλλα Νομ. Πρόσωπα Ιδιωτ. Δικαίου καί Ιδιώται Other Private Legal Entities and private persons. | 41.048 | - | - | 4.500 | - | 644 | 1.680 | - | - | - |
| B' ΔΑΝΕΙΑ ΞΕΝΟΤΕΡΙΚΟΥ FOREIGN LOANS | 7.506 | 313.336 | 4.754 | 42.363 | 6.097 | 19.626 | 2.268.135 | 169.000 | 489.485 | 50 |

II:5. Υποθηκωμένα λόγω δανείων σματολογημένα ελληνικά εμπορικά πλοία, κάτω των 100 Κ.Ο.Χ., καθ' ομάδες ηλικιών και κατηγορίας, την 30ην Σεπτεμβρίου 1963.

Mortgaged for loans Greek merchant ships of less than 100 gross tons using an international call sign, by divisions of age and categories, as at September 30, 1963.

| 'Ηλικία εις ἔτη Divisions of age | Σύνολον Total | | Φορτηγά Dry cargo ships | | Δεξαμενόπλοια Tankers | | Πασηντζερικά Passenger ships | | Λοιπά Miscellaneous (I) | |
|-------------------------------------|------------------|------------------|----------------------------|------------------|--------------------------|------------------|---------------------------------|------------------|----------------------------|------------------|
| | 'Αρ. No. | Κ.Ο.Χ. G.R.T. | 'Αρ. No. | Κ.Ο.Χ. G.R.T. | 'Αρ. No. | Κ.Ο.Χ. G.R.T. | 'Αρ. No. | Κ.Ο.Χ. G.R.T. | 'Αρ. No. | Κ.Ο.Χ. G.R.T. |
| Σύνολον - Total | 101 | 6.653 | 22 | 1.512 | 1 | 63 | 4 | 216 | 74 | 4.862 |
| - < 5 | 22 | 1.520 | - | - | - | - | 2 | 130 | 20 | 1.390 |
| 5 - 10 | 18 | 1.457 | 1 | 76 | 1 | 63 | - | - | 16 | 1.318 |
| 10 - 15 | 26 | 1.360 | 1 | 56 | - | - | 2 | 86 | 23 | 1.218 |
| 15 - 20 | 19 | 1.174 | 11 | 766 | - | - | - | - | 8 | 408 |
| 20 - 25 | 3 | 177 | 3 | 177 | - | - | - | - | - | - |
| 25 - < 30 | 4 | 266 | 2 | 145 | - | - | - | - | 2 | 121 |
| 30 + | 9 | 699 | 4 | 292 | - | - | - | - | 5 | 407 |

Γενική παρατήρηση: Ελ. πίνακα I:7.

General note: See table I:7.

(I) Ελ. πίνακα I:1.

(I) See table I:1.

III. ΑΡΓΟΥΝΤΑ ΕΜΠΟΡΙΚΑ ΠΛΟΙΑ - LAID UP MERCHANT SHIPS
 III.1. Αργούντα ελληνικά έμπορικά πλοία, 100 β.ο.χ. και άνω, κατά κατηγορία. Έτη 1957-1963
 Laid up Greek merchant ships, of 100 gross tons and over, by categories. Years 1957-1963

| Έτος περιόδου End of period | Σύνολον Total | | | Ψορτηγά Dry cargo ships | | | Δεξαμενόπλοια Tankers | | | Πασηγγεριά Passenger ships | | | Λοιπά Miscellaneous (I) | | |
|--------------------------------|-------------------|-------------------------|----------|----------------------------|-------------------------|----------|--------------------------|-------------------------|----------|-------------------------------|-------------------------|----------|----------------------------|-------------------------|----------|
| | Αριθμός Number | Χωρητικότητα Tonnage | | Αριθμός Number | Χωρητικότητα Tonnage | | Αριθμός Number | Χωρητικότητα Tonnage | | Αριθμός Number | Χωρητικότητα Tonnage | | Αριθμός Number | Χωρητικότητα Tonnage | |
| | | β.ο.χ. G.R.T. | % (2) | | β.ο.χ. G.R.T. | % (2) | | β.ο.χ. G.R.T. | % (2) | | β.ο.χ. G.R.T. | % (2) | | β.ο.χ. G.R.T. | % (2) |
| 1957 | 80 | 288.755 | 18,5 | ... | ... | ... | ... | ... | ... | ... | ... | ... | ... | ... | ... |
| 1958 | 145 | 715.001 | 37,5 | ... | ... | ... | ... | ... | ... | ... | ... | ... | ... | ... | ... |
| 1959 | 107 | 517.002 | 15,5 | 72 | 378.058 | 14,7 | ... | ... | ... | ... | ... | ... | ... | ... | ... |
| 1960 | 75 | 313.042 | 5,8 | 42 | 188.949 | 5,0 | 8 | 66.632 | ... | 25 | 71.271 | 37,3 | ... | ... | ... |
| 1961 | 82 | 264.889 | 4,1 | 30 | 65.280 | 1,5 | 6 | 56.450 | ... | 23 | 60.409 | 32,6 | ... | ... | ... |
| 1962: Ιούλ. - July | 122 | 622.273 | 9,4 | 92 | 474.876 | 10,1 | 15 | 110.301 | 6,6 | 30 | 80.229 | 38,7 | ... | ... | ... |
| Αύγ. - Aug. | 131 | 739.738 | 11,1 | 105 | 597.593 | 12,7 | 13 | 114.309 | 6,7 | 10 | 30.011 | 14,0 | ... | ... | ... |
| Σεπτ. - Sept. | 159 | 887.748 | 13,2 | 124 | 722.725 | 15,3 | 12 | 109.855 | 6,4 | 10 | 30.804 | 14,0 | ... | ... | ... |
| Οκτ. - Oct. | 190 | 1.070.964 | 15,8 | 141 | 875.921 | 18,5 | 14 | 128.253 | 7,3 | 14 | 33.913 | 15,6 | ... | ... | ... |
| Νοέμ. - Nov. | 203 | 1.132.014 | 16,7 | 146 | 911.311 | 19,2 | 14 | 133.078 | 7,5 | 26 | 52.353 | 23,9 | ... | ... | ... |
| Δεκ. - Dec. | 204 | 1.109.925 | 16,4 | 150 | 937.403 | 19,5 | 11 | 94.353 | 5,3 | 37 | 117.303 | 53,6 | ... | ... | ... |
| 1963: Ιαν. - Jan. | 218 | 1.171.815 | 17,2 | 157 | 972.656 | 20,1 | 12 | 86.970 | 5,1 | 30 | 74.204 | 33,9 | ... | ... | ... |
| Φεβρ. - Febr. | 208 | 1.126.257 | 16,4 | 152 | 941.722 | 19,3 | 11 | 94.970 | 5,5 | 37 | 92.473 | 42,2 | ... | ... | ... |
| Μάρτ. - March | 180 | 942.060 | 13,7 | 142 | 848.016 | 17,4 | 10 | 94.698 | 5,5 | 33 | 78.007 | 36,0 | ... | ... | ... |
| Απρ. - April | 170 | 899.063 | 12,9 | 138 | 793.716 | 16,1 | 8 | 57.912 | 3,3 | 18 | 30.487 | 14,1 | ... | ... | ... |
| Μάιος - May | 138 | 685.992 | 9,8 | 103 | 557.975 | 11,2 | 9 | 70.025 | 4,1 | 12 | 30.159 | 12,7 | ... | ... | ... |
| Ιούν. - June | 120 | 555.243 | 7,8 | 84 | 411.981 | 8,1 | 11 | 93.195 | 5,4 | 12 | 29.480 | 12,4 | ... | ... | ... |
| Ιούλ. - July | 119 | 594.288 | 8,3 | 80 | 388.888 | 7,7 | 13 | 99.296 | 5,7 | 11 | 38.624 | 16,2 | ... | ... | ... |
| Αύγ. - Aug. | 115 | 573.998 | 8,0 | 79 | 380.501 | 7,5 | 18 | 151.323 | 8,4 | 10 | 49.537 | 20,9 | ... | ... | ... |
| Σεπτ. - Sept. | 104 | 487.766 | 6,9 | 68 | 323.186 | 6,5 | 14 | 132.331 | 7,4 | 12 | 57.154 | 23,7 | ... | ... | ... |

πηγή: Διά τὰ έτη 1957-1959, Υπουργείον έμπορικῆς ναυτιλίας.

Source: Years 1957-1959, Ministry of Merchantile Marine.

(I) Βλ. πίνακα I.1.

(I) See table I.1.

(2) Ποσοτόν επί συνολικῆς χωρητικότητος.

(2) Percent on the total tonnage.

III : 2. 'Αργοῦντα ἑλληνικά ἐμπορικά πλοῖα, 100 Κ.Ο.Χ. καὶ ἄνω, εἰς λιμένας τοῦ ἐσωτερικοῦ καὶ χώρας ἐξωτερικοῦ.

| Λιμένες ἐσωτερικοῦ ἢ χώραι ἐξωτερικοῦ | Τέλος μηνός | | | | | |
|--|-----------------|------------------|-------------|------------------|-------------|------------------|
| | 'Ιούλιος - July | | | | Αὐγούστος - | |
| | 1963 | | 1962 | | 1963 | |
| | 'Αρ. No. | Κ.Ο.Χ. G.R.T. | 'Αρ. No. | Κ.Ο.Χ. G.R.T. | 'Αρ. No. | Κ.Ο.Χ. G.R.T. |
| Γενικόν σύνολον | 119 | 594.288 | 122 | 622.273 | 115 | 573.998 |

Α' Εἰς λιμένας ἐσωτερικοῦ

| | | | | | | |
|---------------|-----|---------|-----|---------|-----|---------|
| Σύνολον | 103 | 507.622 | 111 | 541.371 | 102 | 473.684 |
| 'Αργοστόλιον | - | - | 1 | 7.245 | - | - |
| Βόλος | - | - | - | - | - | - |
| 'Ελευσίς | 4 | 46.938 | 5 | 43.957 | 1 | 10.449 |
| Καλαμάτα | - | - | 2 | 15.595 | - | - |
| Καλόι Λιμένες | 2 | 20.501 | - | - | 2 | 20.501 |
| Μέγαρα | 3 | 33.899 | 3 | 31.085 | 3 | 33.899 |
| Οἰνούσαι | 1 | 7.279 | 3 | 21.711 | 1 | 7.279 |
| Πειραιεύς | 76 | 279.742 | 83 | 327.243 | 76 | 276.553 |
| Πόρος | - | - | - | - | 1 | 525 |
| Ρόδος | 1 | 10.448 | 1 | 10.448 | 1 | 10.448 |
| Σύρος | 4 | 22.081 | 9 | 55.049 | 5 | 27.296 |
| Χαλκίς | 12 | 86.734 | 4 | 29.038 | 12 | 86.734 |

Β' Εἰς χώρας ἐξωτερικοῦ

| | | | | | | |
|------------------|----|--------|----|--------|----|---------|
| Σύνολον | 16 | 86.666 | 11 | 80.902 | 13 | 100.314 |
| Αἴγυπτος | 1 | 964 | 1 | 964 | 1 | 964 |
| 'Αλγέριον | 1 | 1.775 | - | - | - | - |
| 'Αδεν | - | - | - | - | 1 | 29.742 |
| Βέλγιον | 3 | 21.790 | 1 | 7.239 | 3 | 21.790 |
| Γαλλ. Σομαλία | 1 | 1.566 | 1 | 1.566 | 1 | 1.566 |
| Γερμανία | 1 | 6.766 | - | - | - | - |
| Ε.Σ.Σ.Δ. | 2 | 8.043 | 1 | 7.176 | 1 | 7.194 |
| 'Ηνωμ. Βασίλειον | 1 | 11.276 | - | - | - | - |
| Η.Π.Α. | 1 | 7.260 | 2 | 14.381 | - | - |
| 'Ιαπωνία | - | - | 1 | 13.256 | 2 | 12.295 |
| 'Ινδία | 1 | 463 | - | - | - | - |
| 'Ισπανία | - | - | - | - | - | - |
| 'Ιταλία | 2 | 12.577 | 2 | 20.896 | 2 | 12.577 |
| Μάλτα | - | - | 1 | 7.030 | - | - |
| 'Ολλανδία | - | - | 1 | 8.394 | - | - |
| Χόγκι-Κόγκι | 1 | 7.037 | - | - | 1 | 7.037 |
| Γιβραλτάρ | 1 | 7.149 | - | - | 1 | 7.149 |

III : 3. 'Αργοῦντα ὑπὸ ξένης σημαίας ἐμπορικά πλοῖα 100 Κ.Ο.Χ. καὶ ἄνω, εἰς λιμένας τοῦ ἐσωτερικοῦ.

| | | | | | | |
|------------|----|---------|----|---------|----|---------|
| Σύνολον | 63 | 385.185 | 50 | 299.849 | 71 | 463.531 |
| 'Ελευσίς | 3 | 21.350 | 7 | 73.086 | 3 | 19.231 |
| Καλαμάτα | 3 | 21.677 | 2 | 14.477 | 4 | 28.938 |
| Οἰνούσαι | - | - | 1 | 7.293 | - | - |
| Πειραιεύς | 41 | 232.123 | 32 | 150.231 | 50 | 319.724 |
| Πόρτο-Χέλι | 1 | 4.966 | 1 | 4.966 | 1 | 4.966 |
| Σύρος | 1 | 7.150 | 3 | 21.342 | 1 | 7.150 |
| Χαλκίς | 14 | 97.919 | 4 | 28.454 | 12 | 83.522 |

Παρατήρησις: Τά πλεῖστα τῶν ἐν προκειμένῳ πλοίων εἶναι ἑλληνικῆς πλοιοκτησίας

Greek merchant ships of 100 gross tons and over,
laid up at home ports and foreign countries

| End of month | | | | | | Home ports or foreign countries |
|--------------|------------------|-------------------------|------------------|-------------|------------------|------------------------------------|
| August | | Σεπτέμβριος - September | | | | |
| 1962 | | 1963 | | 1962 | | |
| 'Ap. No. | K.O.X. G.R.T. | 'Ap. No. | K.O.X. G.R.T. | 'Ap. No. | K.O.X. G.R.T. | Grand total |
| 131 | 739.738 | 104 | 487.766 | 159 | 887.748 | |

At home ports

| | | | | | | Total |
|-----|---------|----|---------|-----|---------|--------------|
| I20 | 664.892 | 94 | 429.400 | I43 | 771.078 | Argostolion |
| I | 7.245 | - | - | I | 7.245 | Volos |
| I | 7.176 | - | - | - | - | Eleusis |
| 4 | 34.828 | - | - | 5 | 41.911 | Kalamata |
| - | - | - | - | 2 | 14.583 | Kali Limenes |
| - | - | 2 | 20.501 | - | - | Megara |
| 3 | 31.092 | 3 | 33.899 | 3 | 31.092 | Oinousae |
| 4 | 28.887 | I | 7.279 | 4 | 28.887 | Piraeus |
| 87 | 418.086 | 73 | 276.306 | I04 | 480.842 | Poros |
| - | - | 2 | 1.073 | - | - | Pylos |
| I | 10.448 | I | 10.448 | I | 10.448 | Syros |
| II | 69.430 | 4 | 22.081 | II | 69.430 | Chalkis |
| 8 | 57.700 | 8 | 57.813 | I2 | 86.640 | |

At foreign countries

| | | | | | | Total |
|----|--------|----|--------|----|---------|-------------------|
| II | 74.846 | I0 | 58.366 | I6 | 116.670 | Egypt |
| I | 964 | I | 964 | I | 964 | Algeria |
| - | - | - | - | - | - | Aden |
| - | - | - | - | - | - | Belgium |
| 3 | 21.591 | 3 | 21.790 | 3 | 21.591 | French Somaliland |
| I | 1.566 | I | 1.566 | I | 1.566 | Germany West |
| - | - | - | - | I | 10.449 | U.S.S.R. |
| I | 7.194 | I | 7.194 | 2 | 14.426 | British |
| I | 6.032 | - | - | I | 6.032 | U.S.A. |
| - | - | - | - | - | - | Japan |
| I | 13.256 | I | 7.238 | I | 13.256 | India |
| - | - | - | - | I | 8.952 | Spain |
| - | - | - | - | I | 7.242 | Italy |
| 2 | 15.849 | 2 | 12.577 | 2 | 15.849 | Malta |
| - | - | - | - | - | - | Netherlands |
| I | 8.394 | - | - | 2 | 16.343 | Hong-Kong |
| - | - | I | 7.037 | - | - | Gibraltar |
| - | - | - | - | - | - | |

Merchant ships under foreign flags of 100 gross tons
and over, laid up at home ports.

| | | | | | | Total |
|----|---------|----|---------|----|---------|-------------|
| 79 | 483.274 | 65 | 506.662 | 79 | 495.977 | Eleusis |
| 10 | 94.427 | II | 162.876 | 8 | 69.908 | Kalamata |
| I | 7.233 | 3 | 21.706 | 2 | 14.465 | Oinousae |
| I | 7.293 | - | - | 2 | 14.525 | Piraeus |
| 57 | 302.823 | 40 | 247.955 | 53 | 299.209 | Porto-Cheli |
| - | - | I | 4.966 | - | - | Syros |
| 4 | 28.603 | I | 7.150 | 4 | 28.603 | Chalkis |
| 6 | 42.895 | 9 | 62.009 | 10 | 69.267 | |

Note: The most of the above ships are of Greek ownership.

III : 4. Μέση ημερησία άργήσασα χωρητικότης έλληνικών έμπορικων πλοίων
100 Κ.Ο.Χ. καί άνω, κατά κατηγορίας πλοίων καί αίτίας άργίας.

Είς κόρους όλικής χωρητικότητος

| Κατηγορία πλοίων | Σύνολον Total | Αίτια άργίας - Cause of lay up | | |
|------------------|------------------|---|-------------------------------------|-------------------------------------|
| | | Έλλείψει ναύλου For lack of employment | Λόγω έπισκευής For repairs | Λοιπά αίτια For other reasons |

Ι ο ύ λ ι ο ς - 1963 - J u l y

| | | | | |
|---------------|---------|---------|--------|--------|
| Σύνολον | 574.397 | 407.270 | 69.316 | 97.811 |
| Φορτηγά | 397.04 | 338.790 | 28.639 | 29.575 |
| Δεξαμενόπλοια | 135.054 | 56.861 | 26.601 | 51.592 |
| Έπιβατηγά | 36.792 | 11.043 | 9.105 | 16.644 |
| Λοιπά (I) | 5.547 | 576 | 4.971 | - |

Α υ γ ο υ σ τ ο ς - 1963 - A u g u s t

| | | | | |
|---------------|---------|---------|--------|---------|
| Σύνολον | 633.936 | 420.497 | 78.260 | 135.179 |
| Φορτηγά | 416.204 | 338.366 | 40.637 | 37.201 |
| Δεξαμενόπλοια | 158.761 | 56.221 | 22.206 | 81.334 |
| Έπιβατηγά | 55.753 | 25.334 | 11.775 | 16.644 |
| Λοιπά (I) | 4.218 | 576 | 3.642 | - |

Σ ε π τ έ μ β ρ ι ο ς - 1963 - S e p t e m b e r

| | | | | |
|---------------|---------|---------|--------|---------|
| Σύνολον | 541.933 | 340.946 | 71.889 | 129.098 |
| Φορτηγά | 369.233 | 289.292 | 45.752 | 34.194 |
| Δεξαμενόπλοια | 111.313 | 24.776 | 8.277 | 78.260 |
| Έπιβατηγά | 57.684 | 26.302 | 14.738 | 16.644 |
| Λοιπά (I) | 3.618 | 576 | 3.122 | - |

(I) Βλ. πίνακα I.I.



Daily average of laid up tonnage of Greek merchant ships, of 100 gross tons and over, by categories and cause of lay up.

Gross tons

| Σύνολον Total | Αιτία απτίας - Cause of lay up | | | Ship's category |
|------------------|---|-------------------------------|----------------------------------|-----------------|
| | Έλλείψει ναύλου For lack of employment | Λόγω επισκευής For repairs | Λοιπά αίτια For other reasons | |

Ιούλιος - 1962 - July

| | | | | |
|---------|---------|--------|--------|-------------------|
| 513.539 | 375.981 | 57.848 | 79.710 | Total |
| 360.283 | 290.592 | 46.323 | 23.368 | Dry cargo ships |
| 120.206 | 59.520 | 5.897 | 54.789 | Tankers |
| 30.011 | 24.896 | 3.562 | 1.553 | Passenger ships |
| 3.039 | 973 | 2.066 | - | Miscellaneous (I) |

Αύγουστος - 1962 - August

| | | | | |
|---------|---------|--------|--------|-------------------|
| 667.786 | 550.393 | 41.641 | 75.752 | Total |
| 530.678 | 477.322 | 35.238 | 18.118 | Dry cargo ships |
| 103.576 | 47.085 | 1.695 | 54.796 | Tankers |
| 31.947 | 24.897 | 4.212 | 2.838 | Passenger ships |
| 1.585 | 1.089 | 496 | - | Miscellaneous (I) |

Σεπτέμβριος - 1962 - September

| | | | | |
|---------|---------|---------|--------|-------------------|
| 832.340 | 659.004 | 103.908 | 69.428 | Total |
| 672.111 | 579.511 | 64.712 | 27.888 | Dry cargo ships |
| 127.988 | 54.432 | 32.016 | 41.540 | Tankers |
| 30.127 | 23.972 | 6.155 | - | Passenger ships |
| 2.114 | 1.089 | 1.025 | - | Miscellaneous (I) |

(I) See table I I.



Πίνακας 5. Κατανομή αργούντων ελληνικών εμπορικών πλοίων, ΙΟΟ Κ.Ο.Χ. και άνω, κατά κλίμακα αόλικής χωρητικότητας και κατηγορίας, τήν 30ην Σεπτεμβρίου 1963.

Distribution by tonnage groups and categories, of Greek merchant ships of 100 gross tons and over, laid up, as at September 30, 1963.

| Κλίμακα αόλικής χωρητικότητας Tonnage groups | Σύνολον Total | | Φορτηγά Dry cargo ships | | Δεξαμενοβόλοια Tankers | | Πασηγγερή Passenger ships | | Διαλά Miscellaneous (I) | |
|---|------------------|---------------|----------------------------|---------------|---------------------------|---------------|------------------------------|---------------|----------------------------|---------------|
| | Αρ. Νο. | Κ.Ο.Χ. G.R.T. | Αρ. Νο. | Κ.Ο.Χ. G.R.T. | Αρ. Νο. | Κ.Ο.Χ. G.R.T. | Αρ. Νο. | Κ.Ο.Χ. G.R.T. | Αρ. Νο. | Κ.Ο.Χ. G.R.T. |
| Σύνολον - Total | 104 | 487.766 | 68 | 323.166 | 13 | 100.894 | 14 | 60.187 | 9 | 3.499 |
| 100 - < 300 | 3 | 567 | - | - | 1 | 272 | - | - | 2 | 295 |
| 300 - 500 | 11 | 4.627 | 6 | 2.640 | 1 | 491 | - | - | 4 | 1.496 |
| 500 - 1.000 | 11 | 7.946 | 5 | 4.211 | - | - | 3 | 2.027 | 3 | 1.708 |
| 1.000 - 2.000 | 14 | 19.657 | 12 | 16.647 | - | - | 2 | 3.010 | - | - |
| 2.000 - 3.000 | 6 | 14.307 | 2 | 4.543 | 1 | 2.231 | 3 | 7.533 | - | - |
| 3.000 - 4.000 | 5 | 18.465 | 3 | 10.989 | - | - | 2 | 7.476 | - | - |
| 4.000 - 5.000 | 1 | 4.055 | - | - | - | - | 1 | 4.055 | - | - |
| 5.000 - 6.000 | 3 | 15.897 | 2 | 10.671 | - | - | 1 | 5.226 | - | - |
| 6.000 - 7.000 | 1 | 6.397 | - | - | 1 | 6.397 | - | - | - | - |
| 7.000 - 8.000 | 38 | 273.485 | 38 | 273.485 | - | - | - | - | - | - |
| 8.000 - 10.000 | 3 | 26.655 | - | - | 3 | 26.655 | - | - | - | - |
| 10.000 - 15.000 | 7 | 79.064 | - | - | 6 | 64.848 | 1 | 14.216 | - | - |
| 15.000 - 20.000 | 1 | 16.644 | - | - | - | - | 1 | 16.644 | - | - |
| 20.000 - 25.000 | - | - | - | - | - | - | - | - | - | - |
| 25.000 - < 30.000 | 1 | - | - | - | - | - | - | - | - | - |
| 30.000 + | - | - | - | - | - | - | - | - | - | - |

(I) Βλ. πίνακα I.I.

(I) See table I.I.

III:6. Κατανομή άργούντων ελληνικών έμπορικων πλοίων, 100 κ.Ο.λ. και άνω, καθ' όμάδας ηλικιών και κατηγορίας, τήν 30ην Σεπτεμβρίου 1963.
Age distribution of Greek merchant ships, of 100 gross tons and over, by categories laid up, as at September 30, 1963.

| 'Ηλικία εις έτη Divisions of age | Σύνολον Total | | Φορτηγά Dry cargo ships | | Δεξαμενόπλοια Tankers | | Επιβατηγά Passenger ships | | Λοιπά Miscellaneous (I) | |
|-------------------------------------|------------------|------------------|----------------------------|------------------|--------------------------|------------------|------------------------------|------------------|----------------------------|------------------|
| | Αρ. No. | Κ.Ο.Χ. G.R.T. | Αρ. No. | Κ.Ο.Χ. G.R.T. | Αρ. No. | Κ.Ο.Χ. G.R.T. | Αρ. No. | Κ.Ο.Χ. G.R.T. | Αρ. No. | Κ.Ο.Χ. G.R.T. |
| Σύνολον - Total | 104 | 487.766 | 68 | 323.186 | 13 | 100.894 | 14 | 60.187 | 9 | 3.499 |
| - < 5 | 1 | 568 | - | - | - | - | - | - | 1 | 568 |
| 5 - 10 | 1 | 179 | - | - | - | - | - | - | 1 | 179 |
| 10 - 15 | 7 | 29.571 | 2 | 2.570 | 1 | 8.864 | 1 | 16.644 | 3 | 1.493 |
| 15 - 20 | 28 | 161.856 | 17 | 97.746 | 5 | 52.895 | 3 | 10.416 | 3 | 799 |
| 20 - 25 | 32 | 172.977 | 27 | 157.474 | 3 | 10.987 | 2 | 4.516 | - | - |
| 25 - < 30 | 9 | 44.181 | 5 | 30.434 | 1 | 10.277 | 2 | 3.010 | 1 | 460 |
| 30 + | 26 | 78.434 | 17 | 34.962 | 3 | 17.871 | 6 | 25.601 | - | - |

(I) Βλ. πίνακα I.I.

III:7. Κατανομή άργούντων ελληνικών έμπορικων πλοίων, 100 κ.Ο.λ. και άνω, κατά κατηγορίας πλοίων και διάρκειαν άργίας, τήν 30ην Σεπτεμβρίου 1963.

Laid up time of Greek merchant ships, of 100 gross tons and over, by categories as at September 30, 1963.

| Κατηγορία πλοίων | Σύνολον Total | | έως 1 μηνός up to 1 month | | 1- < 3 μηνών 1- < 3 months | | 3- < 6 μηνών 3- < 6 months | | 6 μηνών - < 1 έτος 6 months - < 1 year | | 1- < 2 έτών 1- < 2 years | | 2 έτών + 2 years + | | Ship's category |
|---------------------|------------------|------------------|------------------------------|------------------|-------------------------------|------------------|-------------------------------|------------------|---|------------------|-----------------------------|------------------|-----------------------|------------------|--------------------|
| | Αρ. No. | Κ.Ο.Χ. G.R.T. | Αρ. No. | Κ.Ο.Χ. G.R.T. | Αρ. No. | Κ.Ο.Χ. G.R.T. | Αρ. No. | Κ.Ο.Χ. G.R.T. | Αρ. No. | Κ.Ο.Χ. G.R.T. | Αρ. No. | Κ.Ο.Χ. G.R.T. | Αρ. No. | Κ.Ο.Χ. G.R.T. | |
| Σύνολον | 104 | 487.766 | 8 | 25.981 | 17 | 67.510 | 11 | 64.068 | 22 | 91.921 | 28 | 173.288 | 18 | 64.998 | Total |
| Φορτηγά | 68 | 323.186 | 4 | 12.169 | 8 | 24.052 | 5 | 16.644 | 16 | 83.262 | 26 | 172.665 | 9 | 14.394 | Dry cargo ships |
| Δεξαμενόπλοια | 13 | 100.894 | 2 | 10.779 | 3 | 19.632 | 2 | 23.480 | - | - | 1 | 272 | 5 | 46.731 | Tankers |
| Επιβατηγά | 14 | 60.187 | 2 | 3.033 | 5 | 23.473 | 3 | 23.765 | 2 | 6.619 | - | - | 2 | 3.297 | Passenger ships |
| Λοιπά (I) | 9 | 3.499 | - | - | 1 | 353 | 1 | 179 | 4 | 2.040 | 1 | 351 | 2 | 576 | Miscellaneous (I) |

(I) Βλ. πίνακα I.I.

IV. ΠΑΥΤΙΛΙΑΚΗ ΚΙΝΗΣΙΣ ΛΙΜΕΝΩΝ ΕΣΩΤΕΡΙΚΟΥ

VI : I. Γενική ναυτιλιακή κίνησης
Κατάπλοι πλοίων, κατά σημαίας

| Σημαΐαι | Αριθμός πλοίων Number of ships | | | | Καθαρά χωρητι Tonnage | |
|----------------|-----------------------------------|----------------------------------|---------------------------------|----------------------------------|---------------------------------|----------------------------------|
| | Έτος 1963 Year 1963 | | Έτος 1962 Year 1962 | | Έτος 1963 Year 1963 | |
| | Ιούλιος-Σεπτ. July-September | Ιαν.-Σεπτέμβρ. Jan.-September | Ιούλιος-Σεπτ. July-September | Ιαν.-Σεπτέμβρ. Jan.-September | Ιούλιος-Σεπτ. July-September | Ιαν.-Σεπτέμβρ. Jan.-September |
| Σύνολον | 44.231 | 107.895 | 43.526 | 105.692 | 13.309.136 | 32.671.907 |
| Βελγική | - | 3 | 4 | 8 | - | 15.307 |
| Γαλλική | 12 | 60 | 12 | 44 | 7.287 | 73.655 |
| Γερμανική | 159 | 496 | 198 | 592 | 238.698 | 742.002 |
| Γιουγκοσλαβική | 266 | 591 | 218 | 580 | 249.627 | 498.074 |
| Δανική | 19 | 35 | 35 | 101 | 23.306 | 96.107 |
| Ελληνική | 42.340 | 103.022 | 41.612 | 100.713 | 9.237.465 | 22.482.117 |
| Ε.Σ.Σ.Δ. | 81 | 212 | 76 | 222 | 135.133 | 408.313 |
| Ην. Βασιλείου | 101 | 309 | 116 | 309 | 268.610 | 818.841 |
| Η.Π.Α. | 73 | 201 | 62 | 196 | 407.414 | 1.072.353 |
| Ιαπωνική | 8 | 17 | 4 | 10 | 38.662 | 81.487 |
| Ισραηλιτική | 50 | 95 | 63 | 104 | 130.128 | 250.942 |
| Ιταλική | 502 | 1.173 | 531 | 1.274 | 1.497.898 | 3.366.931 |
| Λιβανική | 31 | 111 | 58 | 140 | 59.137 | 210.102 |
| Λιβεριακή | 30 | 64 | 28 | 70 | 171.751 | 359.680 |
| Νορβηγική | 58 | 163 | 64 | 166 | 130.954 | 333.544 |
| Ολλανδική | 112 | 329 | 115 | 300 | 84.914 | 249.397 |
| Παναμαϊκή | 31 | 60 | 33 | 76 | 61.944 | 125.227 |
| Σουηδική | 70 | 220 | 91 | 252 | 110.110 | 365.934 |
| Τουρική | 128 | 262 | 94 | 210 | 269.741 | 600.316 |
| Φινλανδική | 10 | 25 | 15 | 45 | 18.499 | 39.677 |
| Λοιπαί | 150 | 397 | 97 | 280 | 167.858 | 455.610 |

Γενική παρατήρησης: Τά δεδομένα αναφέρονται εις τούς κατάπλους φορτηγών, δεξαμενοπλοίων καί επιβατηγών πλοίων πάσης έθνιοτήτος εις τούς ελληνικούς λιμένας, ανεξαρτήτως τής προελεύσεως αυτών (εις τοῦ έσωτεριοῦ ἢ έξωτεριοῦ), περιλαμβανομένων καί τῶν άφόρτων, έφ' όσον κατέπλευσαν ταῦτα διά τήν παραλαβήν φορτίου ἢ επιβατῶν. Οὔτω, δέν περιλαμβάνονται τά καταπλευσαντα δι' έπισκευήν, ανεφοδιασμόν, άδγῶ άνωτέρας βίας κ.λ.π. (βλ. πίνακας IV:4 καί IV:8). Έπίσης, δέν περιλαμβάνονται τά τουριστικά πλοία καί αί θαλαμηγοί. (βλ. πίνακας IV:2, IV:3, IV:6, καί IV:7).
 *Εν τῶν πορθμείων περιλαμβάνονται μόνον τά εις τοῦ έξωτεριοῦ προερχόμενα. Διά τήν κίνησιν τῶν λοιπῶν πορθμείων βλ. πίνακα IV:23.
 *Εάν έν πλοῖον, κατά τήν διάρκειαν ενός ταξιδίου, προσήγγισεν εις πλείονας τοῦ ενός λιμένας, υπολογίζεται ό κατάπλους τούτου εις έναστον λιμένα.

SHIPPING TRAFFIC IN GREEK PORTS

Total shipping traffic in Greek ports
Arrivals of ships, by flags.

| κότης εις κόρους (Net tons) | | Αναλογίαι % επί τῆς χωρητικότητος Percentage distribution of tonnage | | | | Flag |
|---------------------------------|----------------------------------|--|----------------------------------|---------------------------------|----------------------------------|---------------|
| Ἔτος 1962 Year 1962 | | Ἔτος 1963 Year 1963 | | Ἔτος 1962 Year 1962 | | |
| Ἰούλιος-Σεπτ. July-September | Ἰαν.-Σεπτέμβρ. Jan.-September | Ἰούλιος-Σεπτ. July-September | Ἰαν.-Σεπτέμβρ. Jan.-September | Ἰούλιος-Σεπτ. July-September | Ἰαν.-Σεπτέμβρ. Jan.-September | |
| 12.978.010 | 31.456.898 | 100,0 | 100,0 | 100,0 | 100,0 | Total |
| 1.304 | 5.257 | - | - | - | - | Belgian |
| 14.136 | 113.185 | - | 0,2 | 0,1 | 0,4 | French |
| 290.166 | 835.640 | 1,8 | 2,3 | 2,2 | 2,7 | German (West) |
| 180.103 | 454.247 | 1,9 | 1,5 | 1,4 | 1,4 | Yugoslavian |
| 23.486 | 83.448 | 0,2 | 0,3 | 0,2 | 0,3 | Danish |
| 8.885.014 | 21.381.396 | 69,4 | 68,8 | 68,5 | 68,0 | Greek |
| 173.754 | 376.899 | 1,0 | 1,3 | 1,3 | 1,2 | U.S.S.R. |
| 284.441 | 908.554 | 2,0 | 2,5 | 2,2 | 2,9 | British |
| 431.477 | 1.161.687 | 3,1 | 3,3 | 3,3 | 3,7 | U.S.A. |
| 13.543 | 41.080 | 0,3 | 0,3 | 0,1 | 0,1 | Japanese |
| 157.030 | 258.890 | 1,0 | 0,8 | 1,2 | 0,8 | Israelite |
| 1.461.330 | 3.089.523 | 11,3 | 10,3 | 11,3 | 9,8 | Italian |
| 120.480 | 277.623 | 0,4 | 0,6 | 0,9 | 0,9 | Lebanese |
| 116.763 | 319.452 | 1,3 | 1,1 | 0,9 | 1,0 | Liberian |
| 135.237 | 394.403 | 1,0 | 1,1 | 1,1 | 1,3 | Norwegian |
| 99.601 | 255.104 | 0,6 | 0,8 | 0,8 | 0,8 | Dutch |
| 58.128 | 132.287 | 0,5 | 0,4 | 0,5 | 0,4 | Panamanean |
| 134.266 | 420.982 | 0,8 | 1,1 | 1,0 | 1,3 | Swedish |
| 231.992 | 501.740 | 2,0 | 1,8 | 1,8 | 1,6 | Turkish |
| 17.563 | 66.730 | 0,1 | 0,1 | 0,1 | 0,2 | Finnish |
| 148.196 | 378.771 | 1,3 | 1,4 | 1,1 | 1,2 | Other |

General note: The data relate to the entrances of all (Greek or foreign) dry cargo ships, tankers and passenger ships in the Greek ports, regardless of where they come from (either Greek or foreign port), including those vessels in ballast that entered in order to take goods or passengers on board. Vessels therefore which have entered for repairs, or for supply, or because of force majeure, etc, are excluded. (See tables IV:4 and IV:8). Cruise ships and yachts are also excluded. (See tables IV:2, IV:3, IV:6 and IV:7).

Ferry-boats are, in general, not included, except those arriving from abroad. Traffic of other ferry-boats see table IV:23.

If a vessel has called at more than one port during a single voyage, its entrance in each port is counted.

IV:2. Γενική ναυτιλιακή κίνησης
Κατάπλου τουριστικών πλοίων, κατά σημαίας
Total shipping traffic in Greek ports
Arrivals of cruise ships, by flags

| Σημεία | Αριθμός πλοίων Number of ships | | | | Χωρητικότητας καθαρά εις κόρους Tonnage (Net tons) | | | | Αναλογία επί της χωρητικότητας-Percentage distribution of tonnage | | | | Flag |
|----------------|-----------------------------------|------------|-------------|------------|---|------------|-------------|------------|---|------------|-------------|------------|---------------|
| | 1963 | | 1962 | | 1963 | | 1962 | | 1963 | | 1962 | | |
| | Ιουλ.-Sept. | Ιαν.-Sept. | Ιουλ.-Sept. | Ιαν.-Sept. | Ιουλ.-Sept. | Ιαν.-Sept. | Ιουλ.-Sept. | Ιαν.-Sept. | Ιουλ.-Sept. | Ιαν.-Sept. | Ιουλ.-Sept. | Ιαν.-Sept. | |
| Σύνολον | 1.489 | 3.084 | 1.355 | 2.575 | 1556.719 | 3623.957 | 1642.315 | 3520.672 | 100,0 | 100,0 | 100,0 | 100,0 | Total |
| Βελγική | - | - | 2 | 2 | - | - | 150 | 150 | - | - | 0,1 | 0,1 | Belgian |
| Γαλλική | 1 | 7 | - | 7 | - | 25.260 | - | 30.185 | - | - | - | 0,7 | French |
| Γερμανική | - | 1 | - | - | - | 9.037 | - | - | - | - | - | 0,2 | German (West) |
| Γιουγκοσλαβική | 33 | 117 | 41 | 123 | 29.476 | 129.253 | 37.028 | 140.109 | 1,9 | 1,9 | 2,2 | 4,0 | Yugoslavian |
| Δανική | - | - | - | - | - | - | - | - | 64,0 | 63,4 | 66,7 | 64,2 | Danish |
| Ελληνική | 1.320 | 2.696 | 1.185 | 2.195 | 994.875 | 2298.988 | 1095.829 | 2258.575 | 0,1 | 0,1 | - | - | Greek |
| Ε.Σ.Σ.Δ. | 1 | 4 | - | - | 2.060 | 11.654 | - | - | 6,3 | 8,2 | 8,4 | 7,3 | U.S.S.R. |
| Ην. Βασιλείου | 17 | 36 | 11 | 24 | 97.377 | 296.808 | 137.192 | 255.180 | 0,4 | 0,4 | - | - | British |
| Η.Π.Α. | 2 | 2 | 2 | 5 | 6.369 | 6.369 | 59 | 15.275 | - | - | - | - | U.S.A. |
| Ιαπωνική | - | - | - | - | - | - | - | - | 0,3 | 1,2 | - | - | Japanese |
| Ισραηλιτική | 1 | 10 | 1 | 8 | 5.257 | 42.491 | 5.257 | 37.673 | 13,0 | 8,5 | 0,3 | 1,1 | Israelite |
| Ιταλική | 40 | 72 | 45 | 84 | 201.813 | 307.790 | 140.487 | 271.403 | - | - | 8,5 | 7,7 | Italian |
| Λιβανική | - | - | - | 1 | - | - | - | 1.548 | - | - | - | - | Lebanese |
| Λιβεριανή | 8 | 11 | 3 | 5 | 1.642 | 13.405 | 8.860 | 27.570 | 0,1 | 0,4 | 0,5 | 0,8 | Liberian |
| Νορβηγική | 2 | 15 | 6 | 16 | 3.096 | 46.176 | 9.288 | 57.848 | 0,2 | 1,3 | 0,6 | 1,6 | Norwegian |
| Ολλανδική | 3 | 7 | - | 2 | 25.251 | 76.209 | - | 42.737 | 1,6 | 2,1 | - | 1,2 | Dutch |
| Παναμαϊκή | 11 | 15 | 6 | 11 | 2.072 | 2.366 | 260 | 591 | 0,1 | 0,1 | - | - | Panamanean |
| Σουηδική | 5 | 14 | 3 | 13 | 12.458 | 71.746 | 7.798 | 78.650 | 0,8 | 2,0 | 0,5 | 2,3 | Swedish |
| Τουρκική | 27 | 52 | 30 | 54 | 95.865 | 188.565 | 97.366 | 180.597 | 6,1 | 5,2 | 5,9 | 5,1 | Turkish |
| Φινλανδική | - | - | - | - | - | - | - | - | - | - | - | - | Finnish |
| Λοιπά | 18 | 25 | 20 | 25 | 79.085 | 97.840 | 102.741 | 122.581 | 5,1 | 2,7 | 6,3 | 3,8 | Other |

Παρατήρησης: Τα στοιχεία αναφέρονται εις τους κατάπλους των τουριστικών πλοίων εις τους ελληνικούς λιμένες, άνε-εξαρτήτως της προέλευσως αυτών (εκ του έσωτερικού ή εξωτερικού).
Note: The data relate to the entrances of cruise ships, in the Greek ports, regardless of where they come from (either Greek or foreign port).

IV.3. Γενική ναυτιλιακή κίνηση
Κατάλοιθαλαμμένων, κατά σημαίας
Total shipping traffic in Greek ports
Arrivals of yachts, by flags

| Σημεία | Αριθμός πλοίων Number of ships | | | | Χωρητικότητα καθαρά εις κόρους Tonnage (Net tons) | | | | Αναλογία % επί της χωρητικότητας Percentage distribution of tonnage | | | | Flag |
|----------------|-----------------------------------|------------|------------|------------|--|------------|------------|------------|--|------------|------------|------------|---------------|
| | 1963 | | 1962 | | 1963 | | 1962 | | 1963 | | 1962 | | |
| | July-Sept. | Jan.-Sept. | July-Sept. | Jan.-Sept. | July-Sept. | Jan.-Sept. | July-Sept. | Jan.-Sept. | July-Sept. | Jan.-Sept. | July-Sept. | Jan.-Sept. | |
| Σύνολον | 4.030 | 6.171 | 3.001 | 4.903 | 202.560 | 330.264 | 175.079 | 286.303 | 100,0 | 100,0 | 100,0 | 100,0 | Total |
| Βελγική | 76 | 113 | 48 | 92 | 3.493 | 4.872 | 2.516 | 4.781 | 1,7 | 1,5 | 1,4 | 1,7 | Belgian |
| Γαλλική | 122 | 170 | 49 | 77 | 2.648 | 4.063 | 924 | 1.887 | 1,3 | 1,2 | 0,5 | 0,6 | French |
| Γερμανική | 47 | 76 | 27 | 40 | 867 | 2.412 | 523 | 792 | 0,4 | 0,7 | 0,3 | 0,3 | German (West) |
| Γιουγκοσλαβική | - | 10 | 1 | 2 | - | 3.279 | 515 | 623 | - | 1,0 | 0,3 | 0,2 | Yugoslavian |
| Δανική | - | - | - | - | - | - | - | - | - | - | - | - | Danish |
| Ελληνική | 1.467 | 2.124 | 1.139 | 1.863 | 53.398 | 91.000 | 47.285 | 81.213 | 26,4 | 27,6 | 27,0 | 28,4 | Greek |
| Ε.Σ.Σ.Δ. | - | - | - | - | - | - | - | - | - | - | - | - | U.S.S.R. |
| Ην. Βασιλείου | 759 | 1.231 | 550 | 909 | 37.571 | 66.173 | 31.761 | 49.392 | 18,5 | 20,0 | 18,1 | 17,2 | British |
| Η.Π.Α. | 248 | 477 | 163 | 327 | 8.512 | 17.324 | 6.548 | 13.544 | 4,2 | 5,3 | 3,8 | 4,7 | U.S.A. |
| Ιαπωνική | 5 | 5 | - | - | 66 | 66 | - | - | - | - | - | - | Japanese |
| Ισραηλιτική | 9 | 6 | - | - | 84 | 84 | - | - | 0,1 | - | - | - | Israeli |
| Ιταλική | 123 | 142 | 76 | 84 | 3.396 | 3.761 | 1.505 | 1.639 | 1,7 | 1,1 | 0,9 | 0,6 | Italian |
| Λιβανική | - | - | 8 | 8 | - | - | 879 | 879 | - | - | 0,5 | 0,3 | Lebanese |
| Λιβεριανή | 192 | 299 | 138 | 213 | 26.679 | 42.250 | 18.346 | 31.335 | 13,2 | 12,8 | 10,5 | 10,9 | Liberian |
| Νορβηγική | - | - | - | - | - | - | - | - | - | - | - | - | Norwegian |
| Ολλανδική | 41 | 45 | 6 | 11 | 3.236 | 3.584 | 113 | 213 | 1,6 | 1,1 | 0,1 | 0,1 | Dutch |
| Παναμαϊκή | 798 | 1.238 | 708 | 1.080 | 54.064 | 78.280 | 53.955 | 82.742 | 26,7 | 23,7 | 30,8 | 28,9 | Panamanean |
| Σουηδική | 43 | 60 | 15 | 34 | 1.605 | 1.912 | 1.531 | 2.516 | 0,8 | 0,6 | 0,9 | 0,9 | Swedish |
| Τουρκική | 13 | 26 | 4 | 17 | 374 | 762 | 57 | 500 | 0,2 | 0,2 | - | 0,2 | Turkish |
| Φινλανδική | 1 | 1 | - | - | 26 | 26 | - | - | - | - | - | - | Finnish |
| Λοιπαί | 89 | 148 | 69 | 146 | 6.541 | 10.416 | 8.621 | 14.247 | 3,2 | 3,2 | 4,9 | 5,0 | Other |

Παρατήρησης: Τα στοιχεία αναφέρονται εις τους κατάλοιθαλαμμένων, ανεξαρτήτως προελεύσεως αὐτῶν (ἐκ τοῦ εσωτερικοῦ ἢ ἑξωτερικοῦ).
Note: The data relate to the entrances of yachts, in the Greek ports, regardless of where they come from (either Greek or foreign port).

IV : 4. Γενική ναυτιλιακή κίνησης

*Απλαϊ προσορμώσεις πλοίων, κατά σημαίας

| Σηματὰι | *Αριθμός πλοίων Number of ships | | | | Καθαρά χωρητι Tonnage | | | |
|------------------|------------------------------------|--------------------------|---------------------------|--------------------------|---------------------------|--------------------------|---------------------------|--------------------------|
| | *Έτος 1963 Year 1963 | | *Έτος 1962 Year 1962 | | *Έτος 1963 Year 1963 | | | |
| | Ιούλ.-Σεπτ. July-Sept. | Ιαν.-Σεπτ. Jan.-Sept. | Ιούλ.-Σεπτ. July-Sept. | Ιαν.-Σεπτ. Jan.-Sept. | Ιούλ.-Σεπτ. July-Sept. | Ιαν.-Σεπτ. Jan.-Sept. | Ιούλ.-Σεπτ. July-Sept. | Ιαν.-Σεπτ. Jan.-Sept. |
| Σύνολον | 722 | 2.106 | 673 | 2.024 | 2.730.654 | 8.016.733 | | |
| Βελγική | - | 1 | - | - | - | 16.255 | | |
| Γαλλική | 7 | 15 | - | 6 | 31.416 | 81.066 | | |
| Γερμανική (Δυτ.) | 4 | 13 | 7 | 13 | 21.149 | 56.369 | | |
| Γιουγκοσλαβική | 23 | 67 | 27 | 75 | 41.277 | 129.583 | | |
| Δανική | - | 3 | - | 2 | - | 8.636 | | |
| *Ελληνική | 428 | 1.205 | 407 | 1.269 | 954.585 | 2.771.803 | | |
| Ε.Σ.Σ.Δ. | - | - | - | 1 | - | - | | |
| *Ην. Βασιλείου | 10 | 39 | 16 | 38 | 61.165 | 279.388 | | |
| Η.Π.Α. | 6 | 17 | 2 | 15 | 28.523 | 96.806 | | |
| *Ιαπωνική | - | - | - | - | - | - | | |
| *Ισραηλιτική | - | 1 | - | 3 | - | 744 | | |
| *Ιταλική | 10 | 20 | 7 | 25 | 18.800 | 42.814 | | |
| Λιβανική | 71 | 247 | 71 | 208 | 210.490 | 761.741 | | |
| Λιβεριανή | 109 | 304 | 89 | 208 | 1.113.000 | 2.976.600 | | |
| Κορβηγική | 4 | 26 | 6 | 21 | 47.227 | 194.092 | | |
| *Ολλανδική | 4 | 10 | 1 | 1 | 37.724 | 80.562 | | |
| Παναμαϊκή | 25 | 63 | 21 | 57 | 87.471 | 264.004 | | |
| Σουηδική | 7 | 13 | 8 | 22 | 26.833 | 56.127 | | |
| Τουρκική | 7 | 31 | 5 | 40 | 17.889 | 87.018 | | |
| Φινλανδική | 3 | 9 | - | 1 | 12.033 | 42.528 | | |
| Λοιπαί | 4 | 22 | 6 | 19 | 21.072 | 70.647 | | |

Παρατήρησης: Τά δεδομένα αναφέρονται εις πλοία προερχόμενα ἐκ τοῦ ἐσωτερικοῦ καὶ ἐξωτερικοῦ, ἅτινα προσωρμίσθησαν εἰς ἑλληνικοὺς λιμένας, δι' ἐπισκευήν, ἀνεφοδιασμόν, λόγω ἀνωτέρας βίας, κλπ.

Total shipping traffic in Greek ports

Ships' deviations, by ports

| κότους είς κόρους (Net tons) | | Αναλογίαι % επί τῆς χωρητικότητος-Percentage distribution of tonnage | | | | Flag |
|---------------------------------|--------------------------|--|--------------------------|---------------------------|--------------------------|---------------|
| Ἔτος 1962 Year 1962 | | Ἔτος 1963 Year 1963 | | Ἔτος 1962 Year 1962 | | |
| Ἰούλ.-Σεπτ. July-Sept. | Ἰαν.-Σεπτ. Jan.-Sept. | Ἰούλ.-Σεπτ. July-Sept. | Ἰαν.-Σεπτ. Jan.-Sept. | Ἰούλ.-Σεπτ. July-Sept. | Ἰαν.-Σεπτ. Jan.-Sept. | |
| 2.453.308 | 7.030.783 | 100,0 | 100,0 | 100,0 | 100,0 | Total |
| - | - | - | 0,2 | - | - | Belgian |
| - | 29.094 | 1,2 | 1,0 | - | 0,4 | French |
| 14.403 | 27.642 | 0,3 | 0,7 | 0,6 | 0,4 | German (West) |
| 48.598 | 155.171 | 1,5 | 1,6 | 2,0 | 2,2 | Yugoslavian |
| - | 4.867 | - | 0,1 | - | 0,1 | Danish |
| 981.976 | 3.017.966 | 35,0 | 34,6 | 40,0 | 42,9 | Greek |
| - | 1.888 | - | - | - | - | U.S.S.R. |
| 129.250 | 315.208 | 2,2 | 3,5 | 5,3 | 4,5 | British |
| 4.093 | 128.040 | 1,0 | 1,2 | 0,2 | 1,8 | U.S.A. |
| - | - | - | - | - | - | Japanese |
| - | 10.789 | - | - | - | 0,2 | Israelite |
| 16.734 | 63.350 | 0,7 | 0,5 | 0,7 | 0,9 | Italian |
| 236.943 | 634.800 | 7,7 | 9,5 | 9,6 | 9,0 | Lebanese |
| 749.748 | 1.791.895 | 40,7 | 37,2 | 30,6 | 25,5 | Liberian |
| 45.764 | 189.534 | 1,7 | 2,4 | 1,9 | 2,7 | Norwegian |
| 10.464 | 10.464 | 1,4 | 1,0 | 0,4 | 0,2 | Dutch |
| 120.483 | 318.533 | 3,2 | 3,3 | 4,9 | 4,5 | Panamanean |
| 69.183 | 159.768 | 1,0 | 0,7 | 2,8 | 2,3 | Swedish |
| 13.434 | 106.692 | 0,7 | 1,1 | 0,5 | 1,5 | Turkish |
| - | 7.186 | 0,4 | 0,5 | - | 0,1 | Finnish |
| 12.235 | 57.896 | 0,8 | 0,9 | 0,5 | 0,8 | Other |

Note: The data relate to ships which entered in Greek ports for repairs, or supplies, or because of force majeure etc, regardless of where they come from (either Greek or foreign port).

IV : 5. Γενική ναυτιλιακή κίνησης
Κατάπλοι πλοίων εις ελληνικούς λιμένες

| Λιμένες | Έτος 1963 | | | | | | |
|-------------------|-----------------|------------------|---------------------|------------------|--------------------------|------------------|---------------------|
| | Ιούλιος July | | Αύγουστος August | | Σεπτέμβριος September | | Ιούλιος - July - |
| | Αρ. No. | Κ.Κ.Χ. N.R.T. | Αρ. No. | Κ.Κ.Χ. N.R.T. | Αρ. No. | Κ.Κ.Χ. N.R.T. | Αρ. No. |
| Σύνολον | 14.739 | 4.344.912 | 15.290 | 4.656.598 | 14.202 | 4.307.626 | 44.231 |
| *Αγία Εύφημια | 9 | 5.824 | 11 | 6.743 | 15 | 7.293 | 35 |
| *Αγία Πελαγία | 14 | 5.214 | 14 | 4.664 | 12 | 4.692 | 40 |
| *Αγιος Ευστράτιος | 15 | 8.451 | 14 | 7.798 | 14 | 7.798 | 43 |
| *Αγιος Κήρυκος | 76 | 36.653 | 78 | 38.631 | 69 | 38.922 | 223 |
| *Αγιος Πιπύλαος | 26 | 18.594 | 26 | 25.639 | 30 | 22.546 | 82 |
| Αίγινα | 565 | 95.573 | 461 | 76.574 | 387 | 65.209 | 1.413 |
| Αίγιον | 43 | 7.422 | 44 | 12.334 | 52 | 3.403 | 139 |
| Αιδηψός | 66 | 10.155 | 193 | 11.536 | 107 | 10.545 | 366 |
| *Αλεξανδρούπολις | 82 | 18.014 | 86 | 17.214 | 83 | 13.496 | 251 |
| *Αλόνησος | 39 | 7.163 | 51 | 9.474 | 33 | 6.063 | 123 |
| *Αμοργός | 14 | 2.902 | 13 | 3.461 | 12 | 2.880 | 39 |
| *Ανδρος | 54 | 5.946 | 57 | 5.606 | 45 | 5.157 | 156 |
| *Αντικύρα | 12 | 17.028 | 23 | 40.408 | 14 | 15.405 | 49 |
| *Αργοστόλιον | 135 | 3.011 | 157 | 3.343 | 166 | 3.667 | 458 |
| *Αστακός | 10 | 423 | 16 | 1.104 | 14 | 543 | 40 |
| *Αστυπάλαια | 10 | 4.470 | 11 | 5.024 | 13 | 5.260 | 34 |
| Βαθύ Σάμου | 74 | 25.378 | 80 | 25.912 | 77 | 22.980 | 231 |
| Βασιλική | 9 | 5.958 | 5 | 2.370 | 8 | 5.304 | 21 |
| Βόλος | 390 | 63.102 | 408 | 68.773 | 387 | 74.536 | 1.189 |
| Γαλαξείδιον | 93 | 465 | 101 | 1.010 | 91 | 932 | 285 |
| Γαβριον | 30 | 8.890 | 30 | 8.727 | 30 | 8.890 | 90 |
| Γέρα | 40 | 3.157 | 53 | 4.068 | 49 | 3.305 | 142 |
| Γερακινή | 6 | 5.431 | 5 | 3.728 | 9 | 7.071 | 20 |
| Γλώσσα | 74 | 10.837 | 41 | 9.753 | 69 | 10.582 | 184 |
| Γύθειον | 9 | 2.716 | 9 | 2.728 | 9 | 4.471 | 27 |
| *Ελευσίς | 398 | 139.300 | 395 | 138.644 | 365 | 117.533 | 1.158 |
| *Ερμιόνη | 127 | 28.974 | 122 | 28.167 | 122 | 28.035 | 371 |
| Εύδηλος | 14 | 5.293 | 14 | 5.219 | 8 | 4.476 | 36 |
| Ζάκυνθος | 54 | 2.859 | 43 | 2.504 | 55 | 4.001 | 152 |
| *Ηγουμενίτσα | 115 | 202.775 | 128 | 238.334 | 116 | 203.559 | 359 |
| *Ηράκλειον | 135 | 76.785 | 159 | 104.741 | 152 | 101.654 | 446 |
| Θάσος | 48 | 2.220 | 70 | 5.745 | 53 | 4.217 | 171 |
| Θεσσαλονίκη | 270 | 127.939 | 280 | 169.202 | 287 | 163.577 | 837 |
| Θήρα | 73 | 18.179 | 78 | 19.335 | 94 | 21.753 | 245 |
| Ιθάκη | 59 | 26.110 | 55 | 24.491 | 51 | 23.632 | 165 |
| Ιος | 28 | 12.454 | 28 | 12.229 | 35 | 15.158 | 91 |
| Ισθμία | 5 | 6.193 | 5 | 4.534 | 1 | 4.85 | 11 |
| Ιτέα | 138 | 67.315 | 134 | 25.129 | 110 | 14.843 | 382 |
| Καβάλα | 230 | 32.488 | 246 | 18.940 | 206 | 37.051 | 682 |
| Καλαμίτσα | 30 | 19.763 | 26 | 19.956 | 30 | 32.250 | 86 |
| Κάλυμνος | 101 | 28.769 | 104 | 34.327 | 113 | 35.292 | 318 |
| Καρλόβασι | 85 | 37.926 | 93 | 39.690 | 107 | 42.767 | 285 |
| Κάρπαθος | 29 | 7.015 | 38 | 7.694 | 52 | 11.130 | 119 |
| Κάρυστος | 71 | 9.705 | 81 | 10.624 | 96 | 10.317 | 248 |
| Κάσος | 15 | 6.538 | 13 | 5.493 | 13 | 5.457 | 41 |
| Κατάκολον | 6 | 7.075 | 9 | 11.651 | 4 | 2.959 | 19 |
| Κέα | 52 | 9.424 | 58 | 7.527 | 42 | 6.840 | 152 |
| Κέρκυρα | 319 | 278.764 | 339 | 317.807 | 324 | 285.307 | 982 |

Total shipping traffic

Arrivals of ships in Greek ports.

| Year 1963 | | Έτος 1962 - Year 1962 | | | | | Port |
|------------------------|------------------------------------|-------------------------------------|------------------------------------|------------------|---------|------------|-----------------|
| Σεπτέμβρ. September | Ιαν.-Σεπτέμβριος Jan.-September | Ιούλ.-Σεπτέμβριος July-September | Ιαν.-Σεπτέμβριος Jan.-September | | Port | | |
| K.K.X. N.R.T. | Αρ. No. | K.K.X. N.R.T. | Αρ. No. | K.K.X. N.R.T. | | Αρ. No. | |
| 13.309.136 | 107.895 | 32671.907 | 43.526 | 12.978.010 | 105.692 | 31.456.898 | Total |
| 19.860 | 74 | 38.992 | 40 | 13.760 | 38 | 32.106 | Aghia Efimia |
| 14.570 | 110 | 36.086 | 35 | 14.509 | 89 | 37.252 | Aghia Pelagia |
| 24.047 | 103 | 59.915 | 43 | 24.271 | 129 | 67.696 | Ag. Evstratios |
| 114.206 | 505 | 267.237 | 215 | 107.349 | 515 | 260.165 | Aghios Kirikos |
| 66.779 | 230 | 187.941 | 79 | 45.374 | 246 | 105.002 | Aghios Nicolaos |
| 237.356 | 3.225 | 544.956 | 949 | 155.836 | 2.557 | 396.233 | Aigina |
| 23.159 | 413 | 87.626 | 136 | 31.247 | 388 | 90.723 | Aigion |
| 32.236 | 531 | 67.043 | 270 | 34.423 | 422 | 67.331 | Edipsos |
| 43.724 | 565 | 104.703 | 274 | 54.911 | 603 | 117.090 | Alexandroupolis |
| 22.700 | 259 | 42.148 | 107 | 23.057 | 242 | 40.084 | Alonnisos |
| 9.243 | 110 | 28.757 | 57 | 27.959 | 124 | 46.586 | Amorgos |
| 16.709 | 407 | 40.707 | 170 | 22.399 | 446 | 49.276 | Andros |
| 72.841 | 90 | 171.248 | 12 | 39.601 | 46 | 119.347 | Anticyra |
| 10.021 | 1.613 | 51.374 | 491 | 12.416 | 1.335 | 31.695 | Argostolion |
| 2.070 | 112 | 7.753 | 66 | 1.771 | 146 | 4.957 | Astacos |
| 14.754 | 115 | 44.904 | 39 | 15.524 | 107 | 45.342 | Astypalea |
| 74.270 | 561 | 196.250 | 221 | 81.262 | 571 | 214.958 | Vathy Samou |
| 13.632 | 59 | 31.401 | 26 | 8.870 | 101 | 33.676 | Vassiliki |
| 206.411 | 2.838 | 448.342 | 1.204 | 185.159 | 2.973 | 408.180 | Volos |
| 2.407 | 307 | 7.273 | 305 | 3.245 | 353 | 9.275 | Galaxidion |
| 26.507 | 250 | 69.902 | 104 | 28.828 | 234 | 73.145 | Gavrion |
| 10.530 | 371 | 23.314 | 176 | 12.228 | 442 | 31.871 | Gera |
| 16.230 | 63 | 48.936 | 21 | 19.098 | 64 | 53.316 | Yerakini |
| 31.172 | 539 | 73.413 | 222 | 32.956 | 325 | 64.727 | Glossa |
| 9.915 | 75 | 36.264 | 22 | 9.971 | 74 | 31.967 | Yithion |
| 395.477 | 2.915 | 1001.323 | 894 | 324.002 | 2.790 | 953.428 | Eleusis |
| 85.176 | 916 | 209.946 | 320 | 79.195 | 653 | 150.890 | Ermioni |
| 14.988 | 109 | 44.636 | 38 | 15.129 | 92 | 40.270 | Evdilos |
| 9.364 | 385 | 46.378 | 141 | 12.503 | 357 | 34.470 | Zante |
| 644.668 | 829 | 1295.323 | 327 | 646.881 | 303 | 1.191.003 | Igoumenitssa |
| 283.180 | 1.166 | 671.387 | 451 | 255.477 | 1.152 | 614.525 | Iraclion |
| 12.182 | 445 | 22.343 | 273 | 10.048 | 673 | 23.579 | Thasos |
| 460.718 | 2.289 | 1300.524 | 856 | 353.808 | 2.496 | 1.116.679 | Salonika |
| 59.267 | 621 | 149.867 | 245 | 61.061 | 615 | 145.365 | Thira |
| 74.233 | 470 | 228.641 | 205 | 70.571 | 563 | 221.889 | Ithaki |
| 39.341 | 226 | 101.393 | 83 | 36.252 | 216 | 90.229 | Ios |
| 11.212 | 54 | 29.624 | 7 | 5.781 | 60 | 31.289 | Isthmia |
| 107.287 | 1.080 | 278.028 | 395 | 85.077 | 1.129 | 241.795 | Itea |
| 88.479 | 1.610 | 258.813 | 829 | 83.685 | 2.049 | 226.741 | Kavala |
| 71.969 | 197 | 157.593 | 112 | 88.812 | 213 | 183.844 | Kalamata |
| 98.388 | 907 | 285.641 | 348 | 124.139 | 906 | 318.750 | Kalymnos |
| 120.383 | 694 | 299.377 | 277 | 108.298 | 728 | 291.852 | Karlovassi |
| 25.839 | 285 | 67.028 | 129 | 22.760 | 270 | 62.815 | Karpathos |
| 30.646 | 637 | 77.713 | 280 | 36.133 | 648 | 85.588 | Karystos |
| 17.488 | 118 | 50.858 | 44 | 17.558 | 116 | 49.882 | Cassos |
| 21.685 | 64 | 59.961 | 38 | 27.954 | 90 | 78.804 | Katakolon |
| 23.791 | 354 | 64.719 | 146 | 22.547 | 396 | 62.232 | Kea |
| 881.878 | 2.389 | 1371.063 | 928 | 882.699 | 2.174 | 1.705.000 | Corfu |

IV : 5. Γενική ναυτιλιακή κίνησης

Κατάπλοι πλοίων εις ελληνικούς λιμένες. (συνέχεια)

| Λιμένες | Έτος 1963 | | | | | | |
|--|-----------------|------------------|---------------------|------------------|--------------------------|------------------|---------------------|
| | Ιούλιος July | | Αύγουστος August | | Σεπτέμβριος September | | Ιούλιος - July - |
| | Αρ. No. | Κ.Κ.Χ. N.R.T. | Αρ. No. | Κ.Κ.Χ. N.R.T. | Αρ. No. | Κ.Κ.Χ. N.R.T. | Αρ. No. |
| Κίμωλος | 15 | 7.370 | 23 | 9.543 | 20 | 9.372 | 53 |
| Κόρθιον | 16 | 3.981 | 21 | 4.458 | 17 | 4.373 | 54 |
| Κόρινθος | 3 | 798 | 4 | 1.249 | 3 | 977 | 10 |
| Κόρινθος (Δρυοπίς, Λουτρά, Μέριχας) | 12 | 5.568 | 17 | 9.711 | 10 | 4.842 | 39 |
| Κυμάσιον | 7 | 4.960 | 7 | 3.585 | 4 | 3.613 | 18 |
| Κόμη | 25 | 4.581 | 28 | 5.570 | 29 | 4.756 | 82 |
| Κως | 130 | 41.199 | 148 | 46.834 | 141 | 46.616 | 419 |
| Λάρυμνα | - | - | - | - | 1 | 1.641 | 1 |
| Λαύριον | 48 | 3.927 | 57 | 3.294 | 44 | 4.310 | 149 |
| Λέρος | 65 | 23.976 | 62 | 21.809 | 69 | 21.590 | 196 |
| Λευιάς | 156 | 9.104 | 212 | 9.917 | 179 | 10.147 | 547 |
| Ληξούριον | 116 | 2.256 | 145 | 2.579 | 154 | 2.715 | 415 |
| Λιμενάρια | 41 | 3.118 | 37 | 1.865 | 30 | 1.370 | 108 |
| Λίμνη | 41 | 10.578 | 37 | 9.604 | 36 | 10.466 | 114 |
| Μαρμάριον | 56 | 884 | 51 | 846 | 42 | 712 | 149 |
| Μεγαλήσιον | 34 | 6.760 | 44 | 4.998 | 51 | 6.031 | 129 |
| Μέγαρα | 19 | 153.099 | 12 | 45.196 | 31 | 62.832 | 62 |
| Μέθανα | 374 | 70.687 | 386 | 70.056 | 334 | 63.556 | 1.094 |
| Μήλος | 51 | 11.768 | 63 | 17.904 | 59 | 16.433 | 173 |
| Μόλυβος | 31 | 4.138 | 29 | 4.337 | 32 | 4.726 | 92 |
| Μονεμβασία | 26 | 10.493 | 26 | 9.852 | 26 | 9.891 | 78 |
| Μουδρος | 30 | 6.717 | 37 | 7.034 | 40 | 6.732 | 107 |
| Μπάτσιον | 30 | 8.890 | 31 | 9.036 | 30 | 8.890 | 91 |
| Μύκονος | 146 | 64.581 | 143 | 68.057 | 137 | 64.868 | 426 |
| Μυρίνα | 51 | 13.938 | 53 | 12.463 | 51 | 13.141 | 155 |
| Μύτινας | 33 | 6.440 | 25 | 3.653 | 31 | 5.717 | 89 |
| Μυτιλήνη | 146 | 34.833 | 173 | 39.171 | 144 | 41.434 | 463 |
| Νάξος | 126 | 29.938 | 122 | 32.988 | 108 | 36.766 | 356 |
| Ναύπλιον | 10 | 952 | 15 | 1.912 | 18 | 13.697 | 43 |
| Νεάπολις | 24 | 7.687 | 22 | 7.070 | 21 | 7.561 | 67 |
| Νέα Μουδανιά | 8 | 1.194 | 10 | 1.576 | 4 | 391 | 22 |
| Οινόουσαι | 46 | 5.237 | 53 | 3.631 | 43 | 3.623 | 142 |
| Παξοί | 19 | 902 | 41 | 1.537 | 8 | 310 | 68 |
| Πάργα | 41 | 6.908 | 26 | 2.837 | 27 | 5.919 | 94 |
| Πάρος | 80 | 32.946 | 85 | 38.663 | 99 | 40.728 | 264 |
| Πάτμος | 32 | 14.337 | 24 | 14.322 | 38 | 15.014 | 94 |
| Πάτραι | 190 | 238.714 | 204 | 256.703 | 194 | 237.874 | 588 |
| Πειραιεύς | 4.085 | 1.074.011 | 4.273 | 1.211.447 | 3.949 | 1.081.388 | 12.307 |
| Πέραμα | 62 | 13.382 | 32 | 5.947 | 47 | 6.751 | 141 |
| Πέτρα | 4 | 126 | 7 | 216 | 5 | 263 | 16 |
| Πλωμάριον | 47 | 5.200 | 56 | 6.286 | 58 | 5.123 | 161 |
| Πολύχωντος | 31 | 1.594 | 27 | 1.420 | 18 | 950 | 76 |
| Πόρος | 365 | 71.069 | 326 | 63.562 | 318 | 62.032 | 1.009 |
| Πόρτο-Λάγος | 39 | 6.122 | 34 | 5.434 | 32 | 5.196 | 105 |
| Πρέβεζα | 88 | 10.047 | 87 | 5.821 | 140 | 23.770 | 315 |
| Πυθαγόρειον | 21 | 3.808 | 29 | 5.082 | 31 | 4.237 | 81 |
| Ρύλος | 3 | 12.395 | 3 | 17.160 | 2 | 5.210 | 8 |
| Ραφήνα | 188 | 16.155 | 182 | 16.717 | 152 | 15.487 | 522 |
| Ρέθυμνον | 75 | 35.528 | 73 | 33.633 | 67 | 31.607 | 215 |

Total shipping traffic

Arrivals of ships in Greek ports.(continued)

| Year 1963 | | | Έτος 1962 - Year 1962 | | | | Port |
|------------------|------------------|------------------|-----------------------|------------------|----------------|------------------|---------------------------------------|
| Σεπτέμβρ. | Ίαν.-Σεπτέμβριος | Κ.Κ.Χ. N.R.T. | Ίουλ.-Σεπτέμβριος | Ίαν.-Σεπτέμβριος | | | |
| September | Jan.-September | | July-September | Jan.-September | Jan.-September | | |
| Κ.Κ.Χ. N.R.T. | Αρ. No. | Κ.Κ.Χ. N.R.T. | Αρ. No. | Κ.Κ.Χ. N.R.T. | Αρ. No. | Κ.Κ.Χ. N.R.T. | |
| 26.385 | 133 | 63.443 | 49 | 26.125 | 121 | 62.681 | Kimolos |
| 12.812 | 131 | 31.824 | 67 | 18.528 | 163 | 41.150 | Korinthion |
| 3.024 | 29 | 9.710 | 8 | 1.485 | 25 | 5.151 | Korinthos |
| 20.121 | 105 | 55.232 | 137 | 78.070 | 263 | 142.043 | Kythnos(Dryopis, Loutra, Merichas) |
| 12.158 | 37 | 27.794 | 13 | 10.330 | 40 | 29.952 | Kymassion |
| 15.007 | 203 | 32.238 | 103 | 21.880 | 296 | 52.971 | Kymi |
| 134.649 | 1.056 | 351.859 | 444 | 168.986 | 1.069 | 414.254 | Kos |
| 1.641 | 5 | 9.609 | - | - | 8 | 3.546 | Larymna |
| 11.531 | 365 | 27.541 | 144 | 14.603 | 407 | 42.997 | Lavrion |
| 67.375 | 553 | 186.620 | 200 | 63.443 | 561 | 185.933 | Leros |
| 29.168 | 1.387 | 62.773 | 437 | 21.903 | 1.260 | 63.411 | Levkas |
| 7.550 | 1.576 | 41.041 | 445 | 9.844 | 1.224 | 24.691 | Lixourion |
| 6.353 | 234 | 33.023 | 168 | 15.899 | 421 | 59.855 | Limenaria |
| 30.648 | 229 | 66.342 | 194 | 37.026 | 297 | 71.056 | Limni |
| 2.442 | 349 | 5.917 | 147 | 2.464 | 374 | 6.360 | Marmarion |
| 17.789 | 314 | 37.095 | 83 | 13.876 | 256 | 37.275 | Meganision |
| 261.127 | 119 | 582.655 | 69 | 168.734 | 146 | 530.146 | Megara |
| 204.299 | 2.509 | 431.633 | 692 | 157.337 | 1.682 | 344.614 | Methana |
| 46.105 | 483 | 123.932 | 190 | 46.796 | 504 | 131.543 | Milos |
| 13.201 | 204 | 27.693 | 106 | 10.545 | 247 | 31.064 | Molyvos |
| 30.236 | 186 | 79.382 | 78 | 31.240 | 164 | 77.682 | Monemvasia |
| 20.483 | 248 | 51.453 | 94 | 18.011 | 261 | 51.386 | Moudros |
| 26.816 | 227 | 66.572 | 91 | 26.621 | 227 | 66.157 | Batsion |
| 197.506 | 1.008 | 469.938 | 409 | 201.147 | 1.009 | 482.545 | Myconos |
| 39.542 | 423 | 109.363 | 162 | 38.204 | 443 | 107.049 | Mirina |
| 15.810 | 300 | 36.681 | 82 | 14.791 | 227 | 40.426 | Myticas |
| 115.438 | 1.134 | 301.785 | 486 | 105.049 | 1.319 | 292.076 | Mytilini |
| 99.692 | 846 | 231.688 | 326 | 103.677 | 766 | 246.153 | Naxos |
| 16.561 | 136 | 45.621 | 15 | 11.115 | 66 | 19.139 | Nauplion |
| 22.318 | 177 | 62.598 | 67 | 23.371 | 104 | 63.958 | Neapolis |
| 3.161 | 47 | 5.885 | 27 | 5.886 | 81 | 10.400 | Nea Moudania |
| 12.491 | 321 | 23.135 | 133 | 8.903 | 364 | 26.952 | Oinousae |
| 2.749 | 182 | 11.700 | 110 | 10.094 | 271 | 27.220 | Paxi |
| 15.664 | 191 | 30.183 | 66 | 14.520 | 201 | 38.776 | Farga |
| 112.337 | 613 | 249.047 | 267 | 121.430 | 603 | 272.743 | Paros |
| 43.673 | 269 | 107.631 | 117 | 45.737 | 327 | 112.272 | Patmos |
| 733.291 | 1.542 | 1.767.089 | 621 | 736.448 | 1.549 | 1.716.280 | Patras |
| 3.366.846 | 27.613 | 8.591.810 | 12.233 | 3.632.254 | 26.996 | 8.954.954 | Piraeus |
| 26.080 | 420 | 73.393 | 162 | 32.945 | 522 | 91.070 | Perama |
| 605 | 36 | 1.607 | 24 | 1.170 | 63 | 3.090 | Petra |
| 16.609 | 379 | 38.419 | 189 | 17.606 | 455 | 47.634 | Plomarion |
| 3.964 | 231 | 12.540 | 73 | 4.380 | 211 | 11.973 | Polychnitos |
| 196.663 | 2.474 | 484.612 | 874 | 168.098 | 1.991 | 361.306 | Poros |
| 16.752 | 284 | 55.190 | 162 | 30.271 | 364 | 74.483 | Porto-Lagos |
| 39.638 | 750 | 77.380 | 305 | 28.086 | 742 | 72.314 | Preveza |
| 13.127 | 206 | 31.289 | 79 | 12.523 | 230 | 34.030 | Pythagorion |
| 34.765 | 30 | 125.398 | 7 | 42.541 | 36 | 170.034 | Pylos |
| 48.359 | 1.131 | 104.668 | 422 | 45.406 | 1.066 | 102.046 | Rafina |
| 100.768 | 577 | 291.417 | 207 | 96.503 | 548 | 269.151 | Rethymnon |

IV : 5. Γενική ναυτιλιακή κίνηση
 Κατάπλοι πλοίων εις ελληνικούς λιμένας. (συνέχεια)

| Λιμένες | Έτος 1965 | | | | | | |
|-----------------|-----------------|------------------|---------------------|------------------|--------------------------|------------------|--------------------|
| | Ιούλιος July | | Αύγουστος August | | Σεπτέμβριος September | | Ιούλιος- July - |
| | Αρ. No. | Κ.Κ.Χ. N.R.T. | Αρ. No. | Κ.Κ.Χ. N.R.T. | Αρ. No. | Κ.Κ.Χ. N.R.T. | Αρ. No. |
| Ρόδος | 161 | 137.235 | 222 | 166.167 | 202 | 139.764 | 605 |
| Σάμη | 32 | 25.358 | 30 | 25.940 | 29 | 24.431 | 91 |
| Σαμοθράκη | 50 | 7.190 | 57 | 6.215 | 36 | 4.624 | 143 |
| Σέριφος | 34 | 14.181 | 28 | 15.014 | 38 | 18.998 | 100 |
| Σητεία | 27 | 7.602 | 31 | 8.812 | 26 | 8.774 | 84 |
| Σίφνος | 19 | 6.355 | 31 | 7.781 | 26 | 9.359 | 76 |
| Σίλαθος | 115 | 16.825 | 111 | 14.132 | 102 | 14.526 | 320 |
| Σιδυπέλος | 36 | 6.804 | 41 | 7.277 | 37 | 6.835 | 114 |
| Σιθρος | 40 | 11.135 | 42 | 10.960 | 40 | 9.447 | 122 |
| Σούδα | 74 | 57.276 | 75 | 59.235 | 94 | 53.931 | 243 |
| Σπέτσαι | 183 | 32.170 | 190 | 34.981 | 164 | 30.964 | 537 |
| Στρατώνιον | 15 | 6.569 | 10 | 3.386 | 8 | 4.786 | 33 |
| Στυλίδας | 19 | 3.714 | 25 | 6.229 | 14 | 11.526 | 58 |
| Σύμη | 41 | 7.083 | 42 | 7.321 | 39 | 7.365 | 122 |
| Σύρος | 218 | 68.044 | 189 | 64.432 | 190 | 74.561 | 597 |
| Τήνος | 189 | 66.593 | 211 | 99.274 | 166 | 73.042 | 566 |
| Υδρα | 332 | 65.903 | 343 | 68.513 | 325 | 64.371 | 1.000 |
| Φοῦρνοι Κορσεῶν | 16 | 2.399 | 18 | 2.800 | 24 | 7.206 | 58 |
| Χαλκίδας | 91 | 16.702 | 91 | 23.268 | 92 | 18.856 | 274 |
| Κανιά | 56 | 5.457 | 51 | 5.058 | 52 | 5.657 | 159 |
| Χίος | 263 | 52.003 | 305 | 56.958 | 250 | 62.443 | 816 |
| Ψευδο | 52 | 4.335 | 73 | 2.632 | 61 | 2.153 | 136 |
| Λοιποί (I) | 1.073 | 94.443 | 967 | 154.823 | 832 | 95.116 | 2.072 |

Παρατήρησης: Βλ. πίνακα IV:1.

(I) Τα στοιχεία αναφέρονται εις 132 μικρούς λιμένας



Total shipping traffic
Arrivals of ships in Greek ports. (continued)

| Year 1963 | | | Έτος 1962 - Year 1962 | | | | Port |
|------------------|------------------|------------------|-----------------------|------------------|------------|------------------|------------|
| Σεπτέμβρ. | Ιαν.-Σεπτέμβριος | | Ιουλ.-Σεπτέμβριος | Ιαν.-Σεπτέμβριος | | | |
| September | Jan.-September | | July-September | Jan.-September | | | |
| K.K.X. N.R.T. | Αρ. No. | K.K.X. N.R.T. | Αρ. No. | K.K.X. N.R.T. | Αρ. No. | K.K.X. N.R.T. | |
| 443.166 | 1.508 | 853.625 | 530 | 300.072 | 1.383 | 591.184 | Rhodes |
| 75.729 | 295 | 240.940 | 119 | 83.413 | 344 | 252.008 | Sami |
| 18.029 | 323 | 47.171 | 92 | 16.362 | 254 | 47.738 | Samothraki |
| 48.193 | 244 | 123.864 | 86 | 53.173 | 178 | 113.717 | Serifos |
| 25.188 | 225 | 75.476 | 80 | 23.561 | 246 | 74.002 | Sitia |
| 23.495 | 170 | 60.597 | 61 | 23.854 | 177 | 64.440 | Sifnos |
| 45.483 | 745 | 98.195 | 338 | 44.589 | 744 | 86.131 | Sciathos |
| 20.916 | 300 | 47.772 | 121 | 24.656 | 299 | 46.202 | Scopelos |
| 31.542 | 340 | 88.254 | 107 | 28.988 | 303 | 73.881 | Skyros |
| 170.442 | 748 | 483.316 | 242 | 153.607 | 757 | 440.403 | Souda |
| 98.115 | 1.296 | 233.763 | 485 | 92.397 | 1.027 | 183.002 | Spetsai |
| 14.741 | 101 | 46.860 | 44 | 27.580 | 118 | 70.278 | Stratonion |
| 21.469 | 164 | 61.402 | 45 | 21.032 | 133 | 51.394 | Stylis |
| 21.769 | 321 | 63.544 | 126 | 22.398 | 313 | 63.148 | Symi |
| 207.037 | 1.593 | 520.581 | 591 | 188.979 | 1.611 | 551.047 | Syros |
| 238.909 | 1.262 | 504.241 | 607 | 229.802 | 1.303 | 491.186 | Tenos |
| 198.787 | 2.324 | 459.389 | 1.013 | 187.692 | 1.948 | 365.878 | Hydra |
| 12.405 | 117 | 20.179 | 35 | 6.865 | 102 | 21.014 | Fourni |
| 58.826 | 620 | 133.883 | 320 | 73.070 | 779 | 143.430 | Chalkis |
| 16.172 | 401 | 41.170 | 133 | 13.598 | 324 | 31.263 | Canea |
| 171.404 | 2.021 | 475.257 | 674 | 150.382 | 1.662 | 415.748 | Chios |
| 9.120 | 388 | 47.316 | 217 | 24.343 | 402 | 59.128 | Orei |
| 344.382 | 7.452 | 853.421 | 3.206 | 295.352 | 8.043 | 743.765 | Other (I) |

Note: See table IV:I.

(I) The numbers refer to 132 small ports.



IV : 6. Γενική ναυτιλιακή κίνησης
Κατάπλοι τουριστινῶν πλοίων, εἰς ἑλληνικοὺς λιμένας

| Λιμένες | Ἔτος 1963 | | | | | | |
|-----------------|-----------------|------------------|---------------------|------------------|--------------------------|------------------|-----------------|
| | Ἰούλιος July | | Αὐγουστος August | | Σεπτέμβριος September | | Ἰούλιος July |
| | Ἀρ. No. | Κ.Κ.Χ. N.R.T. | Ἀρ. No. | Κ.Κ.Χ. N.R.T. | Ἀρ. No. | Κ.Κ.Χ. N.R.T. | Ἀρ. No. |
| Σύνολον | 477 | 482.583 | 534 | 645.858 | 478 | 428.278 | 1.489 |
| Ἅγιος Νικολάος | - | - | - | - | I | 3.742 | I |
| Αἴγινα | - | - | 2 | 3.248 | - | - | 2 |
| Αἰδηψός | I | 542 | I | 38 | - | - | 2 |
| Ἀστυπάλαια | - | - | I | 21 | - | - | I |
| Βόλος | - | - | - | - | 2 | 973 | 2 |
| Γόθρειον | - | - | I | 738 | I | 3.789 | 2 |
| Ζάκυνθος | - | - | - | - | - | - | - |
| Ἡράκλειον | 40 | 56.249 | 36 | 41.849 | 41 | 60.386 | 117 |
| Θάσος | I | 7.402 | I | 3.460 | - | - | 2 |
| Θεσσαλονίκη | - | - | - | - | - | - | - |
| Θήρα | 16 | 20.352 | 24 | 37.940 | 12 | 14.230 | 52 |
| Ἰθάκη | - | - | - | - | - | - | - |
| Ἰσθμία | 4 | 3.040 | 5 | 3.800 | 4 | 3.040 | 13 |
| Ἰτέα | 4 | 8.807 | 16 | 21.586 | 18 | 27.177 | 38 |
| Καβάλα | - | - | - | - | - | - | - |
| Κατάκολον | 11 | 11.064 | 9 | 24.343 | 11 | 19.935 | 31 |
| Κέρκυρα | 3 | 6.156 | 4 | 18.466 | 2 | 4.104 | 9 |
| Κόρινθος | - | - | - | - | - | - | - |
| Κως | 10 | 19.288 | 13 | 17.920 | 13 | 12.972 | 36 |
| Λαβρίου | - | - | - | - | - | - | - |
| Λέρος | - | - | - | - | I | 11 | I |
| Λευκάς | - | - | - | - | - | - | - |
| Λουτράκιον | - | - | - | - | - | - | - |
| Μήλος | - | - | - | - | - | - | - |
| Μονεμβασία | - | - | - | - | - | - | - |
| Μονή Βατοπεδίου | I | 7.403 | - | - | - | - | I |
| Μύκονος | 39 | 49.847 | 44 | 55.544 | 55 | 56.354 | 133 |
| Μυρίνα | 2 | 4.104 | 3 | 6.156 | 2 | 4.104 | 7 |
| Μυτιλήνη | - | - | - | - | I | 2.599 | I |
| Νάξος | - | - | 3 | 74 | 3 | 46 | 6 |
| Ναύπλιον | 7 | 13.718 | 3 | 7.141 | 2 | 3.680 | 12 |
| Ναύπαιτος | - | - | - | - | I | 97 | I |
| Π. Ἐπίδαυρος | 3 | 796 | 6 | 4.395 | 6 | 1.172 | 15 |
| Πάρος | 24 | 464 | 27 | 526 | I | 140 | 52 |
| Πάτμος | 13 | 16.519 | 18 | 28.650 | 14 | 16.814 | 45 |
| Πάτραι | - | - | - | - | - | - | - |
| Πειραιεύς | 140 | 129.501 | 136 | 222.810 | 146 | 96.562 | 422 |
| Πόρος | - | - | I | 186 | I | 144 | 2 |
| Πυθαγόρειον | - | - | - | - | - | - | - |
| Ρόδος | - | - | - | - | I | 1.322 | I |
| Ρόδος | 72 | 108.819 | 70 | 113.272 | 71 | 70.425 | 213 |
| Σάμος | - | - | I | 12 | - | - | I |
| Σιβάθος | 8 | 4.980 | 9 | 6.653 | 2 | 4.104 | 19 |
| Σιδυπέλος | I | 1.115 | 2 | 389 | - | - | 3 |
| Σπέτσαι | - | - | 3 | 3.358 | - | - | 3 |
| Σῆρος | - | - | - | - | I | 679 | I |
| Τήνος | 4 | 612 | - | - | - | - | 4 |
| Υδρα | 59 | 10.909 | 70 | 10.217 | 53 | 10.207 | 182 |
| Χίος | - | - | - | - | - | - | - |
| Λοιποί | 14 | 896 | 25 | 13.016 | 12 | 9.470 | 51 |

Παρατήρησις: Βλ. πίνακα IV:2.

(I) Τά στοιχεία αναφέρονται εἰς 207 λιμένας.

Total shipping traffic
Arrivals of cruise ships in Greek ports

| Year 1963 | | "Ετος 1962 - Year 1962 | | | | | Port |
|--------------------------|-------------------------------------|------------------------|--------------------------------------|------------------|-------------------------------------|------------------|-----------------|
| Σεπτέμβριος September | 'Ιαν.-Σεπτέμβριος Jan.-September | | 'Ιούλ.-Σεπτέμβριος July-September | | 'Ιαν.-Σεπτέμβριος Jan.-September | | |
| K.K.X. N.R.T. | 'Αρ. No. | K.K.X. N.R.T. | 'Αρ. No. | K.K.X. N.R.T. | 'Αρ. No. | K.K.X. N.R.T. | |
| I.556.719 | 3.084 | 3.623.957 | I.355 | I.642.315 | 2.575 | 3.520.672 | Total |
| 3.742 | 2 | 7.494 | - | - | I | 15.885 | Aghios Nicolaos |
| 3.248 | 7 | 10.430 | - | - | - | - | Aigina |
| 580 | 3 | 591 | 3 | 38 | 5 | 76 | Edipsos |
| 21 | 2 | 55 | 5 | 144 | 11 | 370 | Astypalea |
| 973 | 6 | 7.731 | - | - | I | 793 | Volos |
| 4.577 | 8 | 14.737 | - | - | 4 | 8.804 | Yithion |
| - | 2 | 3.011 | 13 | 333 | 14 | 354 | Zante |
| 158.484 | 274 | 424.712 | 98 | 132.302 | 209 | 316.415 | Iraclion |
| 10.862 | 4 | 15.182 | I | 1.146 | 4 | 6.397 | Thasos |
| - | 2 | 2.001 | - | - | I | 794 | Salonika |
| 72.522 | 105 | 134.400 | 53 | 70.317 | 102 | 142.497 | Thira |
| - | 3 | 5.804 | - | - | 3 | 5.139 | Ithaki |
| 9.880 | 24 | 23.788 | - | - | 9 | 13.909 | Isthmia |
| 57.570 | 92 | 181.673 | 34 | 50.026 | 88 | 138.695 | Itea |
| - | I | 1.772 | I | 1.146 | 3 | 8.066 | Kavala |
| 55.342 | 73 | 129.356 | 29 | 31.059 | 67 | 93.414 | Katakolon |
| 28.726 | 35 | 113.113 | 3 | 24.882 | 39 | 122.278 | Corfu |
| - | I | 1.237 | - | - | I | 1.322 | Korinthos |
| 50.180 | 80 | 107.929 | 43 | 55.125 | 83 | 113.826 | Kos |
| - | 12 | 9.168 | - | - | - | - | Lavrion |
| II | 4 | 115 | - | - | - | - | Leros |
| - | - | - | 5 | 104 | 7 | 158 | Levkas |
| - | 2 | 27 | - | - | 2 | 114 | Loutrakion |
| - | I | 1.297 | - | - | I | 3.461 | Milos |
| - | I | 17 | 4 | 224 | 9 | 1.217 | Monemvasia |
| 7.403 | 2 | 11.192 | - | - | I | 2.599 | Moni Vatopediou |
| 161.745 | 217 | 291.370 | 203 | 194.377 | 331 | 368.807 | Myconos |
| 14.364 | 15 | 32.374 | - | - | 3 | 100 | Mirina |
| 2.599 | 5 | 2.795 | 4 | 1.764 | 7 | 7.825 | Mytilini |
| 120 | 7 | 139 | 22 | 529 | 26 | 1.350 | Naxos |
| 24.539 | 25 | 44.300 | 7 | 8.000 | 15 | 22.250 | Nauplion |
| 97 | 3 | 3.574 | - | - | 3 | 3.530 | Navpaktos |
| 6.363 | 43 | 51.664 | 35 | 10.400 | 55 | 28.012 | Palea Epidaurus |
| 1.130 | 63 | 5.084 | 46 | 23.110 | 63 | 46.916 | Paros |
| 61.983 | 120 | 150.592 | 62 | 78.657 | 150 | 184.201 | Patmos |
| - | - | - | 4 | 1.045 | 10 | 3.177 | Patras |
| 448.873 | 879 | 974.271 | 311 | 438.016 | 586 | 863.484 | Piraeus |
| 330 | 3 | 387 | 15 | 7.272 | 23 | 9.014 | Poros |
| - | I | 1.548 | I | 1.548 | I | 1.548 | Pythagorion |
| 1.322 | 9 | 27.382 | - | - | 5 | 7.113 | Pylos |
| 292.516 | 457 | 648.903 | 260 | 472.466 | 460 | 855.856 | Rhodes |
| 12 | 6 | 17.271 | 4 | 111 | 7 | 16.669 | Samos |
| 15.737 | 38 | 37.246 | 20 | 492 | 23 | 540 | Sciathos |
| 1.504 | 10 | 6.880 | I | 1.162 | I | 1.162 | Scopelos |
| 3.358 | 4 | 3.511 | 2 | 165 | 6 | 2.782 | Spetsai |
| 679 | 8 | 8.259 | 4 | 3.521 | 14 | 10.954 | Syros |
| 612 | 10 | 5.233 | 22 | 10.010 | 45 | 22.191 | Tenos |
| 31.333 | 337 | 67.173 | I | 237 | 2 | 1.383 | Hydra |
| - | I | 1.772 | 3 | 3.856 | 12 | 16.010 | Chios |
| 23.382 | 77 | 35.347 | 36 | 18.731 | 62 | 49.215 | Other (I) |

Note: See table IV:2.

(I) The numbers refer to 207 ports.

IV : 7. Γενική ναυτιλιακή κίνηση
Κατάπλοι θαλαμηγών εις ελληνικούς λιμένες

| Λιμένες | "Ετος 1963 | | | | | | |
|--------------|-----------------|------------------|---------------------|------------------|--------------------------|------------------|---------------------|
| | Ιούλιος July | | Αύγουστος August | | Σεπτέμβριος September | | Ιούλιος - July - |
| | Αρ. No. | Κ.Κ.Χ. H.R.T. | Αρ. No. | Κ.Κ.Χ. H.R.T. | Αρ. No. | Κ.Κ.Χ. H.R.T. | Αρ. No. |
| Σύνολον | 1.378 | 65.305 | 1.710 | 32.960 | 942 | 54.295 | 4.030 |
| Αγγίνα | 10 | 178 | 31 | 667 | 20 | 397 | 61 |
| Αγγιον | 19 | 452 | 6 | 150 | 1 | 44 | 26 |
| Αιδηψός | 6 | 396 | 9 | 333 | 6 | 237 | 21 |
| Αμοργός | 1 | 41 | 5 | 763 | 2 | 20 | 9 |
| Ανδρος | 2 | 74 | 13 | 950 | 2 | 154 | 17 |
| Αργοστόλιον | 10 | 1.000 | 21 | 2.076 | 12 | 1.647 | 43 |
| Αστυπάλαια | 6 | 260 | 9 | 299 | 5 | 184 | 20 |
| Βαθύ Σάμου | 4 | 432 | 5 | 224 | 3 | 108 | 12 |
| Βόλος | 5 | 105 | 9 | 355 | 2 | 127 | 16 |
| Γαλαξείδιον | 8 | 412 | 9 | 194 | - | - | 17 |
| Ζάκυνθος | 24 | 1.359 | 24 | 1.455 | 15 | 762 | 63 |
| Ηράκλειον | 13 | 876 | 11 | 1.470 | 9 | 439 | 33 |
| Θάσος | 4 | 103 | 7 | 362 | 2 | 333 | 13 |
| Θεσσαλονίκη | 1 | 30 | 4 | 140 | 6 | 466 | 11 |
| Θήρα | 33 | 2.058 | 27 | 990 | 18 | 1.921 | 78 |
| Ιθάκη | 31 | 1.191 | 49 | 2.513 | 16 | 823 | 96 |
| Ιος | 33 | 1.466 | 27 | 981 | 23 | 1.617 | 83 |
| Ιτέα | 40 | 2.213 | 46 | 2.711 | 21 | 2.055 | 107 |
| Καβάλα | 3 | 86 | 4 | 59 | 2 | 97 | 9 |
| Καλαμάτα | 3 | 344 | 1 | 44 | 2 | 31 | 6 |
| Κάλυμνος | 4 | 165 | 10 | 451 | 7 | 210 | 21 |
| Κατάβολον | 7 | 962 | 17 | 1.574 | 6 | 437 | 30 |
| Κέρκυρα | 37 | 2.800 | 75 | 3.931 | 16 | 992 | 128 |
| Κίρηνθος | 12 | 254 | 15 | 1.057 | 6 | 727 | 33 |
| Κως | 24 | 936 | 25 | 732 | 22 | 1.693 | 71 |
| Λέρος | 5 | 211 | 12 | 613 | 5 | 188 | 22 |
| Λευιάς | 17 | 565 | 24 | 647 | 3 | 83 | 44 |
| Λουτράκιον | 14 | 521 | 17 | 567 | 2 | 98 | 33 |
| Μήλος | 9 | 433 | 11 | 339 | 9 | 404 | 29 |
| Μύκονος | 51 | 2.183 | 19 | 1.105 | 24 | 1.426 | 94 |
| Μυτιλήνη | 8 | 208 | 9 | 361 | 5 | 150 | 22 |
| Μάγος | 12 | 486 | 12 | 503 | 19 | 728 | 43 |
| Μαύπλιον | 15 | 1.188 | 29 | 1.373 | 9 | 1.213 | 53 |
| Μαύπαντος | 11 | 234 | 13 | 272 | 2 | 75 | 26 |
| Ν. Έπιδευρος | 28 | 1.264 | 28 | 1.160 | 15 | 472 | 71 |
| Πάρος | 14 | 493 | 37 | 1.276 | 32 | 1.181 | 83 |
| Πάτμος | 26 | 1.536 | 25 | 1.077 | 28 | 1.969 | 79 |
| Πάτραι | 40 | 1.257 | 50 | 1.650 | 15 | 536 | 105 |
| Πειραιεύς | 415 | 18.653 | 411 | 21.063 | 274 | 13.453 | 1.100 |
| Πόρος | 27 | 924 | 42 | 1.505 | 28 | 1.638 | 97 |
| Πυθαγόρειον | 8 | 351 | 9 | 413 | 5 | 270 | 22 |
| Ρόδος | 6 | 280 | 10 | 348 | 1 | 32 | 17 |
| Ρόδος | 32 | 3.541 | 32 | 2.493 | 14 | 1.776 | 78 |
| Σέριφος | 17 | 573 | 11 | 579 | 9 | 572 | 37 |
| Σιάθος | 18 | 662 | 25 | 1.127 | 15 | 979 | 58 |
| Σπέτσαι | 35 | 1.487 | 60 | 2.604 | 23 | 1.107 | 118 |
| Σύρος | 8 | 495 | 15 | 668 | 6 | 524 | 29 |
| Τήνος | 29 | 878 | 51 | 1.791 | 25 | 1.919 | 105 |
| Υδρα | 42 | 1.666 | 67 | 2.516 | 46 | 2.679 | 155 |
| Χίος | 12 | 611 | 15 | 920 | 11 | 521 | 38 |
| Λοιπός (I) | 139 | 6.362 | 217 | 10.124 | 93 | 4.781 | 449 |

Παρατήρησις: Βλ. πίνακα IV:3.

(I) Τά στοιχεία αναφέρονται εις 206 λιμένες.

Total shipping traffic
Arrivals of yachts, in Greek ports

| Year 1963 | | | Έτος 1962 - Year 1962 | | | | Port |
|--------------------------|------------------------------------|-------------------------------------|------------------------------------|------------------|------------------------------------|------------------|-----------------|
| Σεπτέμβριος September | Ιαν.-Σεπτέμβριος Jan.-September | Ιουλ.-Σεπτέμβριος July-September | Ιαν.-Σεπτέμβριος Jan.-September | | Ιαν.-Σεπτέμβριος Jan.-September | | |
| K.K.X. N.R.T. | Αρ. No. | K.K.X. N.R.T. | Αρ. No. | K.K.X. N.R.T. | Αρ. No. | K.K.X. N.R.T. | |
| 202.560 | 6.171 | 330.264 | 3.001 | 175.079 | 4.903 | 286.303 | Total |
| 1.242 | 61 | 1.242 | ... | ... | ... | ... | Aigina |
| 646 | 26 | 646 | 6 | 231 | 7 | 283 | Aigion |
| 1.021 | 29 | 1.494 | 11 | 534 | 14 | 762 | Edipsos |
| 824 | 20 | 1.171 | 17 | 566 | 36 | 1.354 | Amorgos |
| 1.178 | 30 | 2.264 | 17 | 1.630 | 28 | 2.560 | Andros |
| 4.723 | 53 | 5.544 | 26 | 2.652 | 32 | 2.814 | Argostolion |
| 743 | 35 | 1.491 | 9 | 338 | 17 | 626 | Astypalea |
| 764 | 16 | 993 | - | - | - | - | Vathy Samou |
| 1.087 | 23 | 1.393 | 5 | 342 | 12 | 1.052 | Volos |
| 606 | 21 | 738 | 10 | 347 | 15 | 853 | Galaxidion |
| 3.576 | 79 | 4.637 | 31 | 1.054 | 42 | 2.140 | Zante |
| 2.785 | 53 | 4.129 | 19 | 5.242 | 41 | 6.832 | Iraclion |
| 818 | 13 | 818 | 8 | 664 | 10 | 763 | Thasos |
| 636 | 12 | 790 | 4 | 118 | 5 | 171 | Salonika |
| 4.969 | 141 | 8.831 | 68 | 2.656 | 137 | 5.743 | Thira |
| 4.527 | 121 | 7.225 | 73 | 3.240 | 96 | 4.099 | Ithaki |
| 4.064 | 143 | 8.605 | 91 | 3.145 | 156 | 6.010 | Ios |
| 6.979 | 139 | 9.011 | 91 | 13.301 | 134 | 15.917 | Itea |
| 242 | 16 | 762 | - | - | 4 | 216 | Kavala |
| 419 | 6 | 419 | 6 | 229 | 7 | 301 | Kalamata |
| 826 | 34 | 1.243 | 21 | 774 | 34 | 1.174 | Kalymnos |
| 2.973 | 35 | 4.568 | 13 | 940 | 20 | 1.536 | Katakolon |
| 7.773 | 181 | 11.010 | 114 | 6.449 | 158 | 9.866 | Corfu |
| 2.038 | 45 | 2.520 | 15 | 463 | 29 | 1.010 | Korinthos |
| 3.411 | 124 | 5.861 | 52 | 2.208 | 93 | 4.263 | Kos |
| 1.017 | 37 | 1.570 | 17 | 670 | 17 | 670 | Leros |
| 1.295 | 51 | 1.720 | 12 | 493 | 19 | 748 | Levkas |
| 1.186 | 37 | 1.335 | 31 | 1.733 | 44 | 2.653 | Loutrakion |
| 1.176 | 48 | 2.209 | 19 | 1.063 | 39 | 2.197 | Milos |
| 4.714 | 168 | 10.550 | 129 | 5.536 | 253 | 11.308 | Myconos |
| 719 | 37 | 4.631 | 9 | 804 | 20 | 1.571 | Mytilini |
| 1.722 | 72 | 2.838 | 19 | 759 | 68 | 2.945 | Naxos |
| 3.774 | 75 | 4.679 | 48 | 2.683 | 73 | 4.130 | Nauplion |
| 631 | 30 | 707 | 4 | 111 | 6 | 175 | Navpaktos |
| 2.896 | 125 | 5.385 | 100 | 5.456 | 164 | 10.199 | Palea Epidaurus |
| 2.950 | 132 | 5.058 | 41 | 1.187 | 94 | 3.514 | Paros |
| 4.582 | 124 | 7.256 | 50 | 5.102 | 88 | 9.274 | Patmos |
| 3.443 | 139 | 4.559 | 123 | 5.286 | 172 | 7.943 | Patras |
| 53.169 | 1.823 | 95.408 | 949 | 58.902 | 1.479 | 91.304 | Piraeus |
| 4.067 | 131 | 6.110 | 101 | 4.144 | 142 | 5.834 | Poros |
| 1.034 | 30 | 1.280 | 20 | 996 | 34 | 2.076 | Pythagorion |
| 1.160 | 20 | 1.270 | 17 | 781 | 21 | 975 | Pylos |
| 7.810 | 148 | 12.246 | 69 | 4.684 | 131 | 11.720 | Rhodes |
| 1.724 | 54 | 2.635 | 4 | 140 | 8 | 225 | Serifos |
| 2.768 | 101 | 5.806 | 49 | 1.853 | 66 | 2.523 | Sciathos |
| 5.398 | 149 | 6.296 | 30 | 1.568 | 76 | 3.204 | Spetsai |
| 1.687 | 58 | 4.943 | 56 | 2.916 | 86 | 4.962 | Syros |
| 4.588 | 131 | 5.838 | 57 | 2.283 | 97 | 4.230 | Tenos |
| 6.861 | 272 | 15.525 | 80 | 3.493 | 158 | 6.815 | Hydra |
| 2.052 | 57 | 3.095 | 18 | 1.688 | 37 | 2.840 | Chios |
| 21.267 | 666 | 29.910 | 242 | 13.425 | 384 | 21.923 | Other (1) |

Note: See table IV:3.

(1) The numbers refer to 206 ports.

IV : 8. Γενική ναυτιλιακή κίνησης
 Άπλαϊ προσορμίσσεις πλοίων εις ελληνικούς λιμένες

| Λιμένες | Έτος 1963 | | | | | | Ιούλιος - July - |
|-----------------|-----------------|------------------|---------------------|------------------|--------------------------|------------------|---------------------|
| | Ιούλιος July | | Αύγουστος August | | Σεπτέμβριος September | | |
| | Αρ. No. | Κ.Κ.Χ. N.R.T. | Αρ. No. | Κ.Κ.Χ. N.R.T. | Αρ. No. | Κ.Κ.Χ. N.R.T. | |
| Σύνολον | 260 | 1.109.241 | 235 | 789.173 | 227 | 832.240 | 722 |
| Άγιος Νικόλαος | 30 | 200.044 | 32 | 172.540 | 32 | 170.839 | 94 |
| Αιδηψός | - | - | - | - | - | - | - |
| Αλεξανδρούπολις | - | - | - | - | - | - | - |
| Αμοργός | - | - | - | - | - | - | - |
| Αντικύρα | - | - | - | - | - | - | - |
| Αργοστόλιον | 1 | 319 | - | - | - | - | 1 |
| Αστυπάλαια | 1 | 24 | - | - | - | - | 1 |
| Βαθύ Σάμου | - | - | - | - | - | - | - |
| Βόλος | - | - | - | - | 1 | 1.051 | 1 |
| Γέρα | 1 | 45 | 3 | 162 | - | - | 4 |
| Γόθειον | - | - | - | - | - | - | - |
| Ελευσίς | 24 | 291.336 | 14 | 151.872 | 17 | 165.534 | 55 |
| Ζάκυνθος | - | - | - | - | - | - | - |
| Ηράκλειον | 3 | 14.857 | 1 | 4.267 | 3 | 12.312 | 7 |
| Ισθμια | - | - | - | - | - | - | - |
| Ιτέα | - | - | - | - | - | - | - |
| Καβάλα | - | - | - | - | - | - | - |
| Καλαμάτα | 2 | 900 | - | - | - | - | 2 |
| Καλοί Λιμένες | 16 | 142.232 | 21 | 179.007 | 27 | 182.939 | 64 |
| Καρλόβασι | 1 | 11 | - | - | - | - | 1 |
| Κάρυστος | 6 | 96 | 6 | 141 | 9 | 341 | 21 |
| Κέρκυρα | - | - | - | - | 1 | 553 | 1 |
| Κόμη | - | - | - | - | - | - | - |
| Κός | 1 | 16 | 3 | 75 | 1 | 40 | 5 |
| Λαύριον | 6 | 6.477 | 7 | 14.984 | 6 | 7.466 | 19 |
| Λέρος | - | - | 1 | 12 | - | - | 1 |
| Λευιάς | - | - | - | - | - | - | - |
| Μέγαρα | - | - | 1 | 11 | - | - | 1 |
| Μήλος | - | - | - | - | - | - | - |
| Μοῦδος | - | - | - | - | - | - | - |
| Μυρίνα | - | - | - | - | - | - | - |
| Μυτιλήνη | - | - | - | - | - | - | - |
| Γάξος | - | - | - | - | - | - | - |
| Νυδριον | 4 | 136 | 6 | 166 | 3 | 84 | 13 |
| Πέργα | - | - | - | - | - | - | - |
| Πάτμος | 1 | 12 | - | - | - | - | 1 |
| Πάτραι | - | - | 1 | 11 | - | - | 1 |
| Πειραιεύς | 66 | 162.053 | 56 | 34.751 | 47 | 87.471 | 169 |
| Πέραμα | 8 | 1.300 | 9 | 2.834 | 7 | 1.918 | 24 |
| Πολύχυιτος | - | - | - | - | - | - | - |
| Πόρος | - | - | - | - | - | - | - |
| Πυθαγόρειον | - | - | - | - | - | - | - |
| Ρύλος | 69 | 255.400 | 35 | 113.529 | 44 | 143.443 | 140 |
| Ραφήνα | - | - | - | - | 1 | 15 | 1 |
| Σούδα | - | - | - | - | - | - | - |
| Σόμη | - | - | - | - | - | - | - |
| Σπρος | 12 | 33.136 | 19 | 44.554 | 14 | 47.457 | 45 |
| Τήνος | - | - | - | - | - | - | - |
| Χαλκίς | - | - | 2 | 72 | 5 | 197 | 7 |
| Χίος | 1 | 149 | 5 | 19.793 | 2 | 8.878 | 8 |
| Ώρεοι | - | - | 3 | 37 | 1 | 25 | 4 |
| Λοιποί | 7 | 698 | 10 | 355 | 6 | 1.677 | 23 |

Παρατήρησης: Βλ. πίνακα IV:4.

Total shipping traffic
Ships' deviations in Greek ports

| Year 1963 | | | Έτος 1962 - Year 1962 | | | | Port |
|------------------------|------------------------------------|------------------|-------------------------------------|------------------|------------------------------------|------------------|-----------------|
| Σεπτέμβρ. September | Ιαν.-Σεπτέμβριος Jan.-September | Κ.Κ.Χ. N.R.T. | Ιούλ.-Σεπτέμβριος July-September | Κ.Κ.Χ. N.R.T. | Ιαν.-Σεπτέμβριος Jan.-September | Κ.Κ.Χ. N.R.T. | |
| Κ.Κ.Χ. N.R.T. | Αρ. No. | Κ.Κ.Χ. N.R.T. | Αρ. No. | Κ.Κ.Χ. N.R.T. | Αρ. No. | Κ.Κ.Χ. N.R.T. | |
| 2.730.654 | 2.106 | 8.016.783 | 673 | 2.453.308 | 2.024 | 7.030.733 | Total |
| 543.423 | 249 | 1.594.949 | 85 | 444.826 | 137 | 712.901 | Aghios Nicolaos |
| - | I | II | - | - | 3 | 46 | Edipsos |
| - | - | - | - | - | I | 17 | Alexandroupolis |
| - | 4 | 126 | - | - | 2 | 474 | Amorgos |
| - | I | 99 | - | - | I | 10 | Anticyra |
| 319 | 2 | 616 | I | 4.376 | 2 | 4.609 | Argostolion |
| 24 | 3 | 166 | 2 | 68 | 3 | 92 | Astypalea |
| - | - | - | - | - | 2 | 51 | Vathy Samou |
| I.051 | 10 | I.614 | 3 | 4.632 | 5 | 5.432 | Volos |
| 207 | 10 | 604 | 5 | 312 | 15 | 853 | Gera |
| - | I | 220 | - | - | 2 | 10.817 | Yithion |
| 608.742 | 191 | I.815.036 | 66 | 679.052 | 173 | I.739.495 | Eleusis |
| - | - | - | - | - | I | 21 | Zante |
| 31.436 | 22 | 71.853 | 9 | 31.857 | 31 | 118.948 | Iraclion |
| - | - | - | - | - | 12 | 4.593 | Isthmia |
| - | - | - | 2 | 20 | 9 | 2.347 | Itea |
| - | 3 | 691 | I | 14 | 2 | 38 | Kavala |
| 900 | 10 | II.352 | 10 | 39.066 | 23 | 93.119 | Kalamata |
| 504.178 | 184 | I.382.400 | - | - | - | - | Kali Limenes |
| II | 3 | 136 | I | 16 | 2 | 104 | Karlovassi |
| 578 | 42 | I.494 | 17 | 498 | 29 | 808 | Karystos |
| 553 | 2 | 2.109 | - | - | 3 | 5.229 | Corfu |
| - | I | 73 | - | - | I | 104 | Kymi |
| I31 | 12 | 348 | - | - | 3 | 8.370 | Kos |
| 28.927 | 61 | 68.366 | 21 | 23.601 | 65 | 108.619 | Lavrion |
| I2 | 4 | 99 | - | - | 2 | 35 | Leros |
| - | 5 | 255 | 7 | 214 | 15 | 540 | Levkas |
| II | I | II | - | - | 2 | 20.532 | Megara |
| - | 3 | 284 | I | 328 | 5 | 1.042 | Milos |
| - | I | 63 | 2 | 120 | 3 | 155 | Moudros |
| - | - | - | I | 17 | 2 | 101 | Mirina |
| - | 6 | 8.042 | 3 | 80 | 7 | 1.228 | Mytilini |
| - | - | - | - | - | 4 | 676 | Naxos |
| 386 | 25 | 669 | - | - | I | 34 | Nydrion |
| - | I | 19 | - | - | I | 15 | Parga |
| I2 | 7 | 352 | 5 | 63 | 12 | 259 | Patmos |
| II | 6 | 2.128 | 2 | 164 | 19 | 6.633 | Patras |
| 334.275 | 471 | 956.192 | 109 | 334.645 | 400 | 939.916 | Piraeus |
| 6.052 | 46 | 9.381 | 21 | 12.922 | 107 | 37.770 | Perama |
| - | I | 47 | 2 | 45 | 3 | 80 | Polykhnitos |
| - | I | 19 | - | - | 6 | 110 | Poros |
| - | 3 | I.996 | - | - | I | 34 | Pythagorion |
| 512.372 | 443 | I.613.902 | 178 | 692.699 | 626 | 2.809.677 | Pylos |
| I5 | 6 | 109 | 11 | 265 | 24 | 847 | Rafina |
| - | I | 119 | - | - | 6 | 19.649 | Souda |
| - | 2 | 33 | - | - | 8 | 139 | Symi |
| I25.147 | I22 | 373.125 | 21 | 54.154 | 62 | 153.458 | Syros |
| - | - | - | 2 | 265 | 19 | 688 | Tenos |
| 269 | 22 | 34.015 | 26 | 71.137 | 44 | 85.897 | Chalkis |
| 28.820 | 30 | 53.060 | 24 | 56.373 | 54 | 131.413 | Chios |
| 62 | I2 | 686 | 5 | 91 | 9 | 148 | Orei |
| 2.730 | 75 | 9.914 | 30 | I.388 | 55 | 2.610 | Other |

Note: See table IV:4.

IV : 9. Ναυτιλιακή κίνηση μετά του έξωτερικού
Κατάλλοι απόπλοι έμφορτων και άφορτων πλοίων υπό ελληνικήν και ξέναν σημαίας
International shipping

Arrivals and sailings of Greek and foreign flag ships loaded or in ballast

| | " Έτος 1963 - Year 1963 | | | | " Έτος 1962 - Year 1962 | | | |
|----------------------|-------------------------|------------------|------------------|------------------|-------------------------|------------------|------------------|------------------|
| | Ιουλ.-Σεπτέμβρ. | | Ιαν.-Σεπτέμβριος | | Ιουλ.-Σεπτέμβριος | | Ιαν.-Σεπτέμβριος | |
| | Αρ. No. | K.K.X. N.R.T. | Αρ. No. | K.K.X. N.R.T. | Αρ. No. | K.K.X. N.R.T. | Αρ. No. | K.K.X. N.R.T. |
| I. Κατάλλοι πλοίων | I.916 | 3.839.075 | 4.860 | 9.715.478 | I.927 | 4.001.521 | 4.733 | 9.854.292 |
| α) Υπό έλλ. σημαίας | 772 | I.319.008 | I.800 | 2.932.623 | 728 | I.316.733 | I.631 | 2.912.033 |
| " Έμφορτα | 702 | I.188.568 | I.570 | 2.653.494 | 621 | I.119.593 | I.377 | 2.548.838 |
| " Άφορτα | 70 | I30.440 | 230 | 279.129 | 107 | I97.140 | 254 | 363.195 |
| β) Υπό ξέναν σημαίας | I.144 | 2.520.067 | 3.060 | 6.782.855 | I.199 | 2.684.788 | 3.102 | 6.942.259 |
| " Έμφορτα | 926 | 2.143.115 | 2.459 | 5.783.629 | 972 | 2.326.303 | 2.460 | 5.911.299 |
| " Άφορτα | 218 | 376.952 | 601 | 999.226 | 227 | 358.485 | 642 | I.030.960 |
| II. Απόπλοι πλοίων | I.922 | 3.919.846 | 5.018 | 10.287.722 | I.901 | 3.860.398 | 4.675 | 9.475.390 |
| α) Υπό έλλ. σημαίας | 806 | I.334.377 | I.884 | 3.128.392 | 726 | I.290.491 | I.598 | 2.770.323 |
| " Έμφορτα | 554 | 765.489 | I.285 | I.808.316 | 529 | 943.005 | I.152 | I.866.543 |
| " Άφορτα | 252 | 568.888 | 599 | I.320.076 | 197 | 347.486 | 446 | 903.780 |
| β) Υπό ξέναν σημαίας | I.116 | 2.585.469 | 3.134 | 7.159.330 | I.175 | 2.569.907 | 3.077 | 6.705.067 |
| " Έμφορτα | 882 | 2.043.173 | 2.412 | 5.536.420 | 903 | 2.035.640 | 2.398 | 5.325.994 |
| " Άφορτα | 234 | 542.296 | 722 | I.622.910 | 272 | 534.267 | 679 | I.379.073 |

Γενική παρατήρηση: Τα στοιχεία αναφέρονται εις τὰ έμφορτα και άφορτα και διά τὸ έξωτερικόν του έξωτερικού καταλλέοντα και άφορτα, δεξαμενόπλοια, έπιβατηγά και πορμετα πλοια. Δέν περιλαμβάνονται πλοια καταλλέοντα δι' έπιοκεινή, ανεφοδιασμών, λόγω ανώτερας βίας κλπ. Επίσης δέν περιλαμβάνονται τα τουριστικά πλοια και αι θάλαμηγοί. Εάν έν πλοϊον καταλεύση εις πλείονας του ενός ελληνικούς λιμένες κατά τήν διάρκειαν ενός ταξιδίου, τότε καταγράφεται, κατά μέν τόν κατάλλου εις τόν πρώτον λιμένα προσεγγίσεως, κατά δέ τόν απόπλου εις τόν τελευταϊόν.

General note: The data relate to dry cargo ships, tankers, passenger ships and ferry-boats, entering from or clearing for abroad. Vessels entering for repairs, or supplies, or because of force majeure, etc, are excluded. Cruise ships and yachts are also excluded. If a vessel has called at more than one port during a single voyage, it is recorded at the first Greek port of call and at the final Greek port of departure only.

IV : IO. Ναυτιλιακή κίνηση μετά τον εσωτερικού
Κατόπλου πλοίων, κατά σημαία
International shipping
Arrivals of ships, by flags

| Σημεία | Αριθμός πλοίων Number of ships | | | | | | Χωρητικότητας καθαρά εις κύβους Tonnage (Net tons) | | | | | | Αναλογία % επί της χωρητικότητας-Percentage distribution of tonnage | | | | | | Flag |
|----------------|-----------------------------------|------------|-------|------------|------------|----------|---|------------|-------|------------|------------|-------|---|------------|-------|------------|------------|-------|---------------|
| | 1963 | | | 1962 | | | 1963 | | | 1962 | | | 1963 | | | 1962 | | | |
| | July-Sept. | Jan.-Sept. | Total | July-Sept. | Jan.-Sept. | Total | July-Sept. | Jan.-Sept. | Total | July-Sept. | Jan.-Sept. | Total | July-Sept. | Jan.-Sept. | Total | July-Sept. | Jan.-Sept. | Total | |
| Σύνολον | 1.916 | 4.860 | 1.927 | 4.733 | 3839.075 | 15.478 | 4001.521 | 19854.292 | 100,0 | 100,0 | 100,0 | 100,0 | 100,0 | 100,0 | 100,0 | 100,0 | 100,0 | 100,0 | Total |
| Βελγική | - | 3 | - | 3 | - | 15.888 | 12.458 | 3.626 | 0,2 | 0,2 | 0,2 | 0,2 | 0,2 | 0,2 | 0,2 | 0,2 | 0,2 | 0,2 | Belgian |
| Γαλλική | 11 | 54 | 9 | 35 | 6.387 | 69.601 | 149.466 | 96.663 | 0,7 | 0,7 | 0,7 | 0,7 | 0,7 | 0,7 | 0,7 | 0,7 | 0,7 | 0,7 | French |
| Γερμανική | 73 | 245 | 99 | 285 | 108.821 | 365.628 | 149.466 | 415.071 | 3,8 | 3,8 | 3,8 | 3,8 | 3,8 | 3,8 | 3,8 | 3,8 | 3,8 | 3,8 | German (West) |
| Γιουγκοσλαβική | 92 | 234 | 93 | 256 | 107.051 | 248.928 | 90.976 | 265.963 | 2,6 | 2,6 | 2,6 | 2,6 | 2,6 | 2,6 | 2,6 | 2,6 | 2,6 | 2,6 | Yugoslavian |
| Δανική | 14 | 56 | 22 | 66 | 19.032 | 69.932 | 16.257 | 61.272 | 0,5 | 0,5 | 0,5 | 0,5 | 0,5 | 0,5 | 0,5 | 0,5 | 0,5 | 0,5 | Danish |
| Ελληνική | 772 | 1.800 | 728 | 1.631 | 1319.008 | 2932.623 | 1316.733 | 2912.033 | 34,4 | 34,4 | 34,4 | 34,4 | 34,4 | 34,4 | 34,4 | 34,4 | 34,4 | 34,4 | Greek |
| Ε.Σ.Σ.Δ. | 54 | 185 | 66 | 179 | 130.535 | 356.277 | 152.734 | 331.203 | 3,4 | 3,4 | 3,4 | 3,4 | 3,4 | 3,4 | 3,4 | 3,4 | 3,4 | 3,4 | U.S.S.R. |
| Ην. Βασιλείου | 54 | 158 | 63 | 169 | 164.417 | 557.065 | 188.115 | 636.937 | 4,3 | 4,3 | 4,3 | 4,3 | 4,3 | 4,3 | 4,3 | 4,3 | 4,3 | 4,3 | British |
| Η.Π.Α. | 5 | 13 | 3 | 8 | 300.298 | 849.018 | 375.500 | 1004.034 | 7,8 | 7,8 | 7,8 | 7,8 | 7,8 | 7,8 | 7,8 | 7,8 | 7,8 | 7,8 | U.S.A. |
| Ιαπωνική | 5 | 13 | 3 | 8 | 24.027 | 61.476 | 9.222 | 31.383 | 0,6 | 0,6 | 0,6 | 0,6 | 0,6 | 0,6 | 0,6 | 0,6 | 0,6 | 0,6 | Japanese |
| Ιορδανική | 43 | 84 | 54 | 92 | 120.036 | 237.881 | 149.132 | 245.170 | 3,1 | 3,1 | 3,1 | 3,1 | 3,1 | 3,1 | 3,1 | 3,1 | 3,1 | 3,1 | Israeli |
| Ιταλική | 251 | 640 | 276 | 702 | 640.333 | 1670.562 | 654.953 | 1642.406 | 16,7 | 16,7 | 16,7 | 16,7 | 16,7 | 16,7 | 16,7 | 16,7 | 16,7 | 16,7 | Italian |
| Λιβανική | 21 | 86 | 49 | 111 | 39.676 | 172.378 | 90.161 | 212.967 | 1,0 | 1,0 | 1,0 | 1,0 | 1,0 | 1,0 | 1,0 | 1,0 | 1,0 | 1,0 | Lebanese |
| Λιβεριανή | 26 | 52 | 21 | 61 | 153.961 | 301.441 | 97.489 | 295.535 | 4,0 | 4,0 | 4,0 | 4,0 | 4,0 | 4,0 | 4,0 | 4,0 | 4,0 | 4,0 | Liberian |
| Νορβηγική | 48 | 143 | 52 | 134 | 110.037 | 317.617 | 116.779 | 326.272 | 2,9 | 2,9 | 2,9 | 2,9 | 2,9 | 2,9 | 2,9 | 2,9 | 2,9 | 2,9 | Norwegian |
| Ολλανδική | 73 | 205 | 76 | 178 | 67.275 | 179.357 | 85.271 | 177.187 | 1,8 | 1,8 | 1,8 | 1,8 | 1,8 | 1,8 | 1,8 | 1,8 | 1,8 | 1,8 | Dutch |
| Παναμαϊκή | 18 | 39 | 22 | 54 | 42.544 | 89.482 | 42.770 | 100.693 | 1,1 | 1,1 | 1,1 | 1,1 | 1,1 | 1,1 | 1,1 | 1,1 | 1,1 | 1,1 | Panamanian |
| Σουηδική | 45 | 137 | 61 | 153 | 76.039 | 240.647 | 93.868 | 257.917 | 2,0 | 2,0 | 2,0 | 2,0 | 2,0 | 2,0 | 2,0 | 2,0 | 2,0 | 2,0 | Swedish |
| Τουρκική | 123 | 255 | 94 | 209 | 258.286 | 584.257 | 232.022 | 500.229 | 6,7 | 6,7 | 6,7 | 6,7 | 6,7 | 6,7 | 6,7 | 6,7 | 6,7 | 6,7 | Turkish |
| Φινλανδική | 10 | 18 | 10 | 29 | 18.499 | 30.337 | 11.905 | 42.217 | 0,3 | 0,3 | 0,3 | 0,3 | 0,3 | 0,3 | 0,3 | 0,3 | 0,3 | 0,3 | Finnish |
| Λοιπαί | 111 | 288 | 75 | 210 | 132.813 | 365.083 | 115.710 | 295.514 | 3,4 | 3,4 | 3,4 | 3,4 | 3,4 | 3,4 | 3,4 | 3,4 | 3,4 | 3,4 | Other |

Γενική παρατήρηση: Βλ. πίνακα IV:9.

General note: See table IV:9.

IV : II. Ναυτιλιακή κίνησης μετά τοῦ ἑξωτερικοῦ
Κατάπλοι πλοίων, κατὰ χώρας προελεύσεως

| Χῶραι προελεύσεως | Ἔτος 1963 - Year 1963 | | | | | | | |
|--------------------------------------|---------------------------------------|------------------|--|------------------|---|------------------|--|------------------|
| | Ἰούλιος-Σεπτέμβριος July-September | | | | Ἰανουάριος-Σεπτέμβριος January-September | | | |
| | Πλοῖα πάσης ἐθνικότητος Total | | Ἑλλ. μόνον πλοῖα Greek ships only | | Πλοῖα πάσης ἐθνικότητος Total | | Ἑλλ. μόνον πλοῖα Greek ships only | |
| | Ἀρ. No. | Κ.Κ.Χ. N.R.T. | Ἀρ. No. | Κ.Κ.Χ. N.R.T. | Ἀρ. No. | Κ.Κ.Χ. N.R.T. | Ἀρ. No. | Κ.Κ.Χ. N.R.T. |
| Γενικὸν σύνολον | 1.916 | 3.839.075 | 772 | 1.319.008 | 4.860 | 9.715.478 | 1.800 | 2.932.623 |
| <u>ΒΟΡ. ΚΑΙ ΚΕΝΤΡΙΚΗ ΑΜΕΡΙΚΗ</u> | 104 | 534.602 | 12 | 63.064 | 294 | 1.483.224 | 35 | 169.943 |
| Ἡ.Π.Α. | 83 | 467.846 | 10 | 56.360 | 253 | 1.325.723 | 32 | 158.937 |
| Καναδᾶς | 14 | 52.755 | 2 | 6.704 | 30 | 100.815 | 2 | 6.704 |
| Λοιπὰ (1) | 2 | 14.001 | - | - | 11 | 56.686 | 1 | 4.302 |
| <u> ΝΟΤΙΟΣ ΑΜΕΡΙΚΗ</u> | 14 | 27.881 | 2 | 3.034 | 37 | 71.192 | 7 | 11.747 |
| Βραζιλία | 1 | 1.541 | 1 | 1.541 | 1 | 1.541 | 1 | 1.541 |
| Λοιπὰ (2) | 13 | 26.340 | 1 | 1.493 | 36 | 69.651 | 6 | 10.206 |
| <u> ΔΥΤΙΚΗ ΑΣΙΑ</u> | 202 | 664.860 | 77 | 344.658 | 476 | 1.416.085 | 170 | 661.456 |
| Ἰράν | 12 | 145.965 | 7 | 94.210 | 16 | 173.214 | 7 | 94.210 |
| Ἰσραήλ | 90 | 224.100 | 34 | 70.689 | 197 | 461.555 | 70 | 145.938 |
| Κύπρος | 47 | 101.158 | 22 | 63.132 | 101 | 170.948 | 47 | 86.463 |
| Λίβανος | 21 | 45.432 | 5 | 10.403 | 73 | 115.916 | 22 | 27.649 |
| Συρία | 19 | 21.024 | - | - | 42 | 54.024 | 1 | 105 |
| Λοιπὰ (3) | 13 | 127.181 | 9 | 106.224 | 47 | 440.428 | 23 | 307.040 |
| <u> ΝΟΤΙΟΣ ΑΣΙΑ</u> | 5 | 13.773 | 3 | 11.933 | 13 | 42.830 | 5 | 20.102 |
| Ἰνδία | 4 | 12.931 | 3 | 11.933 | 9 | 34.173 | 5 | 20.102 |
| Λοιπὰ (4) | 1 | 842 | - | - | 4 | 8.657 | - | - |
| <u> ΑΝΑΤΟΛΙΚΗ ΑΣΙΑ</u> | 5 | 22.069 | - | - | 17 | 75.236 | 2 | 7.463 |
| Ἰαπωνία | 5 | 22.069 | - | - | 13 | 55.176 | 2 | 7.463 |
| Λοιπὰ (5) | - | - | - | - | 4 | 20.060 | - | - |
| <u> ΩΚΕΑΝΙΑ</u> | 5 | 44.295 | 2 | 21.356 | 17 | 139.233 | 9 | 88.063 |
| Αὐστράλια | 4 | 40.229 | 2 | 21.856 | 12 | 111.650 | 9 | 88.063 |
| Λοιπὰ (6) | 1 | 4.066 | - | - | 5 | 27.583 | - | - |
| <u> ΒΟΡΕΙΟΣ ΑΦΡΙΚΗ</u> | 134 | 270.102 | 60 | 139.510 | 354 | 602.601 | 173 | 293.947 |
| Αἴγυπτος | 72 | 173.047 | 30 | 81.199 | 163 | 370.271 | 66 | 165.567 |
| Ἀλγέριον | 4 | 3.981 | 1 | 707 | 10 | 16.615 | 3 | 1.670 |
| Λιβύη | 26 | 51.354 | 12 | 40.880 | 112 | 109.302 | 60 | 68.593 |
| Μαρόκκον | 13 | 18.799 | 7 | 7.008 | 32 | 56.854 | 23 | 35.514 |
| Τυνησία | 19 | 22.921 | 10 | 9.716 | 37 | 49.559 | 21 | 22.603 |
| <u> ΔΥΤΙΚΗ ΑΦΡΙΚΗ</u> | 3 | 8.588 | - | - | 5 | 15.033 | - | - |
| Νιγηρία | - | - | - | - | 2 | 6.445 | - | - |
| Λοιπὰ (7) | 3 | 8.588 | - | - | 3 | 8.588 | - | - |
| <u> ΑΝΑΤΟΛΙΚΗ ΑΦΡΙΚΗ</u> | 9 | 12.780 | - | - | 34 | 59.247 | 5 | 3.261 |
| Σουδάν | 6 | 5.554 | - | - | 16 | 15.147 | 5 | 3.261 |
| Λοιπὰ (8) | 3 | 7.226 | - | - | 18 | 44.100 | - | - |
| <u> ΝΟΤΙΟΣ ΑΦΡΙΚΗ</u> | 1 | 5.030 | - | - | 5 | 13.805 | 1 | 267 |
| Νοτιοαφρ. Ἐνωσις | 1 | 5.030 | - | - | 4 | 13.541 | 1 | 267 |
| Λοιπὰ (9) | - | - | - | - | 1 | 264 | - | - |
| <u> ΕΥΡΩΠΗ</u> | 1.430 | 2.224.634 | 615 | 728.125 | 3.603 | 5.784.972 | 1.392 | 1.669.546 |
| Ἀλβανία | - | - | - | - | 3 | 2.167 | - | - |
| Βέλγιον | 34 | 75.337 | 6 | 29.152 | 92 | 164.125 | 14 | 43.340 |

International shipping
Arrivals of ships, by countries of origin

| Έτος 1962 - Year 1962 | | | | | | | | Country of origin |
|---------------------------------------|------------------|--|------------------|---|------------------|--|------------------|--------------------------------------|
| Ιούλιος-Σεπτέμβριος July-September | | | | Ιανουάριος-Σεπτέμβριος January-September | | | | |
| Πλοία πάσης εθνικότητας Total | | Έλλ. μόνον πλοία Greek ships only | | Πλοία πάσης εθνικότητας Total | | Έλλ. μόνον πλοία Greek ships only | | |
| Αρ. No. | Κ.Κ.Χ. N.R.T. | Αρ. No. | Κ.Κ.Χ. N.R.T. | Αρ. No. | Κ.Κ.Χ. N.R.T. | Αρ. No. | Κ.Κ.Χ. N.R.T. | |
| 1.927 | 4.001.521 | 728 | 1.316.733 | 4.733 | 9.854.292 | 1631 | 2.912.033 | Grand total |
| 109 | 602.879 | 20 | 104.635 | 331 | 1.694.575 | 55 | 269.453 | <u>NORTH AND CENTRAL AMERICA</u> |
| 94 | 552.076 | 19 | 103.347 | 282 | 1.540.573 | 40 | 249.869 | U.S.A. |
| 11 | 26.518 | 1 | 1.268 | 23 | 51.634 | 2 | 2.568 | Canada |
| 4 | 24.285 | - | - | 26 | 102.368 | 5 | 17.016 | Other (1) |
| 7 | 24.049 | 1 | 1.270 | 20 | 57.338 | 5 | 8.395 | <u>SOUTH AMERICA</u> |
| - | - | - | - | 4 | 11.743 | - | - | Brazil |
| 7 | 24.049 | 1 | 1.270 | 16 | 45.595 | 5 | 8.395 | Other (2) |
| 157 | 506.285 | 43 | 214.975 | 424 | 1.206.879 | 130 | 543.876 | <u>WEST ASIA</u> |
| 2 | 23.135 | - | - | 4 | 36.979 | 1 | 9.902 | Iran |
| 72 | 181.476 | 24 | 70.555 | 198 | 403.006 | 50 | 116.993 | Israel |
| 25 | 42.645 | 5 | 8.643 | 70 | 113.876 | 32 | 57.975 | Cyprus |
| 15 | 25.979 | 2 | 759 | 42 | 61.266 | 11 | 9.957 | Lebanon |
| 22 | 33.974 | 1 | 5.153 | 61 | 82.330 | 10 | 11.596 | Syria |
| 21 | 199.076 | 11 | 129.845 | 49 | 509.422 | 26 | 337.453 | Other (3) |
| 7 | 23.910 | - | - | 13 | 54.997 | 1 | 13.099 | <u>SOUTH ASIA</u> |
| 3 | 11.439 | - | - | 4 | 12.453 | - | - | India |
| 4 | 12.471 | - | - | 9 | 42.544 | 1 | 13.099 | Other (4) |
| 3 | 12.194 | - | - | 12 | 45.304 | 1 | 199 | <u>EASTERN ASIA</u> |
| 2 | 7.873 | - | - | 8 | 26.844 | 1 | 199 | Japan |
| 1 | 4.321 | - | - | 4 | 18.460 | - | - | Other (5) |
| 2 | 10.409 | - | - | 16 | 125.839 | 5 | 44.810 | <u>OCEANEA</u> |
| 1 | 3.888 | - | - | 10 | 87.735 | 4 | 39.598 | Australia |
| 1 | 6.521 | - | - | 6 | 38.104 | 1 | 5.212 | Other (6) |
| 149 | 250.934 | 72 | 118.277 | 379 | 668.115 | 159 | 236.441 | <u>NORTH AFRICA</u> |
| 80 | 173.051 | 36 | 89.964 | 198 | 447.297 | 72 | 131.319 | Egypt |
| 2 | 873 | 1 | 232 | 9 | 14.620 | 1 | 232 | Algeria |
| 46 | 25.538 | 23 | 8.729 | 106 | 68.829 | 56 | 30.272 | Libya |
| 11 | 28.334 | 7 | 7.952 | 24 | 57.271 | 13 | 16.573 | Marocco |
| 10 | 23.132 | 5 | 11.400 | 42 | 80.098 | 17 | 26.045 | Tunisia |
| 1 | 4.122 | - | - | 1 | 4.122 | - | - | <u>WEST AFRICA</u> |
| - | - | - | - | - | - | - | - | Nigeria |
| 1 | 4.122 | - | - | 1 | 4.122 | - | - | Other (7) |
| 11 | 21.509 | - | - | 26 | 45.757 | - | - | <u>EAST AFRICA</u> |
| 4 | 7.413 | - | - | 7 | 12.955 | - | - | Sudan |
| 7 | 14.096 | - | - | 19 | 32.802 | - | - | Other (8) |
| 2 | 9.941 | - | - | 4 | 18.049 | - | - | <u>SOUTH AFRICA</u> |
| - | - | - | - | 1 | 5.030 | - | - | Union of South Africa |
| 2 | 9.941 | - | - | 3 | 13.019 | - | - | Other (9) |
| 1.477 | 2.535.042 | 592 | 877.576 | 3.503 | 5.931.427 | 1274 | 1.795.562 | <u>EUROPE</u> |
| 2 | 2.301 | 1 | 1.326 | 8 | 11.354 | 4 | 7.704 | Albania |
| 36 | 68.409 | 6 | 16.856 | 91 | 157.479 | 13 | 27.445 | Belgium |

IV : II. Γαυλιανή κίνηση μετά τοῦ ἐξωτερικοῦ
Κατάπλοι πλοίων, κατά χώρας προελεύσεως. (συνέχεια)

| Χῶραι προελεύσεως | Ἔτος 1963 - Year 1963 | | | | | | | |
|--|---------------------------------------|------------|---------------------|------------|---|------------|---------------------|---------|
| | Ἰούλιος-Σεπτέμβριος July-September | | | | Ἰανουάριος-Σεπτέμβριος January-September | | | |
| | Πλοῖα πάσης ἐθνικότητος | | Ἑλλ. μόνον πλοῖα | | Πλοῖα πάσης ἐθνικότητος | | Ἑλλ. μόνον πλοῖα | |
| | Total | | Greek ships only | | Total | | Greek ships only | |
| Ἀρ. No. | Κ.Κ.Χ. N.R.T. | Ἀρ. No. | Κ.Κ.Χ. N.R.T. | Ἀρ. No. | Κ.Κ.Χ. N.R.T. | Ἀρ. No. | Κ.Κ.Χ. N.R.T. | |
| Βουλγαρία | 26 | 10.730 | 8 | 4.182 | 85 | 46.211 | 23 | 18.234 |
| Γαλλία | 97 | 140.064 | 55 | 53.650 | 226 | 350.613 | 105 | 105.076 |
| α) Λιμένες Μεσογείου | 79 | 101.381 | 51 | 50.089 | 185 | 254.445 | 98 | 99.497 |
| β) Λοιποὶ λιμένες | 18 | 38.683 | 4 | 3.561 | 41 | 96.168 | 7 | 5.579 |
| Γερμανία Ἀνατολική | 11 | 23.369 | 3 | 6.280 | 23 | 41.991 | 3 | 6.280 |
| Γερμανία Δυτική | 43 | 69.471 | 8 | 18.314 | 140 | 234.453 | 17 | 34.884 |
| Γιβραλτάρ | 1 | 231 | 1 | 231 | 4 | 32.384 | 1 | 231 |
| Γιουγκοσλαβία | 59 | 46.616 | 18 | 15.304 | 185 | 149.811 | 51 | 52.664 |
| Δανία | 8 | 8.000 | - | - | 28 | 26.711 | - | - |
| Ε.Σ.Σ.Δ. | 82 | 173.466 | 49 | 107.978 | 237 | 482.728 | 131 | 283.964 |
| α) Λιμ. Ἑξ. Πόντου | 81 | 169.172 | 48 | 103.634 | 230 | 462.124 | 127 | 273.969 |
| β) Λοιποὶ λιμένες | 1 | 4.294 | 1 | 4.294 | 7 | 20.604 | 4 | 9.995 |
| Ἰρλανδία | - | - | - | - | - | - | - | - |
| Ἰσλανδία | - | - | - | - | 3 | 836 | - | - |
| Ἰσπανία | 33 | 43.112 | 14 | 6.124 | 74 | 123.889 | 25 | 11.295 |
| Ἰταλία | 626 | 1.075.493 | 331 | 406.434 | 1.415 | 2.445.791 | 721 | 880.657 |
| Μάλτα | 2 | 7.120 | - | - | 22 | 27.841 | 3 | 1.358 |
| Μεγάλη Βρεταννία | 56 | 91.691 | 10 | 15.172 | 166 | 290.629 | 31 | 43.927 |
| Νορβηγία | 6 | 13.962 | - | - | 17 | 31.835 | 1 | 148 |
| Ὀλλανδία | 40 | 48.814 | 7 | 14.644 | 111 | 166.046 | 14 | 34.189 |
| Ὀυγγαρία | 4 | 2.227 | - | - | 5 | 2.771 | - | - |
| Πολωνία | 9 | 21.742 | 2 | 6.161 | 35 | 87.246 | 4 | 10.924 |
| Πορτογαλλία | 1 | 1.818 | - | - | 9 | 14.667 | 1 | 233 |
| Ρουμανία | 33 | 33.239 | 24 | 16.873 | 97 | 141.896 | 61 | 82.007 |
| Σουηδία | 31 | 43.163 | 9 | 7.238 | 76 | 138.163 | 13 | 12.605 |
| Τουρκία | 219 | 279.965 | 67 | 15.955 | 522 | 744.068 | 164 | 34.770 |
| α) Λιμ. Ἑξ. Πόντου καὶ θαλάσσης Μαρμαρᾶ | 92 | 132.347 | 5 | 4.630 | 211 | 383.812 | 14 | 9.512 |
| β) Λιμένες Μεσογείου | 127 | 147.618 | 62 | 11.326 | 311 | 360.256 | 150 | 25.252 |
| Φινλανδία | 9 | 15.004 | 3 | 4.432 | 28 | 38.100 | 9 | 11.872 |
| ΑΓΝΩΣΤΟΙ | 4 | 10.461 | 1 | 6.828 | 5 | 12.020 | 1 | 6.828 |

Γενική παρατήρησης: Βλ. πίνακα IV:9.

Χώρα προελεύσεως τοῦ πλοίου θεωρεῖται ἡ χώρα, εἰς ἣν ἐφορτώθησαν τὰ εἰς τοὺς ἑλλη-
νικοὺς λιμένας ἐφορτωθέντα ἐμπ/τα ἢ ἡ χώρα, εἰς ἣν ἐπεβιβάσθησαν οἱ εἰς τοὺς ἑλλη-
νικοὺς λιμένας ἀποβιβάσθέντες ἐπιβάται. Ὄταν τὰ εἰς ἑλληνικοὺς λιμένας ἐφορτωθέντα
ἐμπ/τα ἢ οἱ ἀποβιβάσθέντες ἐπιβάται παρελήφθησαν ἀπὸ πλεονασ τῆς μιᾶς χώρας, τότε
χώρα προελεύσεως θεωρεῖται ἡ χώρα τῆς πρώτης φορτώσεως ἢ ἐπιβιβάσεως.
Διὰ τὰ καταπλεύσαντα πλοῖα χωρὶς νὰ διενεργήσουν ἐφόρτωση ἐμπ/των ἢ ἀποβίβαση
ἐπιβατῶν εἰς Ἑλλάδα, χώρα προελεύσεως αὐτῶν θεωρεῖται ἡ χώρα, εἰς ἣν τελευταίως
προσῆγγισαν.

(1), (2), (3), (4), (5), (6), (7), (8), (9), βλ. ὑποσημειώσεις 1, 2, 3, 4, 5, 6, 7, 8, 9, πίνακος
IV:12.

International shipping
Arrivals of ships, by countries of origin (continued)

| Έτος 1962 - Year 1962 | | | | | | | | Country of origin |
|---------------------------------------|------------------|--|------------------|---|------------------|--|------------------|---------------------------------------|
| Ιούλιος-Σεπτέμβριος July-September | | | | Ιανουάριος-Σεπτέμβριος January - September | | | | |
| Πλοῖα πάσης ἐθνικότητας Total | | Ἑλλ. μόνον πλοῖα Greek ships only | | Πλοῖα πάσης ἐθνικότητας Total | | Ἑλλ. μόνον πλοῖα Greek ships only | | |
| Ἀρ. No. | Κ.Κ.Χ. N.R.T. | Ἀρ. No. | Κ.Κ.Χ. N.R.T. | Ἀρ. No. | Κ.Κ.Χ. N.R.T. | Ἀρ. No. | Κ.Κ.Χ. N.R.T. | |
| 22 | 15.589 | 9 | 5.607 | 62 | 35.618 | 23 | 14.006 | Bulgaria |
| 76 | 134.725 | 26 | 50.034 | 196 | 351.385 | 69 | 111.805 | France |
| 63 | 107.393 | 25 | 49.517 | 164 | 280.691 | 64 | 103.836 | a) Mediterranean ports |
| 13 | 27.332 | 1 | 517 | 32 | 70.694 | 5 | 7.969 | b) Other ports |
| 4 | 6.189 | - | - | 7 | 10.786 | - | - | Eastern Germany |
| 50 | 79.689 | 6 | 10.682 | 157 | 225.520 | 17 | 29.185 | Western Germany |
| 1 | 14.216 | 1 | 14.216 | 2 | 14.377 | 2 | 14.377 | Gibraltar |
| 62 | 58.115 | 27 | 14.102 | 154 | 142.587 | 53 | 39.290 | Yugoslavia |
| 9 | 5.074 | - | - | 23 | 18.710 | - | - | Denmark |
| 94 | 202.928 | 43 | 102.798 | 240 | 492.282 | 100 | 248.158 | U.S.S.R. |
| 87 | 184.969 | 41 | 102.045 | 225 | 453.097 | 97 | 243.103 | a) Ports of Black Sea |
| 7 | 17.959 | 2 | 753 | 15 | 39.125 | 3 | 5.055 | b) Other ports |
| 1 | 6.350 | - | - | 2 | 7.290 | - | - | Ireland |
| - | - | - | - | 3 | 1.385 | - | - | Iceland |
| 23 | 58.579 | 8 | 14.122 | 65 | 124.722 | 21 | 19.070 | Spain |
| 617 | 1.172.386 | 308 | 490.048 | 300 | 2.458.951 | 638 | 955.223 | Italy |
| 8 | 28.860 | 1 | 354 | 23 | 38.177 | 6 | 1.481 | Malta |
| 65 | 107.961 | 9 | 25.192 | 164 | 344.176 | 26 | 60.958 | Unit. Kingdom |
| 13 | 31.888 | 2 | 12.790 | 23 | 54.437 | 2 | 12.790 | Norway |
| 34 | 44.572 | 3 | 5.299 | 88 | 130.426 | 9 | 16.708 | Netherlands |
| 7 | 4.682 | - | - | 18 | 14.766 | - | - | Hungary |
| 11 | 18.073 | 1 | 4.451 | 35 | 63.321 | 3 | 14.483 | Poland |
| 8 | 8.090 | 1 | 277 | 15 | 17.169 | 1 | 277 | Portugal |
| 53 | 71.863 | 37 | 51.689 | 130 | 220.531 | 75 | 101.980 | Rumania |
| 26 | 39.707 | 2 | 2.379 | 69 | 102.080 | 4 | 4.461 | Sweden |
| 240 | 337.363 | 97 | 51.636 | 596 | 851.691 | 203 | 111.483 | Turkey |
| 92 | 205.082 | 10 | 18.324 | 247 | 486.687 | 38 | 54.438 | a) Ports of Black Sea and Marmara Sea |
| 148 | 132.281 | 87 | 33.312 | 349 | 365.004 | 165 | 57.045 | b) Mediterranean ports |
| 15 | 17.433 | 4 | 3.638 | 32 | 42.207 | 5 | 4.678 | Finland |
| 2 | 247 | - | - | 4 | 1.890 | 1 | 198 | UNKNOWN |

General note: See table IV:9.

As country of origin of a ship is considered the one, in which the unloaded cargo in Greek ports has been loaded or the disembarked passengers in Greek ports have been embarked. When the unloaded cargo has been loaded or the disembarked passengers have been embarked in more than one countries, as country of origin is considered the country in which cargo was loaded or passengers were embarked first. In the case of ships without passengers or cargo, as country of origin is considered the country of the previous port of call.

(1),(2),(3),(4),(5),(6),(7),(8),(9), See footnote 1,2,3,4,5,6,7,8,9 of IV:12 table.

IV : 12. Ναυτιλιακή κίνηση μετά του εξωτερικού

*Απόπλοι πλοίων, κατά χώρας προορισμού.

| Χώραι προορισμού | *Έτος 1963- Year 1963 | | | | | | | |
|--------------------------------------|--|------------------|---|------------------|--|------------------|---|------------------|
| | *Ιούλιος-Σεπτέμβριος July-September | | | | *Ιανουάριος-Σεπτέμβριος January-September | | | |
| | Πλοία πάσης ένδεικτικώς Total | | *Ελλ. μόνον πλοία Greek ships only | | Πλοία πάσης ένδεικτικώς Total | | *Ελλ. μόνον πλοία Greek ships only | |
| | *Αρ. No. | Κ.Κ.Χ. N.R.T. | *Αρ. No. | Κ.Κ.Χ. N.R.T. | *Αρ. No. | Κ.Κ.Χ. N.R.T. | *Αρ. No. | Κ.Κ.Χ. N.R.T. |
| Γενικόν σύνολον | 1.922 | 3.919.846 | 806 | 1.334.377 | 5.018 | 10.287.722 | 1.884 | 3.128.392 |
| <u>ΒΟΡ. ΚΑΙ ΚΕΝΤΡΙΚΗ ΑΜΕΡΙΚΗ</u> | 84 | 425.590 | 12 | 72.564 | 235 | 1.247.574 | 44 | 231.455 |
| <u>Η.Π.Α.</u> | 71 | 388.203 | 11 | 63.257 | 203 | 1.141.923 | 40 | 216.002 |
| Καναδάς | 9 | 26.929 | - | - | 18 | 52.540 | 2 | 6.891 |
| Λοιπά (1) | 4 | 10.458 | 1 | 4.307 | 14 | 53.111 | 2 | 8.562 |
| <u>ΝΟΤΙΟΣ ΑΜΕΡΙΚΗ</u> | 6 | 14.511 | 5 | 12.990 | 27 | 81.697 | 9 | 25.163 |
| Βραζιλία | 3 | 11.261 | 3 | 11.261 | 11 | 45.909 | 6 | 21.365 |
| Λοιπά (2) | 3 | 3.250 | 2 | 1.729 | 16 | 35.788 | 3 | 3.798 |
| <u>ΔΥΤΙΚΗ ΑΣΙΑ</u> | 197 | 500.401 | 59 | 136.958 | 535 | 1.295.842 | 129 | 262.707 |
| *Ιράν | 11 | 91.066 | 4 | 35.230 | 25 | 167.684 | 7 | 42.019 |
| *Ισραήλ | 62 | 174.715 | 24 | 48.703 | 181 | 455.938 | 54 | 95.210 |
| Κύπρος | 53 | 94.027 | 19 | 31.304 | 127 | 216.036 | 37 | 50.917 |
| Λίβανος | 43 | 87.863 | 7 | 13.425 | 113 | 250.012 | 18 | 48.907 |
| Συρία | 16 | 25.868 | 2 | 5.490 | 63 | 124.336 | 9 | 21.733 |
| Λοιπά (3) | 12 | 26.862 | 3 | 2.306 | 26 | 81.836 | 4 | 3.921 |
| <u>ΝΟΤΙΟΣ ΑΣΙΑ</u> | 5 | 19.157 | 2 | 9.257 | 18 | 64.829 | 4 | 21.682 |
| *Ινδία | 3 | 13.740 | 2 | 9.257 | 7 | 28.255 | 3 | 14.548 |
| Λοιπά (4) | 2 | 5.417 | - | - | 11 | 36.574 | 1 | 7.134 |
| <u>ΑΝΑΤΟΛΙΚΗ ΑΣΙΑ</u> | 6 | 23.339 | - | - | 19 | 82.691 | 2 | 7.820 |
| *Ιαπωνία | 5 | 20.369 | - | - | 17 | 75.357 | 1 | 3.456 |
| Λοιπά (5) | 1 | 2.970 | - | - | 2 | 7.334 | 1 | 4.364 |
| <u>ΩΚΕΑΝΙΑ</u> | 2 | 14.729 | 1 | 10.928 | 13 | 134.756 | 5 | 43.175 |
| Αυστραλία | 2 | 14.729 | 1 | 10.928 | 12 | 133.717 | 4 | 42.136 |
| Λοιπά (6) | - | - | - | - | 1 | 1.039 | 1 | 1.039 |
| <u>ΒΟΡΕΙΟΣ ΑΦΡΙΚΗ</u> | 143 | 269.140 | 62 | 104.372 | 352 | 650.612 | 164 | 255.577 |
| Αίγυπτος | 84 | 182.906 | 26 | 72.261 | 207 | 422.550 | 70 | 158.968 |
| *Αλγέριον | 4 | 7.515 | 1 | 1.307 | 12 | 20.448 | 2 | 4.366 |
| Λιβύη | 38 | 28.322 | 31 | 17.093 | 91 | 72.355 | 77 | 43.654 |
| Μαρόκκιο | 11 | 40.563 | 2 | 3.749 | 22 | 82.372 | 7 | 23.214 |
| Τυνησία | 6 | 9.834 | 2 | 4.962 | 20 | 52.887 | 8 | 25.375 |
| <u>ΔΥΤΙΚΗ ΑΦΡΙΚΗ</u> | 2 | 8.815 | - | - | 7 | 27.178 | 4 | 14.188 |
| Νιγηρία | - | - | - | - | - | - | - | - |
| Λοιπά (7) | 2 | 8.815 | - | - | 7 | 27.178 | 4 | 14.188 |
| <u>ΑΝΑΤΟΛΙΚΗ ΑΦΡΙΚΗ</u> | 6 | 11.792 | 4 | 4.707 | 17 | 38.448 | 6 | 5.104 |
| Σουδάν | 5 | 10.287 | 3 | 3.202 | 14 | 28.285 | 5 | 3.599 |
| Λοιπά (8) | 1 | 1.505 | 1 | 1.505 | 3 | 10.163 | 1 | 1.505 |
| <u>ΝΟΤΙΟΣ ΑΦΡΙΚΗ</u> | 1 | 610 | - | - | 2 | 8.990 | 1 | 8.380 |
| Νοτιοαφρ. Ένωσις | 1 | 610 | - | - | 2 | 8.990 | 1 | 8.380 |
| Λοιπά (9) | - | - | - | - | - | - | - | - |
| <u>ΕΥΡΩΠΗ</u> | 1.468 | 2.631.113 | 660 | 982.239 | 3.786 | 6.631.984 | 1.513 | 2.241.759 |
| *Αλβανία | 3 | 1.889 | - | - | 6 | 11.251 | 2 | 5.486 |
| Βέλγιο | 15 | 17.708 | 2 | 6.096 | 47 | 72.331 | 9 | 21.117 |
| Βουλγαρία | 27 | 12.343 | 11 | 6.700 | 93 | 63.584 | 36 | 27.540 |
| Γαλλία | 61 | 97.984 | 26 | 55.758 | 183 | 308.927 | 73 | 127.992 |
| α) Λιμένες Μεσογείου | 49 | 79.757 | 21 | 44.760 | 146 | 252.301 | 57 | 95.142 |
| β) Λοιποί λιμένες | 12 | 18.227 | 5 | 10.998 | 37 | 56.626 | 16 | 32.850 |

International shipping
Sailings of ships, by countries of destination.

| Έτος 1962 - Year 1962 | | | | | | | | Country of destination |
|---|------------------|--|------------------|---|------------------|--|------------------|----------------------------------|
| Ιούλιος-Σεπτέμβριος July - September | | | | Ιανουάριος-Σεπτέμβριος January-September | | | | |
| Πλοῖα πάσης ἐθνικότητας Total | | Ἑλλ. μόνον πλοῖα Greek ships only | | Πλοῖα πάσης ἐθνικότητας Total | | Ἑλλ. μόνον πλοῖα Greek ships only | | |
| Ἀρ. No. | Κ.Κ.Χ. N.R.T. | Ἀρ. No. | Κ.Κ.Χ. N.R.T. | Ἀρ. No. | Κ.Κ.Χ. N.R.T. | Ἀρ. No. | Κ.Κ.Χ. N.R.T. | |
| I.90I | 3.860.398 | 726 | I.290.49I | 4.675 | 9.475.390 | I.598 | 2.770.323 | Grand total |
| 87 | 462.950 | I9 | I08.943 | 232 | I.2I5.798 | 39 | 204.777 | <u>NORTH AND CENTRAL AMERICA</u> |
| 72 | 4I0.539 | I3 | 80.774 | 202 | I.II8.762 | 3I | I66.859 | U.S.A. |
| 7 | I2.759 | 3 | II.800 | I9 | 4I.894 | 4 | I6.2I4 | Canada |
| 8 | 39.652 | 3 | I6.369 | II | 55.I42 | 4 | 2I.704 | Other (I) |
| 6 | I7.749 | 3 | 8.08I | I8 | 49.5II | 8 | I8.4I5 | <u>SOUTH AMERICA</u> |
| 6 | I7.749 | I | 2.069 | I2 | 3I.04I | 3 | 5.037 | Brazil |
| - | - | 2 | 6.0I2 | 6 | I8.470 | 5 | I3.378 | Other (2) |
| I89 | 45I.868 | 45 | I28.488 | 507 | I.II2.I76 | 99 | 260.338 | <u>WEST ASIA</u> |
| 3 | I8.244 | - | - | 23 | I59.754 | 3 | 37.534 | Iran |
| 80 | 262.320 | 3I | I0I.923 | I89 | 48I.747 | 53 | I50.528 | Israel |
| 46 | 67.567 | 6 | 5.899 | II3 | I90.263 | 2I | 28.270 | Cyprus |
| 26 | 45.7I3 | 3 | 3.37I | 98 | I54.744 | I3 | I9.553 | Lebanon |
| 30 | 47.696 | 5 | I7.295 | 7I | 98.003 | 7 | 2I.572 | Syria |
| 4 | I0.328 | - | - | I3 | 27.665 | 2 | 2.88I | Other (3) |
| I | 4.879 | - | - | 7 | 26.664 | I | 4.462 | <u>SOUTH ASIA</u> |
| - | - | - | - | 5 | I7.790 | I | 4.462 | India |
| I | 4.879 | - | - | 2 | 8.874 | - | - | Other (4) |
| 2 | 2I.466 | I | I6.7I8 | I6 | 73.397 | I | I6.7I8 | <u>EASTERN ASIA</u> |
| 2 | 2I.466 | I | I6.7I8 | I2 | 64.867 | I | I6.7I8 | Japan |
| - | - | - | - | 4 | 8.530 | - | - | Other (5) |
| 4 | 34.937 | 2 | 2I.395 | I6 | I66.655 | 7 | 70.388 | <u>OCEANEA</u> |
| 4 | 34.937 | 2 | 2I.395 | I6 | I66.655 | 7 | 70.388 | Australia |
| - | - | - | - | - | - | - | - | Other (6) |
| I5I | 245.387 | 65 | I06.643 | 337 | 570.I64 | I42 | 2I8.660 | <u>NORTH AFRICA</u> |
| I04 | I96.046 | 40 | 92.I22 | 237 | 426.658 | 90 | I75.308 | Egypt |
| 5 | 6.020 | I | 2.I6I | 8 | I6.332 | I | 2.I6I | Algeria |
| 34 | 32.I22 | 24 | I2.360 | 63 | 53.I36 | 46 | 26.775 | Libya |
| 6 | 7.594 | - | - | I5 | 32.338 | 3 | I0.999 | Marocco |
| 2 | 3.605 | - | - | I4 | 4I.700 | 2 | 2.9I7 | Tunisia |
| 2 | 2.085 | - | - | 9 | I8.6I0 | 3 | 8.489 | <u>WEST AFRICA</u> |
| - | - | - | - | 3 | 3.56I | I | 300 | Nigeria |
| 2 | 2.085 | - | - | 6 | I5.049 | 2 | 8.I89 | Other (7) |
| I0 | I8.236 | 2 | 4.I55 | 20 | 29.675 | 3 | 4.6II | <u>EASTERN AFRICA</u> |
| 5 | 9.940 | - | - | 7 | I0.649 | - | - | Sudan |
| 5 | 8.296 | 2 | 4.I55 | I3 | I9.026 | 3 | 4.6II | Other (8) |
| - | - | - | - | - | - | - | - | <u>SOUTH AFRICA</u> |
| - | - | - | - | - | - | - | - | Union of South Africa |
| - | - | - | - | - | - | - | - | Other (9) |
| I.443 | 2.58I.2I4 | 587 | 895.634 | 3.50I | 6.I85.099 | I.29I | I.962.279 | <u>EUROPE</u> |
| 2 | 2.7I0 | - | - | 2 | 2.7I0 | - | - | Albania |
| I0 | II.97I | I | 2.I09 | 36 | 48.57I | 4 | 8.4I0 | Belgium |
| 26 | 22.794 | II | 7.466 | 87 | 59.834 | 42 | 20.037 | Bulgaria |
| 30 | I45.808 | 25 | 5I.I79 | I87 | 33I.742 | 54 | 99.7I9 | France |
| 64 | I29.939 | 24 | 50.895 | I49 | 276.204 | 52 | 98.5I5 | a)Mediterranean ports |
| I6 | I5.869 | I | 284 | 38 | 55.538 | 2 | I.204 | b)Other ports |

IV : I2. Ναυτιλιακή κίνηση μετά τοῦ ἔξωτερικοῦ
 Ἀπόπλοι πλοίων, κατὰ χώρας προορισμοῦ. (συνέχεια)

| Χῶραι προορισμοῦ | Ἔτος 1963 - Year 1963 | | | | | | | |
|--|---------------------------------------|------------------|--|------------------|---|------------------|--|------------------|
| | Ἰούλιος-Σεπτέμβριος July-September | | | | Ἰανουάριος-Σεπτέμβριος January-September | | | |
| | Πλοῖα πάσης ἐθνικότητος Total | | Ἑλλ. μόνον πλοῖα Greek ships only | | Πλοῖα πάσης ἐθνικότητος Total | | Ἑλλ. μόνον πλοῖα Greek ships only | |
| | Ἀρ. No. | Κ.Κ.Χ. Γ.Ρ.Τ. | Ἀρ. No. | Κ.Κ.Χ. Ν.Ρ.Τ. | Ἀρ. No. | Κ.Κ.Χ. Ν.Ρ.Τ. | Ἀρ. No. | Κ.Κ.Χ. Ν.Ρ.Τ. |
| Γερμανία Ἀνατολική | 3 | 3.803 | - | - | 13 | 15.767 | - | - |
| Γερμανία Δυτική | 39 | 59.048 | 7 | 8.016 | 149 | 215.496 | 15 | 21.463 |
| Γιβραλτάρ | 4 | 5.710 | 3 | 4.522 | 18 | 58.738 | 14 | 43.430 |
| Γιουγκοσλαβία | 32 | 30.138 | 11 | 10.220 | 124 | 108.418 | 28 | 22.385 |
| Δανία | 4 | 5.988 | - | - | 19 | 26.880 | 1 | 2.521 |
| <u>Ε.Σ.Σ.Δ.</u> | 155 | 425.015 | 80 | 271.510 | 382 | 1.030.344 | 175 | 605.460 |
| α) Λιμ. Ἐξ. Πόντου | 127 | 372.082 | 80 | 271.510 | 345 | 954.208 | 173 | 600.717 |
| β) Λοιοὶ λιμένες | 28 | 52.933 | - | - | 37 | 76.136 | 2 | 4.743 |
| Ἴρλανδία | 2 | 2.370 | 1 | 263 | 3 | 4.052 | 1 | 263 |
| Ἰσλανδία | - | - | - | - | - | - | - | - |
| Ἰσπανία | 30 | 70.080 | 15 | 12.265 | 77 | 170.441 | 37 | 49.624 |
| Ἰταλία | 562 | 1.058.348 | 338 | 453.063 | 1.347 | 2.451.646 | 755 | 947.584 |
| Μάλτα | 3 | 23.812 | 2 | 4.917 | 24 | 86.007 | 6 | 22.959 |
| Μεγάλη Βρεταννία | 54 | 122.745 | 7 | 9.736 | 162 | 341.389 | 23 | 58.665 |
| Νορβηγία | 11 | 19.199 | - | - | 33 | 54.882 | - | - |
| Ὀλλανδία | 36 | 46.260 | - | - | 128 | 155.869 | 8 | 12.137 |
| Ὀγγαρία | 1 | 566 | - | - | 4 | 2.395 | - | - |
| Πολωνία | 5 | 15.311 | - | - | 25 | 56.944 | - | - |
| Πορτογαλλία | 3 | 7.243 | - | - | 12 | 28.541 | - | - |
| Ρουμανία | 72 | 98.264 | 49 | 65.503 | 187 | 229.752 | 119 | 144.723 |
| Σουηδία | 12 | 17.115 | 2 | 2.831 | 35 | 57.577 | 5 | 9.145 |
| <u>Τουρκία</u> | 319 | 461.054 | 104 | 67.964 | 690 | 1.037.528 | 203 | 114.428 |
| α) Λιμ. Ἐξ. Πόντου καὶ θαλάσσης Μαρμαρᾶ | 182 | 341.850 | 22 | 26.865 | 396 | 778.221 | 56 | 58.735 |
| β) Λιμένες Μεσογείου | 137 | 119.204 | 82 | 41.099 | 294 | 259.307 | 147 | 55.693 |
| Φινλανδία | 15 | 29.124 | 2 | 2.875 | 25 | 43.225 | 3 | 4.287 |
| <u>ΑΓΝΩΣΤΟΙ</u> | 2 | 649 | 1 | 362 | 7 | 23.121 | 3 | 11.382 |

Γενική παρατήρηση: Βλ. πίνακα IV:9.

Χώρα προορισμοῦ τοῦ πλοῖου θεωρεῖται ἡ χώρα εἰς ἣν θὰ ἐμφορτωθοῦν τὰ εἰς τοὺς ἑλλη-
 νικοὺς λιμένες φορτωθέντα ἐμπ/τα ἢ ἡ χώρα, εἰς ἣν θὰ ἀποβιβασθοῦν οἱ εἰς τοὺς ἑλλη-
 νικοὺς λιμένες ἐπιβιβασθέντες ἐπιβάται. Ὄταν τὰ εἰς τοὺς ἑλληνικοὺς λιμένες φορτωθέν-
 τα ἐμπ/τα ἢ οἱ ἐπιβιβασθέντες ἐπιβάται προορίζονται διὰ πλεονας τῆς μιᾶς χώρας τοῦ
 ἔξωτερικοῦ, τότε χώρα προορισμοῦ τοῦ πλοῖου θεωρεῖται ἡ χώρα τῆς τελευταίας ἐμφορτώ-
 σεως ἢ ἀποβίβασης. Διὰ τὰ ἀποπλεόσαντα πλοῖα χωρὶς νὰ παραλάβουν ἐμπ/τα ἢ ἐπιβάτας
 ἀπὸ ἑλληνικοὺς λιμένες, χώρα προορισμοῦ θεωρεῖται ἡ πρώτη χώρα, εἰς ἣν ταῦτα κατευ-
 θύνονται.

- (1) Ἀϊτή, Βερμοῦδι, Γουατεμάλα, Γροινλανδία, Γουαδελούπη, Δομινικανική Δημοκρατία
 Ἰαμαϊκή, Κόστα-Ρίκα, Κούβα, Μεξικόν, Μπαχάμαϊ Νῆσοι, Μικράραγια, Παναμᾶς, Ὀλ-
 λανδικαὶ Ἀντίλλαι, Ὀνδούρας, Σαλβαδῶρ, Τρινινταδ-Τομπάγκιο.
- (2) Ἀργεντινὴ, Βενεζουέλα, Βρεταννικὴ Γουιάνα, Γαλλικὴ Γουιάνα, Ἰσημερινός, Κολομ-
 βία, Οὐραγουάη, Περού, Σουρινάμ, Χιλή.
- (3) Ἀδεν, Ἰράν, Κοβέιτ, Μπαχρέιν, Ὀμάν καὶ Μασιάτ, Σαουδικὴ Ἀραβία, Τρασιάλ
 Ὀμάν, Ἰεμένη.
- (4) Βιετνάμ, Βιρμανία, Βρεταννικὴ Βόρνεο, Ἰνδουνησία, Καμπότζη, Κεϋλάνη, Ὁμοσπονδία
 Μαλαισίας, Πακιστάν, Σιγκαπούρη, Ταϊλάνδη, Φιλιππῖνοι.
- (5) Κίνα, Βόρειος Κορέα, Νότιος Κορέα, Μαϊάο, Φορμόζα, Τόγκι-Κόγκι.
- (6) Νέα Γουινέα, Νέα Ζηλανδία, Νέα Καληδονία.
- (7) Γαλλικὴ Δυτικὴ Ἀφρική, Γαλλικὴ Ἰσημερινὴ Ἀφρική, Γαμβία, Γιάνα, Κογιό, Γουϊ-
 νέα, Ἰσπανικὴ Σαχάρα, Καμερόν, Λιβερία, Σιέρα-Λεόνε, Τόγκο.
- (8) Βρεταννικὴ Σομαλία, Γαλλικὴ Σομαλία, Ἐρυθραία, Ζανζιβάρη, Κένυα, Σομαλία, Ταγ-
 νανζία.
- (9) Ἀγγόλα, Μαδαγασκάρη, Μοζαμβίκη, Νοτιοδυτικὴ Ἀφρική.

International shipping

Sailings of ships, by countries of destination (continued)

| Έτος 1962 - Year 1962 | | | | | | | | Country of destination |
|---|------------------|--|------------------|---|------------------|--|------------------|--|
| Ιούλιος-Σεπτέμβριος July - September | | | | Ιανουάριος-Σεπτέμβριος January - September | | | | |
| Πλοία πάσης έθνικότητας Total | | Έλλ. μόνον πλοία Greek ships only | | Πλοία πάσης έθνικότητας Total | | Έλλ. μόνον πλοία Greek ships only | | |
| Αρ. No. | Κ.Κ.Χ. N.R.T. | Αρ. No. | Κ.Κ.Χ. N.R.T. | Αρ. No. | Κ.Κ.Χ. N.R.T. | Αρ. No. | Κ.Κ.Χ. N.R.T. | |
| - | - | - | - | 7 | 8.680 | - | - | Eastern Germany |
| 63 | 110.546 | 3 | 7.574 | 148 | 239.182 | 8 | 15.700 | Western Germany |
| 6 | 4.940 | 2 | 566 | 7 | 5.101 | 3 | 727 | Gibraltar |
| 31 | 29.709 | 6 | 2.552 | 92 | 104.335 | 21 | 12.827 | Yugoslavia |
| 3 | 3.747 | - | - | 28 | 35.071 | - | - | Denmark |
| 133 | 409.331 | 62 | 210.738 | 332 | 954.454 | 149 | 508.153 | U.S.S.R. |
| 121 | 375.207 | 62 | 210.738 | 292 | 852.485 | 148 | 507.030 | a) Ports of Black Sea |
| 12 | 34.124 | - | - | 40 | 101.969 | 1 | 1.123 | b) Other ports |
| 2 | 1.694 | - | - | 4 | 2.903 | - | - | Ireland |
| - | - | - | - | - | - | - | - | Iceland |
| 14 | 37.524 | 5 | 7.395 | 46 | 102.661 | 21 | 16.705 | Spain |
| 543 | 1.097.273 | 289 | 441.009 | 1.183 | 2.328.292 | 608 | 899.555 | Italy |
| 4 | 4.377 | - | - | 17 | 20.303 | 2 | 450 | Malta |
| 78 | 114.016 | 10 | 17.329 | 195 | 310.184 | 23 | 48.387 | Unit. Kingdom |
| 10 | 16.432 | 1 | 1.114 | 27 | 53.742 | 1 | 1.114 | Norway |
| 34 | 30.768 | 2 | 1.815 | 116 | 118.924 | 9 | 11.918 | Netherlands |
| 2 | 1.086 | - | - | 7 | 4.534 | - | - | Hungary |
| 5 | 11.270 | - | - | 18 | 28.225 | - | - | Poland |
| 7 | 16.944 | 3 | 7.340 | 18 | 37.472 | 6 | 10.614 | Portugal |
| 85 | 86.861 | 51 | 44.871 | 179 | 238.479 | 100 | 119.703 | Rumania |
| 8 | 9.607 | 1 | 817 | 35 | 58.627 | 5 | 4.463 | Sweden |
| 288 | 400.469 | 114 | 90.943 | 711 | 1.065.969 | 234 | 182.980 | Turkey |
| 133 | 240.723 | 24 | 39.591 | 393 | 740.117 | 76 | 117.738 | a) Ports of Black Sea and Marmara Sea |
| 155 | 159.746 | 90 | 51.352 | 318 | 325.852 | 158 | 65.242 | b) Mediterranean ports |
| 9 | 11.337 | 1 | 817 | 19 | 25.104 | 1 | 817 | Finland |
| 6 | 19.627 | 2 | 434 | 12 | 27.641 | 4 | 1.166 | UNKNOWN |

General note: See table IV:9.

As country of destination of a ship is considered the one, in which the loaded cargo in Greek ports will be unloaded or the embarked passengers in Greek ports will be disembarked. In case that, the loaded cargo will be unloaded or the embarked passengers will be disembarked in more than one countries, as country of destination is considered the country in which the last part of the cargo will be unloaded or the last passengers, will be disembarked. In the case of ships cleared without cargo or passengers, as country of destination is considered the country of next port of call.

- (1) Haiti, Bermuda, Guatemala, Greenland, Guadeloupe, Dominican Republic, Jamaica, Costa-Rica, Cuba, Mexico, Bahamas, Nicaragua, Panama, Netherlands Antilles, Honduras, El. Salvador, Trinidad and Tobago.
- (2) Argentina, Venezuela, British Guiana, Fr. Guiana, Ecuador, Colombia, Uruguay, Peru, Surinam, Chile.
- (3) Aden, Irac, Kuwait, Bahrein, Oman and Muscat, South Arabia, Tracial Oman, Yemen.
- (4) Vietnam, Burma, British Borneo, Indonesia, Cambodia, Ceylon, Fed. of Malaya, Pakistan, Singapore, Thailand, Philippines.
- (5) China, North Korea, South Korea, Macao, Formosa, Hong-Kong.
- (6) New Guinea, New Zealand, New Caledonia.
- (7) Fr. West Africa, Fr. Eq. Africa, Gambia, Ghana, Congo, Guinea, Spanish Sahara, Liberia, Sierra-Leone, Togo, Cameroon's.
- (8) British Somaliland, Fr. Somaliland, Eritrea, Zanzibar, Kenya, Somaliland, Taganyika.
- (9) Angola, Madagascar, Mozabique, South-West Africa.

IV : 13. Ναυτιλιακή κίνηση μετά τοῦ ἐξωτερικοῦ

*Αποβιβασθέντες ἐπιβάται, κατὰ λιμένας.

| Λιμένες | Ἔτος 1963 | | | | | | | |
|-------------|--|---|--|---|--|---|--|--|
| | Ἰούλιος July | | Αὐγούστος August | | Σεπτέμβριος September | | Ἰούλιος - July - | |
| | Ἀπὸ πλοῦα πάσης ἐθνικότητος Total | Ἀπὸ ἐλλη- νικῶν μόνον πλοῦα From Greek ships only | Ἀπὸ πλοῦα πάσης ἐθνικότητος Total | Ἀπὸ ἐλλη- νικῶν μόνον πλοῦα From Greek ships only | Ἀπὸ πλοῦα πάσης ἐθνικότητος Total | Ἀπὸ ἐλλη- νικῶν μόνον πλοῦα From Greek ships only | Ἀπὸ πλοῦα πάσης ἐθνικότητος Total | Ἀπὸ πλοῦα πάσης ἐθνικότητος Total |
| Σύνολον | 40.948 | 26.503 | 39.456 | 26.160 | 24.678 | 15.004 | 105.082 | |
| Βαθὸ Σάμου | 11 | - | 38 | - | 65 | - | 114 | |
| Ἡγουμενίτσα | 3.838 | 1.848 | 4.482 | 2.149 | 1.845 | 789 | 10.215 | |
| Ἡράκλειον | - | - | - | - | 17 | - | 17 | |
| Θεσσαλονίκη | 7 | - | 3 | - | 27 | 4 | 37 | |
| Ἰτέα | 32 | - | - | - | - | - | 32 | |
| Καλαμάτα | 1 | 1 | 1 | - | - | - | 2 | |
| Κέρκυρα | 4.827 | 1.858 | 4.830 | 2.268 | 2.637 | 1.090 | 12.294 | |
| Μυτιλήνη | 5 | 5 | 52 | 52 | - | - | 57 | |
| Πάτραι | 11.701 | 8.349 | 9.352 | 6.019 | 5.042 | 2.881 | 26.095 | |
| Πειραιεὺς | 19.453 | 15.788 | 18.791 | 14.535 | 13.456 | 9.375 | 51.700 | |
| Ρόδος | - | - | - | - | - | - | - | |
| Ρόδος | 667 | 298 | 1.329 | 559 | 1.086 | 362 | 3.082 | |
| Χίος | 356 | 356 | 578 | 578 | 503 | 503 | 1.437 | |
| Λοιποὶ | - | - | - | - | - | - | - | |

Παρατήρησις: Δέν περιλαμβάνονται οἱ ἀποβιβασθέντες ἐπιβάται ἀπὸ τουριστικὰ πλοῦα καὶ θαλαμηγούς.

IV : 14. Ναυτιλιακή κίνηση μετά τοῦ ἐξωτερικοῦ

*Ἐπιβιβασθέντες ἐπιβάται, κατὰ λιμένας

| Λιμένες | Ἔτος 1963 | | | | | | | |
|-------------|---|--|---|--|---|--|---|---|
| | Ἰούλιος July | | Αὐγούστος August | | Σεπτέμβριος September | | Ἰούλιος - July - | |
| | Ἐπὶ πλοίων πάσης ἐθνικότητος Total | Ἐπὶ ἐλλη- νικῶν μόνον πλοίων On Greek ships only | Ἐπὶ πλοίων πάσης ἐθνικότητος Total | Ἐπὶ ἐλλη- νικῶν μόνον πλοίων On Greek ships only | Ἐπὶ πλοίων πάσης ἐθνικότητος Total | Ἐπὶ ἐλλη- νικῶν μόνον πλοίων On Greek ships only | Ἐπὶ πλοίων πάσης ἐθνικότητος Total | Ἐπὶ πλοίων πάσης ἐθνικότητος Total |
| Σύνολον | 29.913 | 17.919 | 53.069 | 38.132 | 33.118 | 22.905 | 116.100 | |
| Βαθὸ Σάμου | 16 | - | 126 | - | 13 | - | 155 | |
| Ἡγουμενίτσα | 2.312 | 1.091 | 5.390 | 3.177 | 2.373 | 1.205 | 10.075 | |
| Ἡράκλειον | - | - | - | - | - | - | - | |
| Θεσσαλονίκη | 9 | - | 28 | - | 26 | 2 | 63 | |
| Ἰτέα | 2 | - | - | - | - | - | 2 | |
| Καλαμάτα | 2 | 1 | - | - | 1 | - | 3 | |
| Κέρκυρα | 3.357 | 1.689 | 5.830 | 2.841 | 4.191 | 2.153 | 13.378 | |
| Μυτιλήνη | 24 | 24 | 110 | 110 | - | - | 134 | |
| Πάτραι | 7.372 | 2.561 | 13.025 | 8.207 | 8.551 | 5.747 | 28.948 | |
| Πειραιεὺς | 16.140 | 12.249 | 26.859 | 22.792 | 16.903 | 13.271 | 59.902 | |
| Ρόδος | - | - | - | - | - | - | - | |
| Ρόδος | 447 | 72 | 1.147 | 451 | 755 | 222 | 2.349 | |
| Χίος | 232 | 232 | 554 | 554 | 305 | 305 | 1.091 | |
| Λοιποὶ | - | - | - | - | - | - | - | |

Παρατήρησις: Δέν περιλαμβάνονται οἱ ἐπιβιβασθέντες ἐπιβάται εἰς τουριστικὰ πλοῦα καὶ θαλαμηγούς.

International shipping
Passengers disembarked, by ports.

| Year 1963 | | Έτος 1962 - Year 1962 | | | | Port | |
|---|---|---|---|---|---------|---------|-------------|
| Σεπτέμβρ. Sept. | Ιαν.-Σεπτέμβριος Jan.-September | Ιούλ.-Σεπτέμβριος July-September | Ιαν.-Σεπτέμβριος Jan.-September | | | | |
| Από ελληνικά μόνον πλοία From Greek ships only | Από ελληνικά μόνον πλοία From Greek ships only | Από ελληνικά μόνον πλοία From Greek ships only | Από ελληνικά μόνον πλοία From Greek ships only | Από ελληνικά μόνον πλοία From Greek ships only | | | |
| 69.667 | 166.558 | 108.795 | 94.771 | 64.445 | 156.251 | 104.579 | Total |
| - | 114 | - | - | - | 6 | - | Vathy Samou |
| 4.786 | 14.380 | 6.809 | 8.264 | 4.364 | 11.533 | 6.178 | Igoumenitsa |
| - | 25 | - | 213 | - | 422 | - | Iraclion |
| 4 | 148 | 5 | 6 | - | 76 | - | Salonika |
| - | 32 | - | - | - | 1.083 | - | Itea |
| I | 4 | 3 | - | - | 11 | 6 | Kalamata |
| 5.216 | 19.642 | 8.326 | 12.489 | 6.778 | 18.783 | 10.375 | Corfu |
| 57 | 57 | 57 | 406 | 406 | 406 | 406 | Mytilini |
| 17.249 | 39.155 | 24.731 | 20.692 | 12.910 | 32.751 | 19.616 | Patras |
| 39.698 | 87.486 | 65.056 | 50.774 | 38.532 | 88.457 | 66.044 | Piraeus |
| - | 47 | - | - | - | 1 | 1 | Pylos |
| 1.219 | 3.550 | 1.391 | 1.127 | 658 | 1.498 | 818 | Rhodes |
| 1.437 | 1.912 | 1.912 | 794 | 794 | 1.112 | 1.112 | Chios |
| - | 6 | 5 | 6 | 3 | 112 | 23 | Other ports |

Note: Passengers disembarked from cruise ships and yachts are not included.

International shipping
Passengers embarked, by ports.

| Year 1963 | | Έτος 1962 - Year 1962 | | | | Port | |
|---|---|---|---|---|---------|---------|-------------|
| Σεπτέμβρ. Sept. | Ιαν.-Σεπτέμβριος Jan.-September | Ιούλ.-Σεπτέμβριος July-September | Ιαν.-Σεπτέμβριος Jan.-September | | | | |
| Επί ελληνικών μόνον πλοίων On Greek ships only | Επί ελληνικών μόνον πλοίων On Greek ships only | Επί ελληνικών μόνον πλοίων On Greek ships only | Επί ελληνικών μόνον πλοίων On Greek ships only | Επί ελληνικών μόνον πλοίων On Greek ships only | | | |
| 78.956 | 190.519 | 129.743 | 109.810 | 81.783 | 181.342 | 133.866 | Total |
| - | 155 | - | - | - | 4 | - | Vathy Samou |
| 5.473 | 13.378 | 7.473 | 6.968 | 3.421 | 9.461 | 4.926 | Igoumenitsa |
| - | 118 | - | 33 | - | 416 | 150 | Iraclion |
| 2 | 201 | 2 | - | - | - | - | Salonika |
| - | 2 | - | 1 | - | 1.160 | - | Itea |
| I | 12 | 10 | - | - | 5 | 2 | Kalamata |
| 6.683 | 19.627 | 9.911 | 13.790 | 7.627 | 18.508 | 10.624 | Corfu |
| 134 | 134 | 134 | 265 | 263 | 265 | 263 | Mytilini |
| 16.515 | 41.541 | 22.697 | 25.388 | 16.323 | 36.702 | 22.533 | Patras |
| 48.312 | 110.976 | 87.153 | 61.386 | 52.681 | 112.047 | 93.304 | Piraeus |
| - | 83 | - | - | - | 12 | 12 | Pylos |
| 745 | 2.750 | 821 | 1.130 | 625 | 1.550 | 869 | Rhodes |
| 1.091 | 1.535 | 1.535 | 833 | 832 | 1.160 | 1.159 | Chios |
| - | 7 | 7 | 11 | 11 | 52 | 24 | Other ports |

Note: Passengers embarked on cruise ships and yachts are not included.

IV : 15. Ναυτιλιακή κίνηση μετά του εξωτερικού

*Ειφορτωθέντα εμπορεύματα, κατά λιμένας

Είς μετρικούς τόννους

| Λιμένες | Έτος 1963 | | | | | | | |
|------------------|---|--|---|--|---|--|---|---|
| | Ιούλιος July | | Αύγουστος August | | Σεπτέμβριος September | | Ιούλιος July | |
| | Από πλοία πάρσις έθνικότητας Total | Από ελλη- νικά μόνον πλοία From Greek ships only | Από πλοία πάρσις έθνικότητας Total | Από ελλη- νικά μόνον πλοία From Greek ships only | Από πλοία πάρσις έθνικότητας Total | Από ελλη- νικά μόνον πλοία From Greek ships only | Από πλοία πάρσις έθνικότητας Total | Από πλοία πάρσις έθνικότητας Total |
| | | | | | | | | |
| Σύνολον | 850.355 | 517.480 | 680.065 | 304.223 | 666.936 | 378.178 | 2.197.356 | |
| *Αγία Γαλήνη | - | - | - | - | - | - | - | |
| *Άγιος Νικολάος | 13.419 | 13.419 | 16.364 | 4.242 | 20.887 | 20.824 | 50.670 | |
| Αίγιον | 2.087 | 1.781 | 854 | 109 | 1.009 | - | 3.950 | |
| *Αλεξανδρούπολις | 7.443 | 7.443 | 16.521 | 1.545 | 4.587 | 4.587 | 28.551 | |
| *Αλιβέριον | - | - | - | - | - | - | - | |
| *Αμφιλοχία | 836 | - | - | - | - | - | 836 | |
| *Αντικίρα | - | - | 16.600 | - | - | - | 16.600 | |
| *Αργοστόλιον | - | - | 78 | 78 | - | - | 78 | |
| *Αστακός | - | - | - | - | - | - | - | |
| *Αταλάντη | - | - | - | - | - | - | - | |
| Βαθό Σάμου | 253 | - | 100 | - | - | - | 353 | |
| Βόλος | 4.369 | 1.152 | 21.912 | 2.694 | 24.856 | 6.907 | 51.137 | |
| Γερακινή | - | - | 14 | 4 | - | - | 14 | |
| Γόρθειον | - | - | - | - | - | - | - | |
| *Ελευσίς | 88.707 | 75.814 | 77.114 | 49.482 | 71.757 | 45.027 | 237.570 | |
| *Ερμιόνη | - | - | - | - | - | - | - | |
| Ζάκυνθος | - | - | - | - | - | - | - | |
| *Ηράκλειον | 2.844 | 1.453 | 4.015 | 204 | 1.880 | 1.206 | 8.730 | |
| Θεσσαλονίκη | 53.616 | 11.883 | 94.652 | 13.256 | 106.980 | 35.667 | 255.243 | |
| Θήρα | - | - | - | - | - | - | - | |
| *Ισθμία | 2.980 | - | - | - | - | - | 2.980 | |
| *Ιτέα | - | - | - | - | 582 | 510 | 582 | |
| Καβάλα | 11.566 | 10.731 | 1.000 | 874 | 5.794 | 5.794 | 18.360 | |
| Καλαμάτα | 1.598 | 1.012 | 2.924 | 824 | 9.018 | 619 | 13.541 | |
| Καλοί λιμένες | - | - | 16.400 | - | 17.991 | - | 34.391 | |
| Κάλυμνος | - | - | - | - | - | - | - | |
| Καρλόβασι | 100 | - | - | - | 32 | - | 132 | |
| Κάρπαθος | - | - | - | - | - | - | - | |
| Κάσος | - | - | - | - | - | - | - | |
| Κατάκολον | - | - | 1.400 | 720 | 850 | 850 | 2.250 | |
| Κεραμωτή | - | - | - | - | - | - | - | |
| Κέρκυρα | 79 | 3 | 207 | 53 | 1.294 | 128 | 1.580 | |
| Κέφαλος | - | - | - | - | - | - | - | |
| Κιάτον | - | - | - | - | - | - | - | |
| Κίμωλος | - | - | - | - | - | - | - | |
| Κόρινθος | 242 | 242 | - | - | - | - | 242 | |
| Κυμάσιον | - | - | - | - | - | - | - | |
| Κύμη | - | - | - | - | - | - | - | |
| Κως | - | - | - | - | - | - | - | |
| Λάρυμνα | - | - | - | - | 425 | 425 | 425 | |
| Λαύριον | - | - | 1.475 | 1.100 | 1.362 | - | 2.837 | |
| Λέρος | - | - | - | - | - | - | - | |
| Λευκάς | - | - | 2.549 | 1.249 | 1.572 | 92 | 4.121 | |
| Ληξούριον | - | - | - | - | - | - | - | |
| Λιμενάρια | - | - | - | - | - | - | - | |
| Λίμνη | - | - | - | - | - | - | - | |
| Μέγαρα | 362.914 | 268.089 | 111.601 | 111.601 | 155.239 | 155.239 | 629.754 | |

International shipping
Goods unloaded, by ports


Metric tons

| Year 1963 | | | Έτος 1962 - Year 1962 | | | | Port |
|---|---|---|---|---|---|---|-----------------|
| Σεπτέμβρ. Sept. | Ιαν.-Σεπτέμβριος Jan.-September | Ιούλ.-Σεπτέμβριος July-September | Ιαν.-Σεπτέμβριος Jan.-September | | | | |
| Από ελληνικά μόνον πλοία From Greek ships only | Από ελληνικά πλοία πάσης εθνικότητας Total | Από ελληνικά μόνον πλοία From Greek ships only | Από ελληνικά πλοία πάσης εθνικότητας Total | Από ελληνικά μόνον πλοία From Greek ships only | Από ελληνικά πλοία πάσης εθνικότητας Total | Από ελληνικά μόνον πλοία From Greek ships only | |
| I.199.381 | 5.673.170 | 3.006.727 | I.588.764 | 806.976 | 4.716.543 | 2.340.874 | Total |
| - | - | - | - | - | - | - | Aghia Galini |
| 33.485 | 154.089 | 141.904 | 37.318 | 15.114 | 61.406 | 39.202 | Aghios Nicolaos |
| I.090 | 12.566 | 3.361 | 4.476 | I.135 | 8.993 | I.135 | Aigion |
| 13.575 | 31.736 | 14.236 | 18.447 | 5.068 | 22.896 | 9.269 | Alexandroupolis |
| - | - | - | - | - | 10.467 | 10.467 | Aliverion |
| - | 3.032 | - | - | - | - | - | Amfilokhia |
| - | 40.248 | - | 23.556 | - | 46.216 | - | Anticyra |
| 78 | 78 | 78 | - | - | - | - | Argostolion |
| - | 800 | - | - | - | - | - | Astacos |
| - | - | - | - | - | - | - | Atalanti |
| - | 353 | - | 365 | - | 365 | - | Vathy Samou |
| 10.753 | 67.388 | 16.825 | 36.154 | 17.514 | 57.157 | 31.930 | Volos |
| 4 | 21 | 11 | 4 | 4 | 40 | 11 | Yerakini |
| - | 467 | 342 | 1.003 | 1.003 | 1.003 | 1.003 | Yithion |
| 170.323 | 618.879 | 445.134 | 131.993 | 83.335 | 477.757 | 252.402 | Eleusis |
| - | 1.024 | 1.024 | - | - | - | - | Ermioni |
| - | - | - | - | - | - | - | Zante |
| 2.863 | 24.000 | 6.553 | 17.153 | 3.041 | 27.790 | 8.156 | Iraclion |
| 60.303 | 651.497 | 113.696 | 111.866 | 15.979 | 397.869 | 68.747 | Salonika |
| - | - | - | - | - | - | - | Thira |
| - | 8.580 | - | - | - | 392 | 220 | Isthmia |
| 510 | 708 | 510 | - | - | 563 | - | Itea |
| 17.399 | 29.065 | 23.132 | 14.907 | 5.380 | 26.622 | 9.577 | Kavala |
| 2.455 | 25.287 | 9.554 | 24.502 | 6.695 | 34.403 | 14.877 | Kalamata |
| - | 151.391 | - | - | - | - | - | Kali Limenes |
| - | - | - | - | - | 111 | 110 | kalymnos |
| - | 279 | 85 | 100 | - | 200 | 100 | Karlovassi |
| - | - | - | - | - | - | - | Karpathos |
| - | - | - | 19 | - | 19 | - | Cassos |
| I.570 | 3.888 | I.570 | 9.050 | - | 10.785 | I.000 | Katakolon |
| - | - | - | - | - | - | - | Keramoti |
| 134 | 2.449 | 562 | 557 | 147 | 1.546 | 328 | Corfu |
| - | - | - | - | - | - | - | Kefalos |
| - | - | - | - | - | - | - | Kiaton |
| - | - | - | - | - | - | - | Kimolos |
| 242 | 425 | 343 | - | - | - | - | Korinthos |
| - | - | - | - | - | - | - | Kymassion |
| - | - | - | - | - | - | - | Kymi |
| - | - | - | 30 | 30 | 30 | 30 | Kos |
| 425 | I.063 | I.063 | - | - | - | - | Larymna |
| I.100 | 6.676 | 2.990 | 3.726 | 2.050 | 6.394 | 2.637 | Lavrion |
| - | - | - | - | - | 100 | - | Leros |
| I.341 | 4.581 | I.719 | 68 | 21 | 752 | 516 | Levkas |
| - | - | - | - | - | - | - | Lixourion |
| - | - | - | - | - | - | - | Limenaria |
| - | - | - | - | - | - | - | Limni |
| 534.929 | I.428.573 | I.332.715 | 414.572 | 413.943 | I.293.112 | I.185.581 | Megara |

IV : 15. Ναυτιλιακή κίνηση μετά τοῦ ἔξωτερικοῦ
 Ἐπιφορτωθέντα ἔμπορεύματα, κατὰ λιμένας. (συνέχεια)

Εἰς μετρικούς τόνους


| Λιμένες | Ἔτος 1963 | | | | | | | |
|--------------|--|--|--|--|--|--|--|--|
| | Ἰούλιος July | | Αὐγουστος August | | Σεπτέμβριος September | | Ἰούλιος- July | |
| | Ἀπό πλοῖα πᾶσης ἐθνικότητος Total | Ἀπό ἑλλη- νικά μόνον πλοῖα From Greek ships only | Ἀπό πλοῖα πᾶσης ἐθνικότητος Total | Ἀπό ἑλλη- νικά μόνον πλοῖα From Greek ships only | Ἀπό πλοῖα πᾶσης ἐθνικότητος Total | Ἀπό ἑλλη- νικά μόνον πλοῖα From Greek ships only | Ἀπό πλοῖα πᾶσης ἐθνικότητος Total | Ἀπό πλοῖα πᾶσης ἐθνικότητος Total |
| Μεσολόγγιον | - | - | - | - | - | - | - | - |
| Μήλος | - | - | - | - | - | - | - | - |
| Μόλυβος | - | - | - | - | 722 | 722 | - | 722 |
| Μύκονος | - | - | - | - | - | - | - | - |
| Μυρίνα | - | - | - | - | - | - | - | - |
| Μυτιλήνη | 103 | 30 | 1.090 | 1.090 | 4.236 | - | - | 5.429 |
| Πάφος | - | - | - | - | - | - | - | - |
| Ναύπαιτος | - | - | - | - | - | - | - | - |
| Ναύπλιον | - | - | 2.600 | - | 11.610 | 5.144 | - | 14.210 |
| Νέα Μουδανιά | 2.590 | 2.590 | 1.290 | 1.290 | - | - | - | 3.880 |
| Νέσυρος | - | - | - | - | - | - | - | - |
| Πάρος | - | - | - | - | - | - | - | - |
| Πάτρα | 12.633 | 2.512 | 11.442 | 1.825 | 19.004 | 14.110 | - | 43.079 |
| Παχεῖα Ἄμμος | - | - | - | - | - | - | - | - |
| Πειραιεύς | 241.190 | 95.792 | 242.036 | 107.640 | 171.103 | 60.339 | - | 654.329 |
| Πέραμα | 2.475 | 2.475 | 2.318 | 2.318 | 2.565 | 2.565 | - | 7.358 |
| Πέτρα | - | - | - | - | - | - | - | - |
| Πλότρα | - | - | - | - | - | - | - | - |
| Πόρτο-Λάγος | - | - | - | - | - | - | - | - |
| Πρέβεζα | 30 | - | 765 | 765 | 6.300 | - | - | 7.095 |
| Πυθαγόρειον | - | - | - | - | - | - | - | - |
| Ρόλος | 17.000 | 17.000 | 17.000 | - | 13.000 | 13.000 | - | 47.000 |
| Ρέθυμνον | - | - | - | - | - | - | - | - |
| Ρόδος | 1.251 | 581 | 1.328 | 424 | 1.018 | 445 | - | 3.597 |
| Σέριφος | - | - | - | - | - | - | - | - |
| Σητεία | - | - | - | - | - | - | - | - |
| Σούδα | 11.185 | 179 | 1.101 | 43 | 1.400 | 750 | - | 13.686 |
| Στρατώνιον | - | - | - | - | - | - | - | - |
| Στυλῖς | 3.030 | 3.030 | 6.218 | 250 | 2.769 | - | - | 12.017 |
| Σύρος | - | - | - | - | - | - | - | - |
| Τήνος | - | - | - | - | - | - | - | - |
| Χαλκῖς | 5.786 | 240 | 6.754 | 200 | 7.058 | 3.192 | - | 19.598 |
| Χανιά | - | - | - | - | - | - | - | - |
| Χίος | 29 | 29 | 343 | 343 | 36 | 36 | - | 403 |
| Ἔρεοι | - | - | - | - | - | - | - | - |
| Ἔρωπος | - | - | - | - | - | - | - | - |



International shipping
Goods unloaded, by ports.(continued)

Metric tons

| Year 1963 | | | Έτος 1962 - Year 1962 | | | | Port |
|---|--------------------------------------|---|--------------------------------------|---|--------------------------------------|---|--------------|
| Σεπτέμβρ. Sept. | Ίαν.-Σεπτέμβριος Jan.-September | | Ίουλ.-Σεπτέμβριος July-September | Ίαν.-Σεπτέμβριος Jan.-September | | | |
| Από ελληνικά μόνον πλοία From Greek ships only | Από πλοία πάσης εθνικότητας Total | Από ελληνικά μόνον πλοία From Greek ships only | Από πλοία πάσης εθνικότητας Total | Από ελληνικά μόνον πλοία From Greek ships only | Από πλοία πάσης εθνικότητας Total | Από ελληνικά μόνον πλοία From Greek ships only | |
| - | - | - | - | - | - | - | Messolongion |
| - | - | - | - | - | - | - | Milos |
| 722 | 722 | 722 | - | - | - | - | Molyvos |
| - | - | - | - | - | - | - | Myconos |
| - | - | - | - | - | 20 | 20 | Myrina |
| I.120 | 5.800 | I.420 | 4.913 | 208 | 6.233 | 738 | Mytilini |
| - | - | - | - | - | - | - | Naxos |
| - | - | - | - | - | - | - | Navpaktos |
| 5.144 | 21.991 | 5.565 | 15.275 | I.560 | 15.365 | I.560 | Nauplion |
| 3.880 | 5.431 | 3.880 | 4.545 | - | 4.545 | - | Nea Moudania |
| - | - | - | - | - | - | - | Nisyros |
| - | I | - | 75 | 75 | 75 | 75 | Paros |
| I8.447 | 97.583 | 38.203 | 37.438 | 6.883 | 78.361 | I9.397 | Patras |
| - | - | - | - | - | - | - | Pachia Ammos |
| 265.771 | I.959.405 | 752.272 | 561.534 | I98.428 | I.775.700 | 591.996 | Pireaus |
| 7.358 | I3.330 | I3.330 | II.276 | II.276 | I6.712 | I6.712 | Perama |
| - | - | - | - | - | - | - | Petra |
| - | - | - | - | - | - | - | Plytra |
| - | 205 | 205 | 375 | 375 | 767 | 375 | Porto-Lagos |
| 765 | II.429 | 4.089 | 8.738 | - | 8.986 | I40 | Preveza |
| - | - | - | - | - | - | - | Pythagorion |
| 30.000 | I34.247 | 55.620 | 49.500 | 500 | 231.203 | 49.447 | Pylos |
| - | - | - | - | - | - | - | Rethymnon |
| I.450 | 8.340 | I.615 | 4.633 | I.351 | 9.417 | 2.459 | Rhodes |
| - | - | - | - | - | - | - | Serifos |
| - | 40 | - | - | - | - | - | Sitia |
| 972 | 86.265 | 1.825 | 9.810 | 6.174 | 28.791 | 6.433 | Souda |
| - | - | - | - | - | - | - | Stratonion |
| 3.280 | I9.093 | 3.540 | 5.350 | - | II.570 | 986 | Stylis |
| - | 3.692 | - | 302 | - | 302 | - | Syros |
| - | 212 | - | - | - | - | - | Tenos |
| 3.632 | 35.522 | 6.109 | 24.677 | 9.330 | 38.782 | I2.412 | Chalkis |
| - | - | - | - | - | - | - | Canea |
| 408 | 420 | 420 | 457 | 357 | 926 | 826 | Chios |
| - | - | - | - | - | - | - | Orei |
| - | 294 | - | - | - | I.800 | - | Oropos |



IV : 16. Ναυτιλιακή κίνηση μετά τοῦ ἐξωτερικοῦ
Φορτωθέντα ἐμπορεύματα, κατὰ λιμένας

Εἰς μετρικούς τόννους

| Λιμένες | Ἔτος 1963 | | | | | | | |
|-----------------|---|--|---|--|---|--|---|---|
| | Ἰούλιος July | | Αὐγουστος August | | Σεπτέμβριος September | | Ἰούλιος- July - | |
| | Ἐπὶ πλοίων πάσης ἐθνικότητος Total | Ἐπὶ ἑλλη- νικῶν μόνον πλοίων On Greek ships only | Ἐπὶ πλοίων πάσης ἐθνικότητος Total | Ἐπὶ ἑλλη- νικῶν μόνον πλοίων On Greek ships only | Ἐπὶ πλοίων πάσης ἐθνικότητος Total | Ἐπὶ ἑλλη- νικῶν μόνον πλοίων On Greek ships only | Ἐπὶ πλοίων πάσης ἐθνικότητος Total | Ἐπὶ πλοίων πάσης ἐθνικότητος Total |
| Σύνολον | 272.226 | 49.634 | 183.018 | 24.414 | 168.561 | 41.338 | 623.805 | |
| Ἀγία Γαλήνη | - | - | - | - | - | - | - | |
| Ἅγιος Νικόλαος | 899 | - | - | - | - | - | 899 | |
| Ἀγίου | - | - | 1.465 | - | 119 | - | 1.584 | |
| Ἀλεξανδρούπολις | - | - | - | - | - | - | - | |
| Ἀλιβέριον | - | - | - | - | - | - | - | |
| Ἀμφιλοχία | - | - | - | - | - | - | - | |
| Ἀντιούρα | 37.495 | 7.135 | 28.796 | - | 33.299 | - | 99.590 | |
| Ἀργοστόλιον | - | - | - | - | 178 | 178 | 178 | |
| Ἀσταύς | - | - | - | - | - | - | - | |
| Ἀταλάντη | - | - | - | - | - | - | - | |
| Βαθὸ Σάμου | 857 | - | 63 | - | 94 | - | 1.014 | |
| Βόλος | 1.295 | 620 | 571 | 48 | 1.342 | 750 | 3.208 | |
| Γερακινή | 3.980 | 1.780 | 3.625 | 605 | 3.822 | 1.212 | 11.427 | |
| Γόθειον | - | - | - | - | 353 | 154 | 353 | |
| Ἐλευσίς | 32.681 | 7.012 | 31.501 | 4.390 | 22.732 | 7.065 | 86.914 | |
| Ἐρμιόνη | 3.000 | 3.000 | 1.050 | 1.050 | 3.100 | 3.100 | 7.150 | |
| Ζάκυνθος | 105 | - | 196 | - | 515 | - | 816 | |
| Ἡράκλειον | 3.525 | 188 | 3.755 | 3 | 10.540 | 1.231 | 17.829 | |
| Θεσσαλονίκη | 17.245 | 749 | 8.801 | 875 | 8.877 | 2.295 | 34.925 | |
| Θήρα | 760 | - | 145 | - | - | - | 905 | |
| Ἰσθμία | 945 | - | 1.080 | - | 85 | 85 | 2.110 | |
| Ἰτέα | 115.561 | 10.174 | 51.459 | 6.200 | 40.065 | 14.071 | 207.005 | |
| Καβάλα | 1.211 | - | 338 | - | 2.178 | - | 3.727 | |
| Καλαμάτα | 3.482 | 1.035 | 3.310 | - | 3.861 | - | 10.653 | |
| Καλοὶ Λιμένες | - | - | - | - | - | - | - | |
| Κάλυμνος | - | - | - | - | - | - | - | |
| Καρλόβασι | 236 | 32 | 141 | - | 289 | - | 608 | |
| Κάρπαθος | - | - | - | - | - | - | - | |
| Κατάκολον | 1.292 | - | 2.925 | - | 663 | - | 4.880 | |
| Κεραμωτή | - | - | - | - | - | - | - | |
| Κέρκυρα | 66 | 23 | 143 | 25 | 24 | 4 | 233 | |
| Κέφαλος | - | - | 720 | - | 850 | - | 1.570 | |
| Κιάτον | - | - | - | - | - | - | - | |
| Κίμωλος | 2.270 | 350 | 1.020 | - | 1.500 | - | 4.790 | |
| Κόρινθος | 23 | - | 67 | - | 135 | - | 225 | |
| Κυμάσιον | 4.007 | 1.350 | 2.500 | 1.450 | 3.265 | - | 9.772 | |
| Κόμη | - | - | - | - | - | - | - | |
| Κώς | - | - | - | - | - | - | - | |
| Λάρυμνα | - | - | - | - | - | - | - | |
| Λαύριον | 2.214 | 2.214 | - | - | 100 | - | 2.314 | |
| Λέρος | - | - | - | - | - | - | - | |
| Λευκάς | 167 | - | 200 | - | 809 | 118 | 1.176 | |
| Ληξούριον | - | - | - | - | - | - | - | |
| Λιμενάρια | 4.000 | - | - | - | - | - | 4.000 | |
| Λίμνη | - | - | - | - | 637 | 550 | 637 | |
| Μέγαρα | 50 | 50 | - | - | - | - | 50 | |

International shipping
Goods loaded, by ports.


Metric tons

| Year 1963 | | | Έτος 1962 - Year 1962 | | | | Port |
|---|---|---|---|---|---|---------|-----------------|
| Σεπτέμβρ. Sept. | Ιαν.-Σεπτέμβριος Jan.-September | Ιούλ.-Σεπτέμβριος July-September | Ιαν.-Σεπτέμβριος Jan.-Sept. | | | | |
| Επί ελληνικών πλοίων On Greek ships only | Επί ελληνικών πλοίων On Greek ships only | Επί ελληνικών πλοίων On Greek ships only | Επί ελληνικών πλοίων On Greek ships only | Επί ελληνικών πλοίων On Greek ships only | Επί ελληνικών πλοίων On Greek ships only | | |
| 115.386 | 1.775.635 | 411.070 | 551.038 | 92.942 | 1.691.383 | 286.582 | Total |
| - | 160 | - | - | - | 350 | - | Aghia Galini |
| - | 4.102 | 1.950 | 634 | - | 3.172 | 285 | Aghios Nicolaos |
| - | 11.680 | 459 | 3.874 | - | 12.990 | - | Aigion |
| - | 422 | 20 | 312 | 312 | 2.434 | 742 | Alexandroupolis |
| - | - | - | - | - | - | - | Aliverion |
| - | 120 | 120 | - | - | - | - | Amfilekhia |
| 7.135 | 204.977 | 30.235 | 28.734 | 3.209 | 103.416 | 3.209 | Anticyra |
| 173 | 173 | 173 | - | - | - | - | Argostolion |
| - | - | - | - | - | - | - | Astacos |
| - | 7.050 | - | - | - | 1.437 | 1.159 | Atalanti |
| - | 3.136 | - | 1.625 | 301 | 4.519 | 301 | Vathy Samou |
| 1.413 | 23.409 | 5.231 | 6.950 | 3.509 | 16.183 | 4.761 | Volos |
| 3.597 | 32.170 | 11.428 | 11.665 | 5.122 | 29.835 | 11.504 | Yerakini |
| 154 | 6.138 | 2.200 | 174 | 110 | 7.331 | 5.734 | Yithion |
| 18.467 | 228.695 | 33.401 | 79.001 | 14.920 | 263.557 | 53.022 | Eleusis |
| 7.150 | 19.743 | 19.740 | 2.940 | 2.940 | 5.490 | 5.490 | Ermioni |
| - | 2.249 | 398 | 268 | 63 | 1.412 | 489 | Zante |
| 1.422 | 57.218 | 2.260 | 24.581 | 1.131 | 42.387 | 4.052 | Iraclion |
| 3.919 | 123.650 | 15.426 | 17.137 | 1.747 | 145.500 | 14.473 | Salonika |
| - | 3.003 | - | 751 | 650 | 3.381 | 3.020 | Thira |
| 85 | 6.441 | 2.286 | 833 | 50 | 8.434 | 1.722 | Isthmia |
| 30.445 | 524.058 | 97.561 | 139.610 | 5.050 | 434.376 | 17.143 | Itea |
| - | 22.370 | 1.516 | 2.469 | 333 | 10.246 | 846 | Kavala |
| 1.035 | 22.184 | 7.259 | 10.357 | 3.538 | 23.847 | 8.226 | Kalamata |
| - | - | - | - | - | - | - | Kali Limenes |
| - | - | - | - | - | 150 | 150 | Kalymnos |
| 32 | 1.437 | 413 | 239 | 47 | 945 | 633 | Karlovassi |
| - | 330 | - | 420 | - | 420 | - | Karpathos |
| - | 11.914 | 801 | 6.430 | 198 | 16.857 | 1.395 | Katakolon |
| - | - | - | - | - | - | - | Keramoti |
| 52 | 1.338 | 763 | 644 | 75 | 977 | 171 | Corfu |
| - | 6.015 | 300 | 2.380 | - | 5.045 | - | Kefalos |
| - | - | - | - | - | 3.741 | 2.431 | Kiaton |
| 850 | 12.560 | 850 | 4.165 | - | 7.235 | - | Kimolos |
| - | 2.735 | 691 | - | - | 2.756 | 1.650 | Korinthos |
| 2.800 | 17.957 | 3.350 | 5.320 | 1.970 | 17.321 | 4.520 | Kynassion |
| - | - | - | - | - | - | - | Kyni |
| - | - | - | - | - | - | - | Kos |
| - | 800 | 300 | - | - | - | - | Larymna |
| 2.214 | 5.878 | 5.528 | 4.909 | 4.909 | 7.439 | 4.909 | Lavrion |
| - | - | - | - | - | - | - | Leros |
| 113 | 2.084 | 586 | 349 | 235 | 1.755 | 1.641 | Levkas |
| - | - | - | 144 | - | 226 | - | Lixourion |
| - | 45.452 | 9.452 | 22.000 | - | 107.320 | - | Limnaria |
| 550 | 895 | 550 | 679 | - | 1.210 | 118 | Limni |
| 50 | 439 | 439 | - | - | 720 | 720 | Megara |

IV : I6. Ναυτιλιακή κίνησης μετά του εξωτερικού
Φορτωθέντα εμπορεύματα, κατά λιμένας. (συνέχεια)

Είς μετρικούς τόννους

| Λιμένες | Έτος 1963 | | | | | | | |
|--------------|---|--|---|--|---|--|---|---|
| | Ιούλιος July | | Αύγουστος August | | Σεπτέμβριος September | | Ιούλιος July | |
| | Επί πλοίων πάσης εθνικότητας Total | Επί ελλη- νικών μόνον πλοίων On Greek ships only | Επί πλοίων πάσης εθνικότητας Total | Επί ελλη- νικών μόνον πλοίων On Greek ships only | Επί πλοίων πάσης εθνικότητας Total | Επί ελλη- νικών μόνον πλοίων On Greek ships only | Επί πλοίων πάσης εθνικότητας Total | Επί πλοίων πάσης εθνικότητας Total |
| Μεσολόγγιον | - | - | - | - | - | - | - | - |
| Μήλος | 4.875 | 675 | 5.380 | 1.950 | 3.520 | 2.610 | 13.775 | |
| Μύκονος | 4.876 | 4.726 | 10.414 | - | 1.900 | 1.900 | 17.190 | |
| Μυρίνα | - | - | - | - | - | - | - | - |
| Μυτιλήνη | - | - | - | - | - | - | - | - |
| Νάξος | 540 | - | - | - | 1.040 | - | 1.580 | |
| Ναύπακτος | - | - | - | - | - | - | - | - |
| Ναύπλιον | - | - | - | - | 60 | - | 60 | |
| Νέα Μουδανιά | - | - | - | - | - | - | - | - |
| Νέσυρος | - | - | - | - | - | - | - | - |
| Πάρος | - | - | - | - | - | - | - | - |
| Πάτραι | 2.908 | 12 | 4.572 | 100 | 1.118 | 167 | 8.598 | |
| Παχεΐα Άμμος | - | - | - | - | - | - | - | - |
| Πειραιεύς | 16.878 | 5.226 | 13.293 | 3.880 | 12.256 | 1.035 | 42.427 | |
| Πέραμα | 270 | 270 | - | - | - | - | 270 | |
| Πέτρα | - | - | - | - | - | - | - | - |
| Πλότρα | - | - | - | - | 437 | 25 | 437 | |
| Πόρτο-Λάγος | - | - | - | - | - | - | - | - |
| Πρέβεζα | 41 | 41 | - | - | - | - | 41 | |
| Πυθαγόρειον | - | - | - | - | - | - | - | - |
| Ρόδος | - | - | 700 | - | - | - | 700 | |
| Ρέθυμνον | - | - | - | - | - | - | - | - |
| Ρόδος | - | - | - | - | - | - | - | - |
| Σέριφος | - | - | - | - | - | - | - | - |
| Σητεία | - | - | - | - | 210 | - | 210 | |
| Σούδα | 956 | 541 | 1.559 | 1.379 | 514 | 514 | 3.029 | |
| Στρατώνιον | 3.425 | 1.925 | 2.700 | 2.050 | 8.050 | 4.200 | 14.175 | |
| Στυλίδ | - | - | 505 | 385 | - | - | 505 | |
| Σύρος | - | - | - | - | - | - | - | - |
| Τήνος | - | - | - | - | - | - | - | - |
| Χαλκίδ | 85 | - | - | - | - | - | 85 | |
| Χανιά | - | - | - | - | - | - | - | - |
| Χίος | 6 | 6 | 24 | 24 | 24 | 24 | 54 | |
| Ώρεοί | - | - | - | - | - | - | - | - |
| Ώρωπός | - | - | - | - | - | - | - | - |



International shipping
Goods loaded, by ports (continued)

Metric tons

| Year 1963 | | | Έτος 1962-Year 1962 | | | | Port |
|---|---------------------------------------|---|---------------------------------------|---|---------------------------------------|--------------|------|
| Σεπτέμβρ. Sept. | Ιαν.-Σεπτέμβριος Jan.-September | Ιούλ.-Σεπτέμβριος July-September | Ιαν.-Σεπτέμβριος Jan.-September | | | | |
| Επί ελληνικών μόνον πλοίων On Greek ships only | Επί πλοίων πάσης εθνικότητας Total | Επί ελληνικών μόνον πλοίων On Greek ships only | Επί πλοίων πάσης εθνικότητας Total | Επί ελληνικών μόνον πλοίων On Greek ships only | Επί πλοίων πάσης εθνικότητας Total | | |
| - | - | - | - | - | - | Messolongion | |
| 5.235 | 31.228 | 9.890 | 12.433 | 1.400 | 29.001 | Milos | |
| 6.626 | 54.226 | 19.528 | 16.791 | 14.449 | 50.734 | Myconos | |
| - | 201 | 201 | - | - | 531 | Myrina | |
| - | 209 | - | 344 | 129 | 692 | Mytilini | |
| - | 2.707 | - | 500 | 500 | 3.336 | Naxos | |
| - | - | - | - | - | 100 | Navpaktos | |
| - | 11.777 | 3.617 | - | - | 4.777 | Nauplion | |
| - | - | - | - | - | - | Nea Moudania | |
| - | 16.763 | 11.863 | 29.788 | - | 41.313 | Nisyros | |
| - | 433 | 18 | - | - | 150 | Paros | |
| 279 | 27.182 | 3.152 | 9.191 | 460 | 28.094 | Patras | |
| - | - | - | - | - | 122 | Pachia Ammos | |
| 10.191 | 133.717 | 47.766 | 27.932 | 5.606 | 121.046 | Piraeus | |
| 270 | 1.130 | 1.130 | - | - | 1.150 | Perama | |
| - | - | - | - | - | - | Petra | |
| 25 | 1.631 | 1.119 | 254 | 70 | 1.253 | Plytra | |
| - | 12 | - | - | - | - | Porto-Lagos | |
| 41 | 5.101 | 41 | - | - | 1.465 | Preveza | |
| - | - | - | - | - | - | Pythagorion | |
| - | 2.700 | 2.000 | - | - | - | Pylos | |
| - | 905 | 460 | 200 | - | 2.176 | Rethymnon | |
| - | 1.633 | - | 955 | - | 7.070 | Rhodes | |
| - | - | - | 20.925 | - | 29.775 | Serifos | |
| - | 1.712 | 610 | - | - | 1.675 | Sitia | |
| 2.434 | 28.725 | 22.923 | 2.745 | 1.659 | 11.776 | Souda | |
| 8.175 | 33.166 | 26.306 | 18.125 | 18.125 | 48.058 | Stratonion | |
| 385 | 3.617 | 3.022 | 533 | 117 | 4.790 | Stylis | |
| - | 45 | - | - | - | 86 | Syros | |
| - | - | - | - | - | - | Tenos | |
| - | 3.616 | 674 | 637 | - | 2.209 | Chalkis | |
| - | 39 | - | - | - | - | Canea | |
| 54 | 59 | 59 | 8 | 8 | 17 | Chios | |
| - | 114 | - | - | - | - | Orei | |
| - | - | - | 83 | - | 83 | Oropos | |



IV : 17. Ναυτιλιακή κίνησης & αποκροίας

*Αποβιβασθέντες επιβάται, κατά λιμένες.

| Λιμένες | Έτος 1963 | | | | | | |
|-------------------|------------------------------------|--------------------------------------|------------------------------------|--------------------------------------|------------------------------------|--------------------------------------|------------------------------------|
| | Ιούλιος July | | Αύγουστος August | | Σεπτέμβριος September | | Ιούλιος - July - |
| | *Από Α/Π-Δ/Π From S/S-M/S | *Από Π/Κ From wooden M/S | *Από Α/Π-Δ/Π From S/S-M/S | *Από Π/Κ From wooden M/S | *Από Α/Π-Δ/Π From S/S-M/S | *Από Π/Κ From wooden M/S | *Από Α/Π-Δ/Π From S/S-M/S |
| Σύνολον | 420.746 | 159.503 | 531.598 | 178.030 | 376.094 | 105.718 | 1.328.438 |
| *Αγία Εύφημια | I | - | 3 | - | 2 | - | 6 |
| *Αγία Πελαγία | 942 | - | 681 | - | 391 | - | 2.014 |
| *Αγιος Ευστράτιος | 110 | - | 104 | - | 106 | - | 320 |
| *Αγιος Κήρυκος | 3.438 | - | 3.946 | - | 2.637 | - | 10.021 |
| *Αγιος Νικόλαος | 286 | - | 501 | - | 198 | - | 985 |
| Αγινα | 41.635 | - | 46.757 | - | 30.667 | - | 119.059 |
| Αγιον | 150 | 937 | - | 1.030 | - | 1.012 | 150 |
| Αιδηψός | 1.405 | 697 | 1.739 | 2.172 | 1.070 | 1.185 | 4.214 |
| *Αλεξανδρούπολις | 706 | 276 | 666 | 339 | 534 | 321 | 1.900 |
| *Αλόνησος | 466 | 127 | 878 | 243 | 303 | 115 | 1.647 |
| *Αμοργός | 192 | 20 | 262 | 25 | 97 | - | 551 |
| *Ανδρος | 938 | - | 738 | - | 379 | - | 2.055 |
| *Αντιούρα | - | - | - | - | - | - | - |
| *Αργοςτόλιον | - | 2.834 | - | 4.470 | - | 4.129 | - |
| *Ασταύος | - | 5 | - | 54 | - | 58 | - |
| *Αστυπάλαια | 231 | - | 251 | - | 161 | - | 643 |
| Βαθό Σάμου | 2.190 | - | 2.300 | - | 1.526 | 12 | 6.016 |
| Βασιλική | 81 | - | 50 | - | 44 | - | 175 |
| Βόλος | 2.441 | 1.543 | 3.814 | 1.759 | 2.695 | 2.231 | 8.950 |
| Γαλαξείδιον | - | 1.207 | - | 1.873 | - | 1.010 | - |
| Γάβριον | 2.870 | - | 3.272 | - | 1.702 | - | 7.844 |
| Γέρα | - | - | - | - | - | - | - |
| Γερακινή | - | - | - | - | - | - | - |
| Γλώσσα | 513 | 215 | 408 | 270 | 444 | 440 | 1.365 |
| Γύθειον | 36 | - | 64 | - | 49 | - | 149 |
| *Ελευσίς | - | - | - | - | - | - | - |
| *Ερμιόνη | 3.445 | - | 3.750 | - | 2.999 | - | 10.194 |
| Εύδηλος | 577 | - | 420 | - | 220 | - | 1.217 |
| Ζάκυνθος | - | - | - | - | - | 6 | - |
| *Ηγουμενίτσα | - | 382 | - | 421 | - | 336 | - |
| *Ηράκλειον | 11.176 | - | 13.234 | - | 7.515 | - | 31.925 |
| Θάσος | 395 | 4.890 | 1.034 | 4.800 | 108 | 1.610 | 1.537 |
| Θεσσαλονίκη | 61 | - | 67 | - | 87 | - | 215 |
| Θήρα | 1.389 | - | 1.712 | - | 1.082 | 10 | 4.183 |
| *Ιθάκη | 715 | 93 | 641 | 81 | 483 | 103 | 1.839 |
| *Ιος | 549 | - | 722 | - | 299 | - | 1.570 |
| *Ισθμία | - | - | - | - | - | - | - |
| *Ιτέα | - | 1.554 | - | 1.803 | - | 1.107 | - |
| Καβάλα | 2.503 | 7.900 | 2.997 | 10.783 | 1.788 | 4.698 | 7.288 |
| Καλαμάτα | - | - | - | 13 | - | - | - |
| Κάλυμνος | 2.170 | - | 2.238 | - | 1.640 | - | 6.048 |
| Καρλόβασι | 1.768 | - | 1.944 | - | 1.129 | - | 4.841 |
| Κάρπαθος | 694 | 95 | 642 | 101 | 530 | 206 | 1.866 |
| Κάρυστος | 3.286 | 58 | 4.113 | 153 | 1.862 | 116 | 9.261 |
| Κάσος | 282 | - | 217 | - | 233 | - | 732 |
| Κατάκολον | - | - | - | - | - | - | - |
| Κέα | 397 | 1.350 | 178 | 1.761 | 143 | 615 | 718 |
| Κέρκυρα | 3.627 | 1.605 | 3.745 | 2.202 | 2.103 | 1.800 | 9.475 |

Coastwise traffic

Passengers disembarked, by ports.

| Year 1963 | | | Έτος 1962 - Year 1962 | | | | Port |
|-------------------------------------|------------------------------------|-------------------------------------|------------------------------------|-------------------------------------|-----------------------------------|-------------------------------------|-----------------|
| Σεπτέμβρ. Sept. | Ἰαν.-Σεπτέμβριος Jan.-September | Ἰουλ.-Σεπτέμβριος July-September | Ἰαν.-Σεπτέμβριος Jan.-September | | | | |
| Ἀπό Π/Κ From wooden M/S | Ἀπό Α/Π-Δ/Π From S/S-M/S | Ἀπό Π/Κ From wooden M/S | Ἀπό Α/Π-Δ/Π From S/S-M/S | Ἀπό Π/Κ From wooden M/S | Ἀπό Α/Π-Δ/Π From S/S-M/S | Ἀπό Π/Κ From wooden M/S | |
| 443.251 | 2.340.141 | 888.181 | 1.257.463 | 453.398 | 2.253.474 | 855.612 | Total |
| - | 13 | - | 84 | - | 143 | - | Aghia Efimia |
| - | 3.192 | - | 1.767 | - | 3.167 | - | Aghia Pelagia |
| - | 674 | - | 318 | - | 936 | - | Ag. Evstratios |
| - | 14.419 | - | 9.918 | - | 14.452 | - | Aghios Kirikos |
| - | 1.832 | - | 1.078 | - | 1.653 | - | Aghios Nicolaos |
| - | 225.508 | - | 108.413 | - | 216.849 | - | Aigina |
| 2.979 | 150 | 6.722 | - | 2.171 | - | 6.095 | Aigion |
| 4.054 | 5.351 | 4.240 | 6.252 | 3.860 | 8.047 | 4.241 | Edipsos |
| 936 | 3.440 | 1.361 | 2.189 | 1.100 | 4.287 | 1.912 | Alexandroupolis |
| 485 | 2.204 | 841 | 1.184 | 276 | 1.511 | 836 | Alonnisos |
| 45 | 1.015 | 168 | 990 | 55 | 1.327 | 134 | Amorgos |
| - | 4.134 | - | 3.587 | - | 6.425 | 7 | Andros |
| - | - | - | - | - | - | - | Anticyra |
| 11.433 | 397 | 34.335 | 179 | 13.396 | 189 | 30.591 | Argostolion |
| 117 | - | 195 | - | 89 | - | 138 | Astacos |
| - | 1.246 | - | 713 | - | 1.360 | 6 | Astypalea |
| 12 | 12.478 | 18 | 6.692 | 18 | 13.252 | 13 | Vathy Samou |
| - | 274 | - | 387 | - | 629 | - | Vassiliki |
| 5.533 | 14.572 | 10.075 | 12.626 | 3.974 | 17.650 | 10.153 | Volos |
| 4.090 | - | 9.971 | - | 5.316 | - | 14.845 | Galaxidion |
| - | 14.555 | - | 6.418 | - | 12.504 | - | Gavrion |
| - | 107 | - | - | - | - | - | Gera |
| - | - | - | - | - | - | - | Yerakini |
| 925 | 2.689 | 2.002 | 1.326 | 626 | 2.177 | 2.152 | Glossa |
| - | 281 | 12 | 185 | - | 307 | - | Yithion |
| - | - | - | - | - | - | 180 | Eleusis |
| - | 25.399 | - | 8.868 | 9 | 21.780 | 9 | Ermioni |
| - | 2.655 | - | 1.420 | - | 2.366 | - | Evdilos |
| 6 | 220 | 6 | 143 | 228 | 153 | 228 | Zante |
| 1.139 | - | 2.389 | - | 2.323 | - | 5.590 | Igoumenitsa |
| - | 61.754 | - | 30.471 | - | 57.449 | - | Iraclion |
| 11.300 | 2.342 | 19.966 | 460 | 10.686 | 460 | 20.873 | Thasos |
| - | 283 | - | 198 | 13 | 384 | 58 | Salonika |
| 10 | 7.377 | 10 | 4.109 | - | 6.660 | - | Thira |
| 277 | 4.130 | 746 | 2.060 | 370 | 4.604 | 917 | Ithaki |
| - | 2.462 | - | 1.592 | 6 | 2.552 | 6 | Ios |
| - | - | - | - | - | - | - | Isthmia |
| 4.464 | - | 10.439 | 3 | 5.201 | 3 | 15.052 | Itea |
| 23.381 | 13.594 | 46.386 | 5.948 | 20.311 | 9.148 | 44.302 | Kavala |
| 13 | - | 13 | - | 1 | - | 1 | Kalamata |
| - | 14.078 | - | 6.279 | 75 | 14.071 | 76 | Kalymnos |
| - | 8.792 | - | 4.517 | - | 8.558 | - | Karlovassi |
| 402 | 3.832 | 862 | 1.856 | 166 | 3.782 | 439 | Karpathos |
| 327 | 15.369 | 857 | 8.242 | 307 | 13.942 | 961 | Karystos |
| - | 1.625 | - | 799 | - | 1.541 | - | Cassos |
| - | - | - | - | 198 | - | 198 | Katakolon |
| 3.726 | 1.520 | 6.303 | 976 | 2.841 | 1.710 | 5.067 | Kea |
| 5.607 | 17.202 | 11.240 | 12.220 | 6.110 | 21.240 | 12.695 | Corfu |

IV : 17. Ναυτιλιακή κίνησης Αιτοπλοΐας

*Αποβιβασθέντες επιβάται, κατά λιμένας. (συνέχεια)

| Λιμένες | Έτος 1963 | | | | | | |
|--|-----------------------------------|-------------------------------------|-----------------------------------|-------------------------------------|-----------------------------------|-------------------------------------|-----------------------------------|
| | Ιούλιος July | | Αύγουστος August | | Σεπτέμβριος September | | Ιούλιος - July - |
| | Από Α/Π-Δ/Π From S/S-M/S | Από Π/Κ From wooden M/S | Από Α/Π-Δ/Π From S/S-M/S | Από Π/Κ From wooden M/S | Από Α/Π-Δ/Π From S/S-M/S | Από Π/Κ From wooden M/S | Από Α/Π-Δ/Π From S/S-M/S |
| Κίμωνας | 297 | - | 207 | - | 223 | - | 727 |
| Κόρθιον | 445 | - | 326 | - | 257 | - | 1.028 |
| Κόρινθος | - | - | - | - | - | - | - |
| Κόρινθος (Δροσολις, Λουτρού, Μέρικας) | 798 | - | 865 | - | 487 | - | 2.150 |
| Κυμάσιον | - | - | - | - | - | - | - |
| Κόμη | 1.605 | 316 | 1.749 | 200 | 1.127 | 266 | 4.481 |
| Κόσ | 5.499 | - | 5.671 | 160 | 2.966 | - | 14.136 |
| Λάρυμνα | - | - | - | - | - | - | - |
| Λαύριον | - | 1.074 | - | 1.608 | - | 1.150 | - |
| Λέρος | 1.418 | 25 | 1.626 | 79 | 937 | 56 | 3.981 |
| Λευιάς | 445 | 2.119 | 251 | 2.929 | 149 | 2.479 | 845 |
| Ληξούριον | - | 2.834 | - | 4.185 | - | 4.060 | - |
| Λιμενάρια | 713 | 1.412 | 830 | 1.705 | 344 | 513 | 1.887 |
| Λίμνη | 647 | - | 821 | - | 571 | - | 2.039 |
| Μαρμαρίον | - | 900 | - | 1.410 | - | 955 | - |
| Μεγαλήσιον | 100 | 465 | 123 | 658 | 86 | 649 | 309 |
| Μέγαλα | - | - | - | - | - | - | - |
| Μέθανα | 12.133 | - | 16.371 | - | 13.600 | - | 42.104 |
| Μήλος | 976 | - | 1.398 | - | 824 | - | 3.198 |
| Μόλυβος | 41 | - | 40 | - | 16 | - | 97 |
| Μονεμβασιά | 1.134 | - | 1.072 | - | 501 | 21 | 2.707 |
| Μοῦδος | 202 | - | 219 | - | 104 | - | 525 |
| Μπάτσιον | 1.467 | - | 1.718 | - | 879 | - | 4.064 |
| Μύκονος | 8.109 | 104 | 9.777 | 399 | 4.944 | - | 22.830 |
| Μυρίνα | 1.389 | - | 1.371 | - | 1.012 | - | 3.772 |
| Μύτινας | 127 | 139 | 128 | 86 | 103 | 143 | 358 |
| Μυτιλήνη | 7.525 | - | 7.662 | - | 4.813 | - | 20.000 |
| Νάξος | 3.122 | 22 | 3.901 | 29 | 1.756 | 18 | 8.779 |
| Ναύπλιον | 69 | - | 91 | - | 82 | - | 242 |
| Νεάπολις | 578 | - | 614 | - | 528 | - | 1.720 |
| Νέα Μουδανιά | - | - | - | - | - | - | - |
| Οινοῦσαι | 2 | 900 | - | 880 | 3 | 630 | 5 |
| Παξός | - | 180 | 52 | 323 | 50 | 134 | 102 |
| Πάργα | 47 | 89 | 19 | 139 | 51 | 89 | 87 |
| Πάρος | 4.301 | 5 | 6.041 | - | 2.465 | 4 | 12.807 |
| Πάτμος | 1.195 | 50 | 1.265 | 50 | 786 | 40 | 3.246 |
| Πάτραι | 879 | - | 1.205 | - | 767 | - | 2.851 |
| Πειραιεύς | 159.567 | 109.521 | 217.670 | 112.019 | 130.148 | 62.360 | 557.385 |
| Πέραμα | - | - | - | - | - | - | - |
| Πέτρα | - | - | - | - | - | - | - |
| Πλωμάριον | 10 | - | 21 | - | 1 | - | 32 |
| Πολύχνιτος | - | - | - | - | - | - | - |
| Πόρος | 21.090 | 2 | 26.019 | - | 17.534 | - | 64.643 |
| Πόρτο-Λάγος | 13 | - | 5 | - | 19 | - | 37 |
| Πρέβεζα | 139 | 571 | 63 | 621 | 72 | 1.099 | 274 |
| Πυθαγόρειον | 131 | - | 150 | - | 77 | 7 | 358 |
| Ρόδος | - | - | - | - | - | - | - |
| Ραφήνα | 7.313 | 2.416 | 11.398 | 3.435 | 8.880 | 2.196 | 27.591 |
| Ρέθυμνον | 1.939 | - | 2.022 | - | 1.306 | - | 5.267 |

Coastwise traffic

Passengers disembarked, by ports. (continued)

| Year 1963 | | | Έτος 1962-Year 1962 | | | | Port |
|-------------------------------------|------------------------------------|-------------------------------------|-------------------------------------|-------------------------------------|-----------------------------------|-------------------------------------|--|
| Σεπτέμβρ. Sept. | Ίαν.-Σεπτέμβριος Jan.-September | | Ίούλ.-Σεπτέμβριος July-September | Ίαν.-Σεπτέμβριος Jan.-September | | | |
| Από Π/Κ From wooden M/S | Από Α/Π-Δ/Π From S/S-M/S | Από Π/Κ From wooden M/S | Από Α/Π-Δ/Π From S/S-M/S | Από Π/Κ From wooden M/S | Από Α/Π-Δ/Π From S/S-M/S | Από Π/Κ From wooden M/S | |
| - | 1.346 | - | 1.353 | - | 2.073 | - | Kimolos |
| - | 2.073 | - | 1.693 | - | 2.788 | - | Korthion |
| - | - | - | - | - | - | 15 | Korinthos |
| - | 4.064 | - | 4.964 | - | 6.588 | - | Kythnos (Dryopis, Loutra, Merichas) |
| - | - | - | - | - | - | - | Kymassion |
| 782 | 5.256 | 1.498 | 4.235 | 539 | 5.527 | 1.390 | Kymi |
| 160 | 23.632 | 160 | 13.846 | - | 23.205 | - | Kos |
| - | - | - | - | - | - | - | Larymna |
| 3.832 | - | 6.359 | - | 2.994 | - | 5.557 | Lavrion |
| 160 | 8.129 | 318 | 3.671 | 135 | 7.933 | 258 | Leros |
| 7.587 | 1.157 | 16.845 | 1.120 | 5.987 | 1.948 | 15.285 | Levkas |
| 11.079 | 47 | 33.862 | 110 | 13.596 | 115 | 30.279 | Lixourion |
| 3.630 | 5.295 | 7.408 | 3.258 | 4.116 | 4.954 | 8.647 | Limenaria |
| - | 3.094 | - | 2.267 | 528 | 3.460 | 528 | Limni |
| 3.355 | - | 6.840 | - | 3.972 | - | 8.242 | Marmarion |
| 1.772 | 528 | 3.915 | 286 | 819 | 706 | 2.403 | Meganision |
| - | - | - | - | - | - | - | Megara |
| - | 56.514 | 45 | 33.706 | - | 45.698 | - | Methana |
| - | 6.072 | - | 2.901 | - | 5.417 | - | Milos |
| - | 132 | 1 | 71 | 902 | 151 | 908 | Molyvos |
| 21 | 4.490 | 21 | 2.754 | - | 4.283 | 6 | Monemvasia |
| - | 1.036 | - | 443 | - | 868 | - | Moudros |
| - | 6.727 | - | 3.937 | - | 5.712 | - | Batsion |
| 503 | 33.551 | 518 | 19.421 | 67 | 29.492 | 108 | Myconos |
| - | 6.960 | - | 3.848 | - | 6.742 | - | Mirina |
| 368 | 607 | 1.067 | 402 | 380 | 840 | 719 | Myticas |
| - | 38.633 | - | 20.030 | 2 | 38.942 | 2 | Mytilini |
| 69 | 15.555 | 225 | 8.574 | 87 | 14.876 | 151 | Naxos |
| - | 468 | - | - | - | - | - | Nauplion |
| - | 3.440 | - | 2.099 | - | 3.798 | - | Neapolis |
| - | - | - | - | - | - | - | Nea Moudania |
| 2.410 | 5 | 6.950 | 16 | 2.590 | 16 | 6.041 | Oinousae |
| 637 | 134 | 1.216 | 167 | 1.306 | 344 | 2.726 | Paxi |
| 317 | 102 | 532 | 268 | 262 | 349 | 1.096 | Parga |
| 9 | 19.317 | 28 | 13.286 | 37 | 19.797 | 41 | Paros |
| 140 | 5.102 | 404 | 2.562 | 90 | 4.464 | 402 | Patmos |
| - | 6.164 | - | 3.801 | - | 6.982 | - | Patras |
| 283.900 | 964.011 | 548.304 | 515.061 | 293.445 | 921.393 | 508.806 | Piraeus |
| - | - | - | - | - | - | - | Perama |
| - | - | - | - | - | - | - | Petra |
| - | 40 | - | 29 | - | 47 | - | Plomarion |
| - | - | - | - | - | - | - | Polykhnitos |
| 2 | 124.806 | 10 | 52.316 | - | 113.300 | - | Poros |
| - | 66 | - | 101 | - | 184 | - | Porto-Lagos |
| 2.291 | 497 | 4.209 | 1.126 | 1.790 | 1.633 | 3.871 | Preveza |
| 7 | 657 | 7 | 384 | 4 | 520 | 61 | Pythagorion |
| - | - | - | - | - | - | - | Pylos |
| 8.047 | 41.594 | 14.064 | 22.070 | 8.760 | 35.315 | 15.444 | Rafina |
| - | 10.573 | - | 5.458 | - | 10.461 | - | Rethymnon |

IV : 17. Ναυτιλιακή κίνησης λιτοπλοίας

*Αποβιβασθέντες επιβάται, κατά λιμένας. (συνέχεια)

| Λιμένες | *Έτος 1963 | | | | | | |
|-----------------|------------------------------------|--------------------------------------|------------------------------------|--------------------------------------|------------------------------------|--------------------------------------|------------------------------------|
| | *Ιούλιος July | | Αύγουστος August | | Σεπτέμβριος September | | *Ιούλιος- July - |
| | *Από Α/Π-Δ/Π From S/S-M/S | *Από Π/Κ From wooden M/S | *Από Α/Π-Δ/Π From S/S-M/S | *Από Π/Κ From wooden M/S | *Από Α/Π-Δ/Π From S/S-M/S | *Από Π/Κ From wooden M/S | *Από Α/Π-Δ/Π From S/S-M/S |
| Ρόδος | 9.836 | 372 | 11.531 | 342 | 8.021 | 208 | 29.388 |
| Σάμη | 1.192 | - | 1.958 | - | 627 | - | 3.777 |
| Σαμοθράκη | 203 | 380 | 78 | 390 | 45 | 259 | 326 |
| Σέριφος | 876 | - | 838 | - | 525 | - | 2.239 |
| Σητεία | 470 | - | 425 | - | 203 | - | 1.098 |
| Σίφνος | 817 | 12 | 780 | - | 501 | - | 2.098 |
| Σιάθος | 2.143 | 1.039 | 2.492 | 1.444 | 1.303 | 500 | 5.938 |
| Σιδπελος | 820 | 68 | 886 | 115 | 403 | 92 | 2.109 |
| Σκύρος | 1.157 | 375 | 1.607 | 265 | 498 | 151 | 3.262 |
| Σούδα | 7.737 | - | 8.248 | - | 5.787 | - | 21.772 |
| Σπέτσαι | 10.721 | - | 14.375 | - | 7.394 | - | 32.490 |
| Στρατώνιον | - | - | - | - | - | - | - |
| Στυλίσ | 3 | - | 88 | - | - | - | 91 |
| Σύμη | 657 | 336 | 565 | 258 | 424 | 252 | 1.646 |
| Σύρος | 6.622 | - | 6.984 | - | 6.148 | 4 | 19.754 |
| Τήνος | 10.645 | 150 | 24.258 | - | 10.030 | - | 44.933 |
| Υδρα | 11.682 | - | 14.664 | - | 9.333 | - | 35.679 |
| Φοῦρνοι Κορσεῶν | 74 | - | 40 | - | 65 | - | 179 |
| Χαλκίς | 1.124 | 72 | 1.641 | 26 | 1.741 | 23 | 4.506 |
| Χανιά | - | - | - | - | - | - | - |
| Χίος | 7.344 | 785 | 7.317 | 790 | 5.940 | 840 | 20.601 |
| Ωρεοί | 150 | 10 | 183 | - | 248 | - | 581 |
| Λοιπόι (I) | 9.343 | 6.882 | 5.791 | 9.072 | 3.194 | 5.400 | 18.328 |

Παρατήρησις: Δέν περιλαμβάνονται οί αποβιβασθέντες επιβάται από πορθμεῖα, τουριστι-
κά πλοῖα καὶ θαλαμηγούς.

(I) Τά στοιχεῖα ἀναφέρονται εἰς 132 μικροῦς λιμένας.



Coastwise traffic

Passengers disembarked, by ports. (continued)

| Year 1963 | | | Έτος 1962 - Year 1962 | | | | Port |
|---------------------|------------------------------------|----------------------------|-------------------------------------|----------------------------|-----------------------------|----------------------------|------------|
| Σεπτέμβρ. -Sept. | Ιαν.-Σεπτέμβριος Jan.-September | Από Π/Κ From wooden M/S | Ιούλ.-Σεπτέμβριος July-September | Από Π/Κ From wooden M/S | Από Α/Π-Δ/Π From S/S-M/S | Από Π/Κ From wooden M/S | |
| | | | | | | | |
| 922 | 53.577 | 2.302 | 31.538 | 1.038 | 57.073 | 2.147 | Rhodes |
| - | 7.786 | - | 4.133 | - | 8.699 | - | Sami |
| 1.029 | 523 | 2.290 | 341 | 1.314 | 929 | 2.676 | Samothraki |
| - | 3.638 | - | 1.990 | - | 3.765 | - | Serifos |
| - | 1.947 | - | 1.109 | - | 1.841 | - | Sitia |
| 12 | 3.833 | 12 | 2.440 | - | 3.844 | - | Sifnos |
| 2.983 | 8.204 | 4.457 | 5.706 | 2.174 | 7.866 | 4.162 | Sciathos |
| 275 | 3.074 | 775 | 1.898 | 310 | 2.665 | 761 | Scopelos |
| 791 | 4.137 | 1.337 | 2.825 | 444 | 3.935 | 1.417 | Skyros |
| - | 45.086 | - | 21.032 | - | 43.908 | - | Souda |
| - | 54.733 | - | 26.471 | - | 46.635 | - | Spetsai |
| - | - | - | - | - | - | - | Stratonion |
| - | 103 | 7 | 128 | 20 | 147 | 55 | Stylis |
| 846 | 3.150 | 1.945 | 1.544 | 945 | 3.329 | 1.843 | Symi |
| 4 | 37.854 | 4 | 19.298 | 16 | 39.945 | 182 | Syros |
| 150 | 61.500 | 150 | 46.612 | - | 62.855 | - | Tenos |
| - | 76.455 | - | 42.074 | 93 | 78.157 | 93 | Hydra |
| - | 286 | - | 153 | - | 400 | - | Fourni |
| 121 | 6.771 | 144 | 8.997 | 866 | 12.845 | 866 | Chalkis |
| - | - | - | - | - | - | - | Canea |
| 2.415 | 45.265 | 6.790 | 19.936 | 2.820 | 45.748 | 6.699 | Chios |
| 10 | 1.574 | 83 | 615 | - | 1.747 | 93 | Orei |
| 21.354 | 27.606 | 42.922 | 12.517 | 21.224 | 18.954 | 43.852 | Other (I) |

Note: Passengers disembarked from ferry-boats, cruise ships and yachts are not included.

(I) The numbers refer to 132 small ports.



IV : ΙΒ. Ναυτιλιακή κίνησης λιτοπλοίας

Επιβιβασθέντες επιβάται, κατά λιμένας.

| Λιμένες | Έτος 1963 | | | | | | |
|------------------|-----------------|---------------------|---------------------|---------------------|--------------------------|---------------------|---------------------|
| | Ιούλιος July | | Αύγουστος August | | Σεπτέμβριος September | | Ιούλιος - July - |
| | Επί Α/Π-Δ/Π | Επί Π/Κ | Επί Α/Π-Δ/Π | Επί Π/Κ | Επί Α/Π-Δ/Π | Επί Π/Κ | Επί Α/Π-Δ/Π |
| | On S/S-M/S | On wooden M/S | On S/S-M/S | On wooden M/S | On S/S-M/S | On wooden M/S | On S/S-M/S |
| Σύνολον | 419.071 | 157.426 | 534.032 | 176.873 | 376.625 | 97.869 | 1.329.728 |
| Αγία Εφρημία | 1 | - | 9 | - | 16 | - | 25 |
| Αγία Πελαγία | 335 | - | 780 | - | 921 | - | 2.036 |
| Άγιος Ευστράτιος | 102 | - | 126 | - | 100 | - | 328 |
| Άγιος Κήρυκος | 2.297 | - | 3.394 | - | 4.008 | - | 9.699 |
| Άγιος Νικολάος | 478 | - | 439 | - | 294 | - | 1.211 |
| Αίγινα | 42.596 | - | 45.760 | - | 35.978 | - | 124.334 |
| Αίγιον | - | 1.167 | - | 917 | - | 1.025 | - |
| Αιδηψός | 746 | 280 | 1.093 | 2.150 | 1.105 | 1.283 | 2.944 |
| Αλεξανδρούπολις | 526 | 380 | 507 | 390 | 264 | 259 | 1.297 |
| Αλόνησος | 331 | 82 | 1.023 | 231 | 655 | 124 | 2.009 |
| Αμοργός | 76 | 22 | 197 | 29 | 254 | - | 527 |
| Άνδρος | 429 | - | 551 | - | 540 | - | 1.520 |
| Αντικυρα | - | - | - | - | - | - | - |
| Αργοστόλιον | - | 2.834 | - | 4.185 | - | 4.460 | - |
| Ασταρός | - | 6 | - | 66 | - | 58 | - |
| Αστυπάλαια | 167 | - | 296 | - | 322 | 26 | 785 |
| Βαθύ Σάμου | 1.507 | - | 2.557 | - | 2.736 | 12 | 6.800 |
| Βασιλική | 68 | - | 50 | - | 86 | - | 204 |
| Βόλος | 3.766 | 1.339 | 3.989 | 2.304 | 2.645 | 1.341 | 10.400 |
| Γαλαξείδιον | - | 1.554 | - | 1.803 | - | 1.107 | - |
| Γαύριον | 668 | - | 1.179 | - | 1.118 | - | 2.965 |
| Γέρα | - | - | - | - | - | - | - |
| Γερακινή | - | - | - | - | - | - | - |
| Γλώσσα | 455 | 102 | 363 | 207 | 561 | 268 | 1.379 |
| Γόθειον | 36 | - | 25 | - | 21 | - | 82 |
| Ελευσίς | - | - | - | - | - | - | - |
| Ερμιόνη | 3.468 | - | 3.369 | - | 3.193 | - | 10.030 |
| Εύδηλος | 163 | - | 510 | - | 787 | - | 1.460 |
| Ζάνυθος | - | - | - | - | - | - | - |
| Ηγουμενίτσα | - | 338 | - | 403 | - | 346 | - |
| Ηράκλειον | 9.916 | - | 11.356 | - | 11.937 | - | 33.209 |
| Θάσος | 460 | 3.660 | 1.045 | 5.870 | 118 | 1.550 | 1.623 |
| Θεσσαλονίκη | 65 | - | 61 | - | 42 | - | 168 |
| Θήρα | 1.045 | 26 | 1.906 | - | 1.992 | - | 4.943 |
| Ιθάκη | 513 | 108 | 599 | 98 | 614 | 116 | 1.726 |
| Ιος | 426 | - | 758 | - | 584 | - | 1.768 |
| Ισθμία | - | - | - | - | - | - | - |
| Ιτέα | - | 1.207 | - | 1.873 | - | 1.010 | - |
| Καβάλα | 2.774 | 9.651 | 2.454 | 10.047 | 990 | 3.723 | 6.213 |
| Καλαμίτσα | 6 | - | 1 | 13 | 1 | - | 3 |
| Κάλυμνος | 1.702 | - | 2.732 | - | 2.255 | - | 6.689 |
| Καρλόβασι | 1.089 | - | 1.967 | - | 2.389 | - | 5.445 |
| Κάρπαθος | 449 | 58 | 562 | 72 | 736 | 28 | 1.747 |
| Κάρυστος | 2.792 | 64 | 3.766 | 65 | 2.789 | 94 | 9.347 |
| Κάσος | 230 | - | 277 | - | 337 | - | 844 |
| Κατάκολον | - | - | - | - | - | - | - |
| Κέα | 284 | 1.074 | 256 | 1.608 | 230 | 1.150 | 770 |
| Κέρκυρα | 2.940 | 2.135 | 3.841 | 2.197 | 3.602 | 1.806 | 10.383 |

Coastwise traffic

Passengers embarked, by ports.

| Year 1963 | | | Έτος 1962- Year 1962 | | | | Port |
|-----------------------------------|------------------------------------|-------------------------------------|------------------------------------|-----------------------------------|---------------------------------|-----------------------------------|-----------------|
| Σεπτέμβρ. Sept. | Ίαν.-Σεπτέμβριος Jan.-September | Ίούλ.-Σεπτέμβριος July-September | Ίαν.-Σεπτέμβριος Jan.-September | | | | |
| Έπύ Π/Κ On wooden M/S | Έπύ Α/Π-Δ/Π On S/S-M/S | Έπύ Π/Κ On wooden M/S | Έπύ Α/Π-Δ/Π On S/S-M/S | Έπύ Π/Κ On wooden M/S | Έπύ Α/Π-Δ/Π On S/S-M/S | Έπύ Π/Κ On wooden M/S | |
| 432.168 | 2.335.883 | 865.209 | I.252.006 | 440.024 | 2.245.807 | 842.308 | Total |
| - | 38 | - | 123 | - | 176 | - | Aghia Efimia |
| - | 3.187 | - | 1.590 | - | 2.757 | - | Aghia Pelagia |
| - | 639 | - | 483 | - | 1.188 | I | Ag. Evstratios |
| - | 13.438 | - | 9.188 | - | 12.881 | - | Aghios Kirikos |
| - | 1.929 | - | 1.013 | - | 1.596 | - | Aghios Nicolaos |
| - | 230.419 | - | III.522 | - | 218.499 | - | Aigina |
| 3.109 | - | 6.679 | - | 2.616 | - | 7.093 | Aigion |
| 3.713 | 3.690 | 3.934 | 7.899 | 3.745 | 8.893 | 4.085 | Edipsoo |
| I.029 | 2.123 | 2.119 | I.696 | I.314 | 2.841 | 2.707 | Alexandroupolis |
| 437 | 2.556 | 714 | I.452 | 332 | 1.840 | 869 | Alonnisos |
| 51 | 909 | 170 | 706 | 46 | 1.033 | 132 | Amorgos |
| - | 2.947 | - | 2.261 | - | 3.893 | - | Andros |
| - | - | - | - | - | - | - | Anticyra |
| II.079 | 380 | 33.862 | 76 | 13.596 | 88 | 30.279 | Argostolion |
| 130 | - | 212 | - | 97 | - | 141 | Astacos |
| 26 | 1.405 | 27 | 774 | - | 1.594 | - | Asypalea |
| 12 | 12.936 | 18 | 6.371 | 18 | 12.569 | 18 | Vathy Samou |
| - | 292 | - | 326 | - | 559 | - | Vassiliki |
| 4.984 | 15.972 | 9.363 | II.043 | 3.521 | 17.646 | 8.886 | Volos |
| 4.464 | - | 10.439 | - | 5.193 | - | 15.021 | Galaxidion |
| - | 5.287 | - | 2.439 | - | 4.485 | - | Gavriou |
| - | 31 | - | - | - | - | - | Gera |
| - | - | - | - | - | - | - | Yerakini |
| 657 | 2.840 | I.573 | I.277 | 509 | 2.307 | I.882 | Glossa |
| - | 127 | - | 86 | - | 173 | - | Yithion |
| - | - | - | - | - | - | 180 | Eleusis |
| - | 23.479 | - | 8.360 | - | 19.243 | - | Ermioni |
| - | 2.575 | - | I.253 | - | 2.208 | - | Evdiolos |
| - | 246 | - | 188 | 226 | 214 | 226 | Zante |
| I.087 | - | 2.685 | - | 2.470 | - | 5.644 | Igoumenitsa |
| - | 65.786 | - | 27.176 | - | 55.866 | 4 | Iraclion |
| II.080 | 2.558 | 19.760 | 420 | 10.884 | 420 | 21.347 | Thasos |
| - | 248 | 6 | 145 | 17 | 250 | 52 | Salonika |
| 26 | 7.800 | 26 | 4.314 | - | 6.770 | - | Thira |
| 322 | 3.995 | 830 | I.714 | 343 | 4.015 | 946 | Ithaki |
| - | 2.622 | 2 | I.542 | - | 2.457 | - | Ios |
| - | - | - | - | - | - | - | Isthmia |
| 4.090 | - | 9.971 | - | 5.324 | - | 14.846 | Itea |
| 23.421 | 12.209 | 45.888 | 4.724 | 18.679 | 7.521 | 39.979 | Kavala |
| 13 | 16 | 13 | 2 | 1 | 3 | 1 | Kalamata |
| - | 15.490 | - | 5.921 | 132 | 14.159 | 132 | Kalygnos |
| - | 10.025 | - | 5.495 | - | 10.302 | - | Karlovassi |
| 158 | 3.686 | 641 | I.864 | 227 | 4.054 | 482 | Karpathos |
| 223 | 15.656 | 665 | 8.587 | 290 | 15.031 | 978 | Karystos |
| - | 1.710 | - | 802 | - | 1.437 | - | Cassos |
| - | - | - | - | 200 | - | 200 | Katakolon |
| 3.832 | 1.386 | 6.359 | 991 | 2.994 | 1.555 | 4.957 | Kea |
| 6.138 | 19.310 | 12.044 | 13.281 | 5.459 | 23.134 | 11.728 | Corfu |

IV : 18. Ναυτιλιακή κίνησης λιτοπλοΐας

*Επιβιβασθέντες επιβάται, κατά λιμένας. (συνέχεια)

| Λιμένες | *Έτος 1963 | | | | | | |
|--------------------------------------|------------------|---------------------|---------------------|---------------------|--------------------------|---------------------|----------------------|
| | *Ιούλιος July | | Αύγουστος August | | Σεπτέμβριος September | | *Ιούλιος - July - |
| | *Επί Α/Π-Δ/Π | *Επί Π/Κ | *Επί Α/Π-Δ/Π | *Επί Π/Κ | *Επί Α/Π-Δ/Π | *Επί Π/Κ | *Επί Α/Π-Δ/Π |
| | On S/S-M/S | On wooden M/S | On S/S-M/S | On wooden M/S | On S/S-M/S | On wooden M/S | On S/S-M/S |
| Κέρωλος | 131 | - | 328 | - | 410 | - | 869 |
| Κόρθιον | 244 | - | 382 | - | 445 | - | 1.071 |
| Κόρινθος | - | - | - | - | - | - | - |
| Κόθνος (Δρυοπίς, Λουτρά, Μέριχας) | 786 | - | 679 | - | 635 | - | 2.100 |
| Κυμάσιον | - | - | - | - | - | - | - |
| Κύμη | 1.679 | 375 | 2.306 | 257 | 626 | 166 | 4.611 |
| Κως | 3.462 | - | 6.617 | - | 4.550 | - | 14.629 |
| Λάρυμνα | - | - | - | - | - | - | - |
| Λαύριον | - | 1.350 | - | 1.761 | - | 615 | - |
| Λέρος | 1.134 | 37 | 1.629 | 64 | 1.344 | 52 | 4.107 |
| Λευκάς | 164 | 2.047 | 240 | 2.886 | 153 | 2.444 | 557 |
| Ληξούριον | - | 2.834 | - | 4.470 | - | 4.129 | - |
| Λιμενάρια | 678 | 1.096 | 707 | 1.426 | 372 | 652 | 1.757 |
| Λίμνη | 669 | - | 1.035 | - | 931 | - | 2.635 |
| Μαρμάριον | - | 1.366 | - | 1.862 | - | 1.544 | - |
| Μεγανήσιον | 109 | 451 | 44 | 665 | 94 | 633 | 247 |
| Μέγαρα | - | - | - | - | - | - | - |
| Μέθανα | 11.576 | 2 | 15.843 | - | 16.093 | - | 43.512 |
| Μήλος | 513 | - | 1.272 | - | 1.221 | - | 3.006 |
| Μόλυβος | 38 | - | 69 | - | 22 | - | 129 |
| Μονεμβασία | 557 | 1 | 989 | - | 873 | 14 | 2.419 |
| Μοϋδρος | 43 | - | 113 | - | 182 | - | 338 |
| Ιπάτσιον | 2.045 | - | 3.532 | - | 2.574 | - | 8.151 |
| Μόκονος | 7.360 | 177 | 9.833 | 405 | 6.856 | 4 | 24.049 |
| Μυρίνα | 788 | - | 1.415 | - | 1.663 | - | 3.866 |
| Μύτινας | 63 | 159 | 138 | 104 | 221 | 222 | 422 |
| Μυτιλήνη | 5.395 | - | 6.967 | - | 8.171 | - | 20.533 |
| Νάξος | 1.814 | 20 | 3.201 | 25 | 3.380 | 21 | 8.395 |
| Ναύπλιον | 49 | - | 74 | - | 30 | - | 153 |
| Νεάπολις | 441 | - | 772 | - | 740 | - | 1.953 |
| Νέα Μουδανιά | - | - | - | - | - | - | - |
| Οίνοϋσαι | 5 | 735 | - | 790 | 3 | 840 | 6 |
| Παξός | 4 | 160 | 28 | 259 | 43 | 115 | 75 |
| Πάργα | 40 | 86 | 25 | 153 | 27 | 71 | 92 |
| Πάρος | 2.343 | 5 | 5.141 | 12 | 4.764 | 5 | 12.248 |
| Πάτμος | 807 | 45 | 1.181 | 60 | 942 | 40 | 2.930 |
| Πάτραι | 978 | - | 1.175 | - | 611 | - | 2.764 |
| Πειραιεύς | 189.063 | 107.096 | 229.495 | 111.342 | 129.020 | 56.661 | 547.578 |
| Πέραμα | - | - | - | - | - | - | - |
| Πέτρα | - | - | - | - | - | - | - |
| Πλωμάριον | 3 | - | 24 | - | 15 | - | 42 |
| Πολύχνιτος | - | - | - | - | - | - | - |
| Πόρος | 20.160 | - | 25.308 | - | 19.866 | - | 65.334 |
| Πόρτο-Λάγος | 27 | - | 15 | - | 4 | - | 46 |
| Πρέβεζα | 140 | 753 | 102 | 864 | 79 | 1.275 | 321 |
| Πυθαγόρειον | 113 | - | 134 | 4 | 53 | 9 | 300 |
| Πύλος | - | - | - | - | - | - | - |
| Ραφήνα | 8.441 | 2.062 | 10.915 | 2.890 | 4.792 | 1.375 | 24.148 |
| Ρέθυμνον | 1.595 | - | 2.194 | - | 2.112 | - | 5.901 |

Coastwise traffic

Passengers embarked, by ports. (continued)

| Year 1963 | | | Έτος 1962 - Year 1962 | | | | Port |
|------------------------------------|------------------------------------|-------------------------------------|------------------------------------|------------------------------------|----------------------------------|------------------------------------|--|
| Σεπτέμβρ. Sept. | Ιαν.-Σεπτέμβριος Jan.-September | Ιούλ.-Σεπτέμβριος July-September | Ιαν.-Σεπτέμβριος Jan.-September | | | | |
| Έπ/Κ Π/Κ On wooden M/S | Έπ/Κ Α/Π-Δ/Π On S/S-M/S | Έπ/Κ Π/Κ On wooden M/S | Έπ/Κ Α/Π-Δ/Π On S/S-M/S | Έπ/Κ Π/Κ On wooden M/S | Έπ/Κ Α/Π-Δ/Π On S/S-M/S | Έπ/Κ Π/Κ On wooden M/S | |
| - | 1.534 | - | 1.165 | - | 1.999 | - | Kimolos |
| - | 2.155 | - | 1.341 | - | 2.403 | - | Korthion |
| - | - | - | - | - | - | 15 | Korinthos |
| - | 3.899 | - | 4.305 | - | 5.672 | - | Kythnos (Dryopis, Loutra, Merichas) |
| - | - | - | - | - | - | - | Kymassion |
| 798 | 5.927 | 1.500 | 4.655 | 413 | 5.995 | 1.418 | Kymi |
| - | 24.209 | - | 14.810 | - | 23.342 | - | Kos |
| - | - | - | - | - | - | - | Larymna |
| 3.726 | - | 6.303 | - | 2.841 | - | 5.067 | Lavrion |
| 153 | 8.034 | 326 | 3.566 | 78 | 7.436 | 256 | Leros |
| 7.377 | 757 | 16.565 | 783 | 5.470 | 1.449 | 14.676 | Levkas |
| 11.433 | 36 | 34.335 | 29 | 13.396 | 38 | 29.938 | Lixourion |
| 3.174 | 4.854 | 6.639 | 3.599 | 4.476 | 5.247 | 9.207 | Limenaria |
| - | 3.692 | - | 2.107 | 521 | 3.221 | 521 | Limni |
| 4.772 | - | 8.928 | - | 4.837 | - | 9.293 | Marmarion |
| 1.729 | 517 | 3.824 | 348 | 958 | 805 | 2.755 | Meganision |
| - | - | - | - | - | - | - | Megara |
| 2 | 57.418 | 16 | 33.799 | - | 45.255 | - | Methana |
| - | 5.492 | - | 2.894 | - | 5.223 | - | Milos |
| - | 170 | 15 | 105 | 821 | 204 | 854 | Molyvos |
| 15 | 3.888 | 15 | 2.288 | - | 3.638 | 6 | Monemvasia |
| - | 552 | 12 | 257 | - | 582 | - | Moudros |
| - | 13.863 | - | 7.238 | - | 11.749 | - | Batsion |
| 586 | 34.496 | 589 | 20.543 | 122 | 29.410 | 129 | Myconos |
| - | 7.019 | - | 3.527 | - | 6.742 | - | Mirina |
| 485 | 726 | 1.409 | 573 | 444 | 1.076 | 924 | Myticas |
| - | 41.494 | 4 | 19.518 | 133 | 41.041 | 133 | Mytilini |
| 66 | 15.007 | 242 | 7.946 | 108 | 13.861 | 188 | Naxos |
| - | 369 | 11 | - | - | - | - | Nauplion |
| - | 3.887 | - | 2.109 | - | 3.978 | - | Neapolis |
| - | - | - | - | - | - | - | Nea Moudania |
| 2.415 | 8 | 6.790 | 11 | 2.560 | 11 | 6.420 | Oinousae |
| 534 | 112 | 1.099 | 211 | 1.192 | 369 | 2.703 | Paxi |
| 310 | 107 | 516 | 416 | 243 | 496 | 988 | Parga |
| 22 | 18.816 | 22 | 12.543 | 54 | 18.548 | 58 | Paros |
| 145 | 4.867 | 368 | 2.345 | 46 | 4.242 | 173 | Patmos |
| - | 6.145 | - | 3.016 | - | 6.397 | - | Patras |
| 275.099 | 956.217 | 530.345 | 520.532 | 281.674 | 946.879 | 500.784 | Piraeus |
| - | - | - | - | - | - | - | Perama |
| - | - | - | - | - | - | - | Petra |
| - | 51 | - | 32 | - | 69 | 5 | Plomarion |
| - | - | - | - | - | - | - | Polykhnitos |
| - | 126.034 | - | 54.118 | - | 114.690 | - | Poros |
| - | 77 | - | 91 | - | 133 | - | Porto-Lagos |
| 2.892 | 437 | 5.081 | 853 | 2.206 | 1.366 | 4.725 | Preveza |
| 13 | 572 | 14 | 303 | 1 | 448 | 42 | Pythagorion |
| - | - | - | - | - | - | - | Pylos |
| 6.327 | 36.419 | 11.480 | 18.732 | 7.005 | 30.112 | 13.768 | Rafina |
| - | 12.630 | - | 6.459 | - | 12.216 | - | Rethymnon |

IV : ΙΒ. Ναυτιλιακή κίνησης άκτοπλοΐας

•Επιβιβασθέντες επιβάται, κατά λιμένας. (συνέχεια)

| Λιμένες | Έτος 1963 | | | | | | |
|-----------------|----------------------------------|------------------------------------|----------------------------------|------------------------------------|----------------------------------|------------------------------------|----------------------------------|
| | •Ιούλιος July | | •Αύγουστος August | | •Σεπτέμβριος September | | •Ιούλιος- July - |
| | •Επί Α/Π-Δ/Π On S/S-M/S | •Επί Π/Κ On wooden M/S | •Επί Α/Π-Δ/Π On S/S-M/S | •Επί Π/Κ On wooden M/S | •Επί Α/Π-Δ/Π On S/S-M/S | •Επί Π/Κ On wooden M/S | •Επί Α/Π-Δ/Π On S/S-M/S |
| Ρόδος | 8.295 | 324 | 11.157 | 230 | 9.544 | 267 | 28.996 |
| Σάμη | 778 | - | 1.369 | - | 908 | - | 3.055 |
| Σαμοθράκη | 389 | 276 | 399 | 339 | 337 | 321 | 1.125 |
| Σέριφος | 603 | 6 | 971 | - | 988 | 32 | 2.562 |
| Σητεία | 410 | - | 284 | - | 628 | - | 1.322 |
| Σίφνος | 498 | 10 | 1.022 | 10 | 1.293 | - | 2.813 |
| Σιλιάθος | 1.493 | 768 | 2.444 | 1.720 | 1.187 | 846 | 5.124 |
| Σιδάπελος | 468 | 55 | 1.009 | 140 | 504 | 83 | 1.981 |
| Σιθώρος | 636 | 316 | 1.693 | 346 | 962 | 176 | 3.291 |
| Σούδα | 5.448 | - | 6.908 | - | 8.531 | - | 20.887 |
| Σπέτσαι | 9.117 | - | 12.703 | - | 9.310 | - | 31.130 |
| Στρατώνιον | - | - | - | - | - | - | - |
| Στυλίδες | 2 | - | 83 | - | - | - | 85 |
| Σύμη | 420 | 327 | 615 | 342 | 579 | 208 | 1.614 |
| Σύρος | 4.991 | - | 6.482 | - | 6.057 | - | 17.530 |
| Τήνος | 11.427 | 194 | 24.535 | - | 12.756 | - | 48.713 |
| Υδρα | 11.318 | - | 14.623 | - | 10.650 | - | 36.591 |
| Φοῦρνοι Κορσεῶν | 25 | - | 117 | - | 92 | - | 234 |
| Χαλίδες | 1.948 | 44 | 1.821 | 26 | 1.223 | 31 | 4.992 |
| Χανιά | - | - | - | - | - | - | - |
| Χίος | 6.285 | 900 | 7.806 | 880 | 8.142 | 630 | 22.233 |
| Ωρεοί | 144 | 10 | 185 | - | 250 | - | 579 |
| Λοιποί (I) | 8.013 | 7.142 | 6.086 | 8.013 | 4.541 | 5.002 | 18.640 |

Παρατήρησης: Δέν περιλαμβάνονται οί επιβιβασθέντες επιβάται εἰς πορθμεῖα, τουριστικά πλοῖα καί θαλαμηγούς.

(I) Τά στοιχεῖα ἀναφέρονται εἰς 132 μικροῦς λιμένας.



Coastwise traffic

Passengers embarked, by ports. (continued)

| Year 1963 | | | Έτος 1962 - Year 1962 | | | | Port |
|-----------------------------------|------------------------------------|-------------------------------------|------------------------------------|-----------------------------------|---------------------------------|-----------------------------------|------------|
| Σεπτέμβρ. Sept. | Ιαν.-Σεπτέμβριος Jan.-September | Ιούλ.-Σεπτέμβριος July-September | Ιαν.-Σεπτέμβριος Jan.-September | | | | |
| Έπι Π/Κ On wooden M/S | Έπι Α/Π-Δ/Π On S/S-M/S | Έπι Π/Κ On wooden M/S | Έπι Α/Π-Δ/Π On S/S-M/S | Έπι Π/Κ On wooden M/S | Έπι Α/Π-Δ/Π On S/S-M/S | Έπι Π/Κ On wooden M/S | |
| 821 | 50.418 | 1.936 | 31.338 | 827 | 51.280 | 1.770 | Rhodes |
| - | 6.414 | I | 3.767 | - | 8.301 | - | Sami |
| 936 | 2.478 | 1.821 | 1.105 | 1.100 | 2.863 | 1.986 | Samothraki |
| 38 | 3.943 | 38 | 2.008 | - | 3.469 | - | Serifos |
| - | 2.530 | - | 1.238 | - | 2.407 | - | Sitia |
| 20 | 4.670 | 20 | 2.475 | - | 3.916 | - | Sifnos |
| 3.334 | 7.213 | 4.636 | 5.013 | 2.797 | 6.747 | 4.999 | Sciathos |
| 278 | 3.033 | 699 | 1.993 | 282 | 2.774 | 708 | Scopelos |
| 838 | 4.029 | 1.425 | 2.489 | 542 | 3.590 | 1.380 | Skyros |
| - | 43.345 | - | 20.409 | - | 41.208 | - | Souda |
| - | 52.588 | - | 26.576 | - | 44.779 | - | Spetsai |
| - | - | - | - | - | - | - | Stratonion |
| - | 96 | 9 | 121 | 24 | 134 | 56 | Stylis |
| 877 | 3.243 | 2.220 | 1.407 | 1.006 | 3.028 | 2.133 | Symi |
| - | 34.758 | - | 16.358 | 91 | 34.153 | 172 | Syros |
| 194 | 64.068 | 194 | 45.456 | - | 60.254 | - | Tenos |
| - | 76.125 | - | 42.953 | - | 76.832 | - | Hydra |
| - | 318 | - | 143 | - | 318 | - | Fourni |
| 101 | 7.049 | 125 | 9.186 | 899 | 12.547 | 899 | Chalkis |
| - | - | - | - | - | - | - | Canea |
| 2.410 | 47.888 | 6.950 | 21.321 | 2.590 | 46.242 | 6.071 | Chios |
| 10 | 1.686 | 86 | 947 | - | 2.381 | 72 | Orei |
| 20.157 | 27.562 | 40.601 | 11.352 | 22.034 | 18.585 | 44.200 | Other (I) |

Note: Passengers embarked on ferry-boats, cruise ships and yachts are not included.

(I) The numbers refer to 132 small ports.



IV : 19. Ναυτιλιακή κίνησης άποπλοΐας

*Εφορτωθέντα έμπορεύματα, κατά λιμένας.

Είς μετρικούς τόννους

| Λιμένες | *Έτος 1963 | | | | | | |
|-------------------|------------------------------------|---------------------------------------|------------------------------------|--------------------------------------|------------------------------------|--------------------------------------|------------------------------------|
| | *Ιούλιος July | | Αύγουστος August | | Σεπτέμβριος September | | Ιούλιος- July- |
| | *Από Α/Π-Δ/Π From S/S-M/S | *Από, Π/Κ From wooden M/S | *Από Α/Π-Δ/Π From S/S-M/S | *Από Π/Κ From wooden M/S | *Από Α/Π-Δ/Π From S/S-M/S | *Από Π/Κ From wooden M/S | *Από Α/Π-Δ/Π From S/S-M/S |
| Σύνολον | 236.332 | 91.049 | 237.713 | 100.130 | 222.383 | 96.577 | 696.428 |
| *Αγία Εύφημια | - | 10 | 25 | 10 | - | 35 | 25 |
| *Αγία Πελαγία | 65 | 50 | 63 | 34 | 4 | 185 | 132 |
| *Αγιος Εδσνράτιος | 7 | - | 9 | - | 5 | - | 21 |
| *Αγιος Κήρυκος | 252 | 214 | 360 | 115 | 263 | 24 | 875 |
| *Αγιος Ηιούλαος | 1.146 | - | 852 | 108 | 1.159 | - | 3.157 |
| Αΐγινα | 7 | 724 | 3 | 347 | 3 | 585 | 13 |
| Αΐγιον | - | 12 | - | 65 | 30 | - | 30 |
| Αΐδηφός | 4 | 245 | - | 135 | - | 100 | 4 |
| *Αλεξανδρούπολις | 2.115 | 495 | 1.963 | 293 | 1.566 | 1.108 | 5.644 |
| *Αλδονησος | - | 110 | - | 112 | - | 157 | - |
| *Αμοργός | 28 | 121 | 20 | 40 | 45 | 14 | 93 |
| *Ανδρος | 116 | 952 | 263 | 367 | 269 | 804 | 643 |
| *Αντικύρα | 410 | 240 | 300 | - | 885 | 80 | 2.095 |
| *Αργοστόλιον | 95 | 580 | 320 | 426 | 380 | 622 | 795 |
| *Ασταμός | 45 | 18 | - | 484 | 100 | 125 | 145 |
| *Αστυπάλαια | 14 | 25 | 16 | 18 | 19 | 110 | 49 |
| Βαθύ Σάμου | 784 | 937 | 1.098 | 594 | 1.648 | 785 | 3.530 |
| Βασιλική | - | - | - | - | - | - | - |
| Βόλος | 27.827 | 3.648 | 24.969 | 3.214 | 23.663 | 1.831 | 76.459 |
| Γαλαξειδίον | - | - | - | - | - | - | - |
| Γαύριον | - | - | - | - | - | - | - |
| Γέρα | 1.036 | 478 | 1.236 | 776 | 1.056 | 467 | 3.328 |
| Γερακινή | - | - | - | - | - | - | - |
| Γλώσσα | - | 129 | - | 183 | - | 111 | - |
| Γύθειον | 250 | 257 | 232 | 378 | 252 | 40 | 734 |
| *Ελευσίς | 22.771 | 2.980 | 11.576 | 826 | 12.762 | 1.492 | 47.109 |
| *Ερμιόνη | - | 243 | - | 165 | - | 222 | - |
| Εύδηλος | 112 | - | 158 | 20 | - | - | 270 |
| Ζάκυνθος | 125 | 871 | 130 | 871 | 40 | 690 | 295 |
| *Ηγουμενίτσα | 2.787 | 863 | 3.955 | 1.090 | 4.845 | 367 | 11.587 |
| *Ηράκλειον | 16.148 | 2.352 | 18.653 | 1.233 | 16.513 | 946 | 51.314 |
| Θάσος | - | 25 | - | 50 | - | 32 | - |
| Θεσσαλονίκη | 52.983 | 13.058 | 43.911 | 11.371 | 43.411 | 13.444 | 140.305 |
| Θήρα | 532 | 650 | 497 | 1.562 | 406 | 41 | 1.435 |
| *Ιθάκη | 14 | 210 | 27 | 147 | 11 | 227 | 52 |
| *Ιος | 86 | 52 | 52 | 15 | 89 | 20 | 227 |
| *Ισθμία | - | - | - | - | - | - | - |
| *Ιτέα | - | 305 | - | 859 | 79 | 330 | 79 |
| Καβάλα | 6.523 | 3.559 | 4.175 | 2.159 | 5.750 | 2.728 | 16.448 |
| Καλαμάτα | 1.934 | 1.360 | 1.837 | 677 | 1.080 | 563 | 4.851 |
| Κάλυμνος | 677 | 349 | 790 | 220 | 581 | 419 | 2.048 |
| Καρλόβασι | 686 | 161 | 1.022 | 144 | 1.087 | 368 | 2.795 |
| Κάρπαθος | 186 | 153 | 375 | 340 | 165 | 195 | 726 |
| Κάρυστος | - | 367 | 5 | 542 | - | 390 | 5 |
| Κάσος | 143 | - | 48 | - | 129 | - | 320 |
| Κατάριολον | - | - | - | - | - | - | - |
| Κέα | - | 54 | - | 74 | - | 77 | - |
| Κέρκυρα | 3.558 | 3.377 | 4.210 | 3.930 | 4.111 | 5.863 | 11.879 |

Coastwise traffic

Goods unloaded, by ports.

Metric tons

| Year 1963 | | | Έτος 1962-Year 1962 | | | | Port | |
|-------------------------|-------------------------------------|--------------------------------------|--------------------------------------|------------------------------------|--------------------------------------|------------------------------------|-----------------|--------------------------------------|
| -Σεπτέμβριος - Sept. | •Ιαν.-Σεπτέμβριος Jan.-September | •Από Π/Κ From wooden M/S | •Ιούλ.-Σεπτέμβριος July-September | •Από Α/Π-Δ/Π From S/S-M/S | •Από Π/Κ From wooden M/S | •Από Α/Π-Δ/Π From S/S-M/S | | •Από Π/Κ From wooden M/S |
| 287.756 | 1.765.686 | 745.071 | 669.043 | 266.524 | 1.793.552 | 772.330 | | Total |
| 55 | 39 | 87 | - | 237 | - | 420 | Aghia Efimia | |
| 289 | 167 | 749 | - | 264 | 106 | 691 | Aghia Pelagia | |
| - | 77 | - | 18 | - | 142 | 12 | Ag. Evstratios | |
| 353 | 1.966 | 766 | 511 | 667 | 1.119 | 1.350 | Aghios Kirikos | |
| 103 | 8.093 | 481 | 2.902 | - | 11.466 | 35 | Aghios Nicolaos | |
| 2.156 | 108 | 5.992 | 20 | 2.208 | 86 | 6.436 | Aigina | |
| 77 | 350 | 514 | 133 | 80 | 999 | 4.981 | Aigion | |
| 480 | 6 | 886 | 33 | 378 | 52 | 801 | Edipsos | |
| 1.896 | 14.574 | 4.196 | 6.382 | 1.608 | 17.653 | 4.101 | Alexandroupolis | |
| 379 | - | 854 | 3 | 298 | 87 | 894 | Alonnisos | |
| 175 | 295 | 394 | 120 | 64 | 330 | 129 | Amorgos | |
| 2.623 | 658 | 7.196 | 10 | 3.083 | 130 | 7.630 | Andros | |
| 320 | 3.055 | 610 | - | - | 9.711 | - | Anticyra | |
| 1.628 | 2.909 | 4.307 | 112 | 2.158 | 1.644 | 4.520 | Argostolion | |
| 627 | 325 | 1.999 | 90 | 423 | 130 | 1.445 | Astacos | |
| 153 | 118 | 762 | 40 | 252 | 224 | 455 | Astypalea | |
| 2.316 | 8.157 | 5.389 | 3.506 | 2.799 | 8.960 | 5.207 | Vathy Samou | |
| - | - | 153 | - | 130 | - | 509 | Vassiliki | |
| 8.673 | 163.673 | 29.323 | 58.254 | 4.861 | 137.953 | 16.526 | Volos | |
| - | - | 70 | - | 74 | 231 | 126 | Galaxidion | |
| - | - | - | - | - | 2 | - | Gavrion | |
| 1.721 | 8.407 | 2.835 | 2.620 | 1.746 | 8.608 | 3.705 | Gera | |
| - | - | 363 | - | - | 4 | 65 | Yerakini | |
| 423 | - | 1.133 | - | 432 | 6 | 1.164 | Glossa | |
| 675 | 1.611 | 1.397 | 359 | 2 | 1.492 | 1.041 | Yithion | |
| 5.298 | 133.266 | 16.640 | 57.236 | 8.208 | 134.629 | 27.139 | Eleusis | |
| 630 | - | 1.355 | 1.600 | 129 | 1.626 | 538 | Ermioni | |
| 20 | 737 | 285 | 449 | 133 | 713 | 178 | Evdilos | |
| 2.432 | 1.265 | 5.948 | 765 | 2.823 | 1.192 | 5.992 | Zante | |
| 2.320 | 24.088 | 7.456 | 5.745 | 2.992 | 15.939 | 6.842 | Igoumenitsa | |
| 4.531 | 133.238 | 11.801 | 41.297 | 4.976 | 109.799 | 13.040 | Iraclion | |
| 107 | 60 | 494 | - | 191 | 365 | 556 | Thasos | |
| 37.873 | 373.564 | 105.374 | 135.232 | 47.292 | 348.390 | 158.376 | Salonika | |
| 2.253 | 3.980 | 6.165 | 115 | 1.924 | 270 | 4.888 | Thira | |
| 584 | 141 | 1.655 | - | 590 | 26 | 1.870 | Ithaki | |
| 87 | 460 | 304 | 37 | 243 | 84 | 646 | Ios | |
| - | 90 | 41 | - | - | - | 65 | Isthmia | |
| 1.494 | 675 | 4.489 | 172 | 1.117 | 551 | 5.577 | Itea | |
| 8.446 | 40.569 | 20.180 | 14.755 | 8.017 | 43.396 | 20.884 | Kavala | |
| 2.600 | 8.585 | 4.168 | 8.831 | 7.167 | 18.170 | 8.781 | Kalamata | |
| 988 | 5.319 | 3.215 | 1.831 | 1.127 | 5.024 | 3.396 | Kalymnos | |
| 673 | 6.114 | 1.751 | 2.544 | 631 | 6.957 | 1.388 | Karlovassi | |
| 688 | 1.748 | 2.028 | 1.063 | 937 | 1.734 | 2.732 | Karpathos | |
| 1.299 | 5 | 2.674 | - | 1.181 | - | 2.471 | Karystos | |
| - | 926 | - | 230 | - | 855 | 100 | Cassos | |
| - | 820 | - | 1.288 | - | 1.644 | 624 | Katakolon | |
| 205 | - | 846 | - | 445 | 12 | 1.137 | Kea | |
| 13.170 | 27.218 | 30.661 | 7.489 | 5.554 | 19.038 | 20.752 | Corfu | |

IV : 19. Ναυτιλιακή κίνησης αεροπλοΐας

*Επιφορτωθέντα εμπορεύματα, κατά λιμένας. (συνέχεια)

Είς μετρικούς τόννους.

| Λιμένες | Έτος 1963 | | | | | | |
|--------------------------------------|-----------------------------------|-------------------------------------|-----------------------------------|-------------------------------------|-----------------------------------|-------------------------------------|-----------------------------------|
| | Ιούλιος July | | Αύγουστος August | | Σεπτέμβριος September | | Ιούλιος- July - - |
| | Από Α/Π-Δ/Π From S/S-M/S | Από Π/Κ From wooden M/S | Από Α/Π-Δ/Π From S/S-M/S | Από Π/Κ From wooden M/S | Από Α/Π-Δ/Π From S/S-M/S | Από Π/Κ From wooden M/S | Από Α/Π-Δ/Π From S/S-M/S |
| Κίμωλος | - | 46 | - | 83 | - | 125 | - |
| Κόρθιον | 2 | 180 | 31 | 192 | 125 | 84 | 158 |
| Κόρινθος | - | 80 | 410 | 100 | - | 100 | 410 |
| Κύθνος (Δρυοπίς, Λουτρά, Μέρικας) | - | 31 | - | 60 | - | 44 | - |
| Κυμάσιον | - | 102 | - | 102 | - | - | - |
| Κόμη | - | 31 | - | 30 | - | 373 | - |
| Κως | 902 | 785 | 886 | 788 | 817 | 644 | 2.605 |
| Λάρυμνα | - | - | - | - | - | - | - |
| Λαύριον | - | 329 | - | 36 | - | 331 | - |
| Λέρος | 172 | 92 | 240 | 55 | 226 | 147 | 638 |
| Λευιάς | 130 | 494 | 525 | 325 | 57 | 557 | 712 |
| Ληξούριον | 265 | 45 | 130 | 147 | 146 | 30 | 541 |
| Λιμενάρια | 24 | 137 | 12 | 24 | 14 | 65 | 50 |
| Λίμνη | - | 130 | - | 197 | - | 146 | - |
| Μαρμάριον | - | 80 | - | 54 | - | 74 | - |
| Μεγανήσιον | 140 | 31 | - | - | - | - | 140 |
| Μέγαρα | 3 | 38 | 628 | 75 | 998 | 126 | 1.629 |
| Μέθανα | 15 | 66 | - | 174 | - | 1 | 15 |
| Μήλος | 89 | 155 | 1 | 361 | - | 391 | 90 |
| Μόλυβος | - | 292 | 23 | 31 | 30 | 53 | 53 |
| Μονεμβασιά | 13 | 327 | - | 222 | - | 197 | 13 |
| Μοϋδρος | 55 | - | 160 | 1.044 | 24 | 1.273 | 239 |
| Μπάτσιον | - | 654 | 51 | - | 50 | - | 101 |
| Μόνοιος | 181 | 807 | - | 917 | 127 | 792 | 308 |
| Μυρίνα | 1 | 55 | 153 | 912 | 131 | 815 | 285 |
| Μότινας | 2.418 | 1.419 | - | 44 | - | 97 | 2.418 |
| Μυτιλήνη | 833 | 999 | 3.948 | 1.227 | 2.337 | 908 | 7.118 |
| Νάξος | 500 | 200 | 717 | 2.438 | 792 | 1.248 | 2.009 |
| Ναύπλιον | - | 410 | - | 200 | 36 | 66 | 36 |
| Νεάπολις | - | - | - | 351 | - | 215 | - |
| Νέα Μουδανιά | - | - | - | - | - | - | - |
| Οινοϋσαι | 5 | 110 | 55 | 130 | 50 | 100 | 110 |
| Παξοί | 130 | 75 | 6 | 85 | 10 | 25 | 146 |
| Πάργα | 50 | 180 | - | 60 | - | 108 | 50 |
| Πάρος | 51 | 410 | 20 | 416 | 106 | 429 | 177 |
| Πάτμος | 76 | 86 | 109 | 16 | 61 | 142 | 246 |
| Πάτραι | 5.128 | 1.229 | 8.759 | 2.310 | 6.127 | 657 | 20.014 |
| Πειραιεύς | 46.684 | 18.920 | 54.835 | 22.209 | 40.568 | 21.997 | 142.087 |
| Πέραμα | 3.400 | 10 | 3.835 | - | 870 | 37 | 8.105 |
| Πέτρα | - | 39 | - | 158 | 29 | 16 | 29 |
| Πλωμάριον | 157 | 356 | 323 | 625 | 155 | 332 | 635 |
| Πολύχνιτος | 44 | 200 | 8 | 405 | 95 | 212 | 147 |
| Πόρος | 8 | 762 | 7 | 465 | 4 | 854 | 19 |
| Πόρτο-Λάγος | 2.857 | 70 | 2.552 | 104 | 3.393 | 50 | 8.302 |
| Πρέβεζα | 690 | 941 | 2.230 | 620 | 2.550 | 354 | 5.470 |
| Πυθαγόρειον | 285 | 11 | 363 | 198 | 365 | 200 | 1.013 |
| Πύλος | 165 | - | - | - | 540 | - | 705 |
| Ραφήνα | 44 | 100 | 47 | 135 | 26 | 86 | 117 |
| Ρέθυμνον | 3.136 | 208 | 2.312 | - | 3.181 | - | 8.629 |

Coastwise traffic

Goods unloaded, by ports. (continued)

Metric tons

| Year 1963 | | | Έτος 1962 - Year 1962 | | | | Port |
|--------------------------------------|------------------------------------|--------------------------------------|------------------------------------|--------------------------------------|------------------------------------|--------------------------------------|---------------------------------------|
| Σεπτέμβρ. Sept. | Ίαν.-Σεπτέμβριος Jan.-September | Ιούλ.-Σεπτέμβριος July-September | Ίαν.-Σεπτέμβριος Jan.-September | | | | |
| 'Από Π/Κ From wooden M/S | 'Από Α/Π-Δ/Π From S/S-M/S | 'Από Π/Κ From wooden M/S | 'Από Α/Π-Δ/Π From S/S-M/S | 'Από Π/Κ From wooden M/S | 'Από Α/Π-Δ/Π From S/S-M/S | 'Από Π/Κ From wooden M/S | |
| 254 | - | 483 | - | 168 | - | 431 | Kimolos |
| 456 | 171 | 1.230 | I | 662 | 3 | 1.499 | Korthion |
| 280 | 435 | 360 | I.723 | 430 | I.723 | 475 | Korinthos |
| 135 | 6 | 391 | I | 292 | 21 | 608 | Kythnos (Dryopis Loutra, Merichas) |
| 204 | - | 324 | - | - | - | 324 | Kymassion |
| 434 | - | 1.275 | - | 217 | - | 2.452 | Kymi |
| 2.217 | 7.017 | 5.342 | 2.621 | 1.360 | 6.671 | 4.103 | Kos |
| - | - | - | - | - | 9.096 | - | Larymna |
| 696 | 15.851 | 1.575 | 10.087 | 1.398 | 42.831 | 4.540 | Lavrion |
| 294 | 2.121 | 1.237 | 792 | 577 | 1.774 | 1.377 | Leros |
| I.376 | 712 | 3.580 | 75 | 2.334 | 381 | 4.222 | Levkas |
| 222 | 1.386 | 888 | 660 | 236 | 1.460 | 663 | Lixourion |
| 226 | 128 | 617 | 48 | 181 | 118 | 550 | Limenaria |
| 473 | - | 683 | - | 340 | 2 | 450 | Limni |
| 208 | - | 424 | 50 | 414 | 50 | 800 | Marmarion |
| 31 | 140 | 31 | - | - | - | 46 | Meganision |
| 239 | 2.633 | 345 | 1.586 | 247 | 2.375 | 314 | Megara |
| 241 | 39 | 665 | 15 | - | 69 | 119 | Methana |
| 907 | 376 | 2.666 | 35 | 1.167 | 230 | 3.269 | Milos |
| 376 | 115 | 561 | 657 | 190 | 792 | 522 | Molyvos |
| 746 | 27 | 1.287 | - | 457 | - | 1.140 | Monemvasia |
| 2.317 | 890 | 4.076 | 447 | 963 | 1.165 | 3.090 | Moudros |
| 654 | 344 | 654 | 179 | - | 444 | - | Batsion |
| 2.516 | 1.640 | 6.985 | 3.916 | 3.569 | 5.659 | 9.073 | Myconos |
| I.782 | 1.086 | 4.532 | 584 | 1.620 | 1.223 | 3.960 | Mirina |
| I.560 | 2.427 | 1.959 | I | 103 | 6 | 481 | Myticas |
| 3.134 | 18.685 | 10.204 | 7.095 | 6.068 | 21.046 | 14.887 | Mytilini |
| 3.886 | 5.685 | 12.913 | 2.924 | 5.353 | 6.044 | 10.860 | Naxos |
| 676 | 1.037 | 2.726 | - | 536 | 824 | 3.282 | Nauplion |
| 566 | - | 1.598 | 2 | 789 | 9 | 1.875 | Neapolis |
| - | 537 | 13 | I | 205 | 217 | 1.138 | Nea Moudania |
| 390 | 190 | 1.227 | 79 | 696 | 221 | 1.535 | Oinousae |
| 185 | 251 | 518 | 66 | 671 | 368 | 3.203 | Paxi |
| 348 | 50 | 730 | 160 | 327 | 392 | 889 | Parga |
| I.255 | 243 | 3.302 | 4 | 1.591 | 86 | 3.100 | Paros |
| 244 | 546 | 1.008 | 160 | 414 | 402 | 1.186 | Patmos |
| 4.196 | 58.040 | 8.710 | 35.779 | 2.889 | 95.331 | 15.173 | Patras |
| 63.126 | 334.163 | 158.889 | 123.385 | 32.933 | 356.452 | 115.154 | Piraeus |
| 47 | 21.690 | 416 | 5.420 | 552 | 18.500 | 1.159 | Perama |
| 213 | 37 | 321 | - | 402 | 9 | 617 | Petra |
| I.313 | 779 | 2.190 | 325 | 1.546 | 563 | 2.320 | Plomarion |
| 817 | 159 | 1.584 | 61 | 696 | 230 | 1.388 | Polykhnitos |
| 2.081 | 136 | 4.811 | 7 | 2.203 | 136 | 4.045 | Poros |
| 224 | 21.831 | 1.312 | 5.884 | 350 | 15.326 | 2.438 | Porto-Lagos |
| I.915 | 16.832 | 10.517 | 5.204 | 2.018 | 17.777 | 10.458 | Preveza |
| 409 | 2.535 | 978 | 1.097 | 762 | 2.448 | 1.882 | Pythagorion |
| - | 11.789 | 830 | 7.820 | - | 21.122 | - | Pylos |
| 321 | 324 | 1.039 | 45 | 210 | 169 | 1.173 | Rafina |
| 208 | 18.363 | 1.167 | 6.324 | 1.262 | 15.077 | 3.179 | Rethymnon |

IV : Ι9. Ναυτιλιακή κίνησης λιτοπλοίας

Ειφορτωθέντα έμπορεύματα, κατά λιμένας. (συνέχεια)

Είς μετριούς τόνους

| Λιμένες | Έτος 1963 | | | | | | |
|-----------------|-----------------|-----------------------|---------------------|-----------------------|--------------------------|-----------------------|--------------------|
| | Ιούλιος July | | Αύγουστος August | | Σεπτέμβριος September | | Ιούλιος- July - |
| | Από Α/Π-Δ/Π | Από Π/Κ | Από Α/Π-Δ/Π | Από Π/Κ | Από Α/Π-Δ/Π | Από Π/Κ | Από Α/Π-Δ/Π |
| | From S/S-M/S | From wooden M/S | From S/S-M/S | From wooden M/S | From S/S-M/S | From wooden M/S | From S/S-M/S |
| Ρόδος | 6.018 | 1.301 | 5.420 | 1.120 | 7.951 | 1.290 | 19.389 |
| Σάμη | 150 | 95 | 59 | 70 | 38 | 80 | 247 |
| Σαμοθράκη | 35 | 129 | 4 | 449 | 2 | 63 | 41 |
| Σέριφος | - | 85 | - | 56 | 15 | 61 | 15 |
| Σητεία | 696 | 150 | 974 | 31 | 1.229 | 3 | 2.899 |
| Σίφνος | 23 | 96 | - | 195 | - | 144 | 23 |
| Σικιάδος | - | 432 | - | 315 | - | 382 | - |
| Σιδάπελος | - | 129 | - | 180 | - | 141 | - |
| Σιθός | 4 | 89 | 27 | 56 | 68 | 76 | 99 |
| Σούδα | 2.470 | 300 | 3.326 | 810 | 6.027 | 2.358 | 11.823 |
| Σπέτσαι | 6 | 103 | - | 410 | - | 208 | 6 |
| Στρατώνιον | - | - | 130 | 39 | 80 | 23 | 210 |
| Στυλίδες | 113 | 569 | 196 | 710 | 69 | 405 | 378 |
| Σύμη | 6 | 95 | 17 | 127 | 3 | 105 | 26 |
| Σύρος | 290 | 1.201 | 129 | 1.607 | 195 | 1.728 | 614 |
| Τήνος | 120 | 472 | 108 | 1.675 | 5 | 1.661 | 233 |
| Υδρα | 5 | 786 | 2 | 381 | 2 | 451 | 9 |
| Φοῦρνοι Κορσεῶν | 30 | 11 | 22 | 20 | 17 | 52 | 69 |
| Χαλκίδες | 1.889 | 814 | 3.700 | 426 | 1.778 | 120 | 7.367 |
| Χανιά | 3.742 | 954 | 4.320 | 377 | 6.481 | 296 | 14.543 |
| Χίος | 3.593 | 1.474 | 4.378 | 3.803 | 4.214 | 2.658 | 12.185 |
| Ωρεοί | 94 | 575 | 108 | 1.049 | 33 | 1.474 | 235 |
| Λοιποί (I) | 4.929 | 9.253 | 7.767 | 13.025 | 7.730 | 12.700 | 20.426 |

(I) Τά στοιχεία αναφέρονται είς 132 μικρούς λιμένας.



Coastwise traffic

Goods unloaded, by ports. (continued)

Metric tons

| Year 1963 | | | Έτος 1962 - Year 1962 | | | | Port |
|-------------------------------------|------------------------------------|-------------------------------------|------------------------------------|-------------------------------------|-----------------------------------|-------------------------------------|------------|
| Σεπτέμβρ. Sept. | Ίαν.-Σεπτέμβριος Jan.-September | Ίούλ.-Σεπτέμβριος July-September | Ίαν.-Σεπτέμβριος Jan.-September | | | | |
| Από Π/Κ From wooden M/S | Από Α/Π-Δ/Π From S/S-M/S | Από Π/Κ From wooden M/S | Από Α/Π-Δ/Π From S/S-M/S | Από Π/Κ From wooden M/S | Από Α/Π-Δ/Π From S/S-M/S | Από Π/Κ From wooden M/S | |
| 3.711 | 60.081 | 12.747 | 14.166 | 4.980 | 46.551 | 11.245 | Rhodes |
| 245 | 842 | 438 | 135 | 594 | 587 | 1.507 | Sami |
| 641 | 107 | 1.334 | 6 | 198 | 18 | 583 | Samothraki |
| 202 | 23 | 1.007 | 40 | 558 | 42 | 668 | Serifos |
| 234 | 6.457 | 534 | 2.744 | 25 | 7.244 | 421 | Sitia |
| 435 | 24 | 1.224 | - | 263 | 2 | 925 | Sifnos |
| 1.129 | 2 | 2.320 | 2 | 740 | 9 | 1.897 | Sciathos |
| 450 | 3 | 1.434 | - | 570 | 4 | 1.541 | Scopelos |
| 221 | 104 | 637 | 8 | 107 | 10 | 712 | Skyros |
| 3.462 | 31.434 | 13.118 | 15.735 | 1.976 | 48.855 | 7.917 | Souda |
| 721 | 576 | 4.620 | 666 | 9.244 | 2.538 | 12.605 | Spetsai |
| 62 | 1.128 | 255 | 162 | 76 | 416 | 234 | Stratonion |
| 1.684 | 1.197 | 3.461 | 236 | 806 | 885 | 2.552 | Stylis |
| 327 | 127 | 1.146 | 16 | 311 | 98 | 1.170 | Symi |
| 4.536 | 2.492 | 14.517 | 1.051 | 6.808 | 3.530 | 18.320 | Syros |
| 3.808 | 452 | 3.181 | 47 | 1.891 | 96 | 6.392 | Tenos |
| 1.618 | 37 | 2.611 | 12 | 1.431 | 97 | 1.654 | Hydra |
| 83 | 211 | 202 | 128 | 44 | 240 | 87 | Fourni |
| 1.360 | 11.494 | 3.755 | 6.690 | 1.655 | 16.107 | 7.748 | Chalkis |
| 1.587 | 34.796 | 5.182 | 10.703 | 2.889 | 23.579 | 6.818 | Canea |
| 7.935 | 30.410 | 15.705 | 10.314 | 7.225 | 26.423 | 15.083 | Chios |
| 3.098 | 361 | 4.115 | 44 | 2.445 | 109 | 3.476 | Orei |
| 34.978 | 54.416 | 79.313 | 25.026 | 24.849 | 55.721 | 73.105 | Other (I) |

(I) The numbers refer to 132 small ports.



IV : 20. Ναυτιλιακή κίνησης & αποπλοίας
Φορτωθέντα εμπορεύματα, κατά λιμένες

Είς μετρικούς τόννους

| Λιμένες | Έτος 1963 | | | | | | |
|------------------|---------------------------------|-----------------------------------|---------------------------------|-----------------------------------|---------------------------------|-----------------------------------|---------------------------------|
| | Ιούλιος July | | Αύγουστος August | | Σεπτέμβριος September | | Ιούλιος- July - |
| | Έπι Α/Π-Δ/Π On S/S-M/S | Έπι Π/Κ On wooden M/S | Έπι Α/Π-Δ/Π On S/S-M/S | Έπι Π/Κ On wooden M/S | Έπι Α/Π-Δ/Π On S/S-M/S | Έπι Π/Κ On wooden M/S | Έπι Α/Π-Δ/Π On S/S-M/S |
| Σύνολον | 242.187 | 96.893 | 236.812 | 98.398 | 221.577 | 102.914 | 700.576 |
| Αγία Εδθημία | - | - | - | - | - | 23 | - |
| Αγία Πελαγία | - | 17 | - | 4 | - | 16 | - |
| Αγιος Εδστράτιος | 15 | - | 5 | - | - | - | 20 |
| Αγιος Κήρυκος | 16 | - | 26 | 2 | 47 | 3 | 89 |
| Αγιος Νικολάος | 293 | - | 219 | - | 324 | - | 336 |
| Αίγινα | 2 | 55 | - | 45 | - | 49 | 2 |
| Αίγιον | - | - | - | - | - | - | - |
| Αΐδηφός | - | 50 | - | - | - | 296 | - |
| Αλεξανδρούπολις | 4.608 | 2.266 | 4.990 | 1.645 | 5.379 | 1.248 | 14.977 |
| Αλόνησος | - | - | - | - | - | - | - |
| Αμοργός | 1 | 1 | - | - | - | - | 1 |
| Ανδρος | - | 559 | 10 | 624 | 27 | 424 | 37 |
| Αντικυρα | 2.500 | - | 7.380 | - | 4.150 | - | 14.030 |
| Αργοςτάλιον | 1.015 | 595 | 1.102 | 24 | 1.640 | 320 | 3.757 |
| Αστακός | - | 264 | - | 106 | - | 198 | - |
| Αστυπάλαια | 10 | 33 | 11 | 12 | 11 | 27 | 32 |
| Βαθύ Σάμου | 225 | 64 | 218 | 45 | 223 | 37 | 666 |
| Βασιλική | - | - | - | - | - | - | - |
| Βόλος | 23.991 | 13.222 | 28.065 | 14.159 | 25.460 | 17.070 | 77.516 |
| Γαλαξείδιον | - | - | - | - | - | 40 | - |
| Γαβριον | - | - | - | - | - | - | - |
| Γέρα | 265 | 196 | 332 | 185 | 265 | 184 | 862 |
| Γερακινη | - | - | - | - | - | - | - |
| Γλώσσα | - | 23 | - | 80 | - | 84 | - |
| Γύθειον | - | - | - | 2 | 5 | - | 5 |
| Ελευσίς | 81.578 | 11.774 | 76.551 | 13.428 | 76.216 | 12.287 | 234.345 |
| Ερμιόνη | - | 95 | - | 40 | 600 | 52 | 600 |
| Εύδηλος | - | - | - | - | - | - | - |
| Ζάνυθος | 200 | 4.188 | - | 2.669 | - | 4.631 | 200 |
| Ηγουμενίτσα | - | 76 | - | 176 | - | 129 | - |
| Ηράκλειον | 2.067 | 156 | 2.801 | 170 | 2.183 | 144 | 7.051 |
| Θάσος | - | 103 | - | 34 | - | 170 | - |
| Θεσσαλονίκη | 8.752 | 6.370 | 7.990 | 5.459 | 6.686 | 11.873 | 23.428 |
| Θήρα | 19.692 | 3.625 | 21.112 | 2.074 | 28.257 | 3.998 | 69.061 |
| Ιθάκη | - | 12 | - | 20 | - | 19 | - |
| Ιος | - | - | 12 | - | 12 | 15 | 24 |
| Ισθμία | - | - | 100 | 280 | - | - | 100 |
| Ιτέα | 71 | - | 158 | - | 124 | 23 | 353 |
| Καβάλα | 459 | 135 | 759 | 733 | 918 | 459 | 2.136 |
| Καλαμάτα | 400 | 100 | 150 | 387 | - | 216 | 550 |
| Κάλυμνος | 62 | 21 | 27 | 31 | 3 | 10 | 92 |
| Καρλόβασι | 146 | 64 | 234 | 119 | 163 | 149 | 543 |
| Κάρπαθος | 10 | 36 | 3 | 35 | 7 | 68 | 20 |
| Κάρυστος | - | 22 | - | 82 | - | 881 | - |
| Κάσος | - | - | - | - | - | - | - |
| Κατάκολον | - | - | - | 140 | - | - | - |
| Κέα | - | 26 | - | 19 | - | 70 | - |
| Κέρκυρα | 356 | 788 | 637 | 539 | 193 | 281 | 1.186 |

Coastwise traffic
Goods loaded, by ports.

Metric tons

| Year 1963 | | | Έτος 1962 - Year 1962 | | | | Port |
|--------------------|------------------------------------|-----------------------------------|-------------------------------------|-----------------------------------|------------------------------------|---------------------------------|-----------------|
| Σεπτέμβρ. Sept. | Ιαν.-Σεπτέμβριος Jan.-September | Επί Π/Κ On wooden M/S | Ιούλ.-Σεπτέμβριος July-September | Επί Π/Κ On wooden M/S | Ιαν.-Σεπτέμβριος Jan.-September | Επί Α/Π-Δ/Π On S/S-M/S | |
| 298.705 | 1.800.543 | 760.371 | 690.573 | 269.509 | 1.879.148 | 791.000 | Total |
| 23 | - | 63 | - | 1 | - | 56 | Aghia Efimia |
| 37 | - | 110 | 62 | 98 | 115 | 411 | Aghia Pelagia |
| - | 132 | - | 40 | - | 116 | 86 | Ag. Evstratios |
| 5 | 252 | 33 | 61 | 12 | 160 | 286 | Aghios Kirikos |
| - | 1.894 | 248 | 759 | - | 3.281 | - | Aghios Nicolaos |
| 149 | 10 | 428 | 6 | 326 | 26 | 674 | Aigina |
| - | 507 | 150 | - | - | - | 3 | Aigion |
| 346 | - | 410 | 17 | 106 | 22 | 465 | Edipsos |
| 5.159 | 28.106 | 10.723 | 6.620 | 7.621 | 20.053 | 12.923 | Alexandroupolis |
| - | - | 529 | - | 40 | - | 591 | Alonnisos |
| I | 66 | 40 | 2 | - | 55 | 30 | Amorgos |
| 1.607 | 30 | 4.980 | - | 1.689 | I | 4.903 | Andros |
| - | 24.180 | - | 4.571 | - | 10.251 | - | Anticyra |
| 939 | 18.268 | 2.767 | 3.635 | 2.426 | 14.330 | 6.212 | Argostolion |
| 568 | 631 | 1.338 | - | 2.527 | 425 | 4.217 | Astacos |
| 72 | 77 | 298 | 25 | 22 | 79 | 169 | Astypalea |
| 146 | 1.858 | 373 | 748 | 157 | 2.845 | 502 | Vathy Samou |
| - | - | - | - | - | - | 89 | Vassiliki |
| 44.451 | 168.171 | 102.052 | 51.974 | 35.408 | 103.631 | 115.928 | Volos |
| 40 | - | 135 | - | 100 | 201 | 125 | Galaxidion |
| - | - | - | - | - | 62 | - | Gavrion |
| 565 | 2.515 | 1.845 | 380 | 855 | 3.077 | 2.720 | Gera |
| - | - | 143 | - | 222 | 2.083 | 928 | Yerakini |
| 187 | - | 724 | - | 150 | 2 | 594 | Glossa |
| 2 | 115 | 2 | 42 | 100 | 117 | 253 | Yithion |
| 37.489 | 560.515 | 78.414 | 238.731 | 30.463 | 624.666 | 83.046 | Eleusis |
| 187 | 600 | 559 | - | 61 | 1.861 | 163 | Ermioni |
| - | 17 | 3 | - | - | - | - | Evdilos |
| 11.488 | 202 | 27.186 | 595 | 7.357 | 1.461 | 23.783 | Zante |
| 381 | 20 | 1.333 | 6 | 365 | 202 | 564 | Igoumenitsa |
| 470 | 19.844 | 2.183 | 6.174 | 460 | 20.088 | 1.894 | Iraclion |
| 307 | - | 1.585 | - | 413 | - | 1.684 | Thasos |
| 23.702 | 55.196 | 52.843 | 29.262 | 17.205 | 98.285 | 58.406 | Salonika |
| 10.497 | 166.290 | 30.744 | 73.675 | 13.793 | 165.834 | 34.131 | Thira |
| 51 | 2 | 67 | - | 90 | 2 | 406 | Ithaki |
| 15 | 96 | 18 | 34 | 12 | 208 | 448 | Ios |
| 280 | 4.320 | 1.710 | - | - | 807 | 42 | Isthmia |
| 23 | 1.480 | 128 | 1.093 | 194 | 3.221 | 902 | Itea |
| 1.327 | 4.890 | 2.909 | 3.630 | 1.157 | 8.231 | 3.345 | Kavala |
| 703 | 855 | 1.596 | - | 501 | - | 1.446 | Kalamata |
| 62 | 291 | 188 | 82 | 29 | 233 | 145 | Kalymnos |
| 332 | 1.540 | 739 | 506 | 292 | 1.749 | 608 | Karlovassi |
| 139 | 158 | 231 | 15 | 127 | 17 | 246 | Karpathos |
| 985 | - | 2.878 | - | 2.740 | - | 4.189 | Karystos |
| - | 2 | - | 510 | - | 515 | 359 | Cassos |
| 140 | 112 | 440 | - | - | 494 | 170 | Katakolon |
| 114 | - | 653 | - | 232 | 2 | 1.373 | Kea |
| 1.608 | 4.058 | 5.463 | 1.501 | 1.476 | 3.233 | 5.730 | Corfu |

IV :20. Ναυτιλιακή κίνησης λιτοπλοίας
Φορτωθέντα εμπορεύματα, κατά λιμένας. (συνέχεια)

Είς μετριοῦς τόννους

| Λιμένες | Έτος 1963 | | | | | | |
|-------------------------------------|---------------------------------|-----------------------------------|---------------------------------|-----------------------------------|---------------------------------|-----------------------------------|---------------------------------|
| | Ίούλιος July | | Αύγουστος August | | Σεπτέμβριος September | | Ίούλιος July |
| | Έπι Α/Π-Δ/Π On S/S-M/S | Έπι Π/Κ On wooden M/S | Έπι Α/Π-Δ/Π On S/S-M/S | Έπι Π/Κ On wooden M/S | Έπι Α/Π-Δ/Π On S/S-M/S | Έπι Π/Κ On wooden M/S | Έπι Α/Π-Δ/Π On S/S-M/S |
| Κρωλος | - | - | 360 | - | - | 45 | 360 |
| Κόρθιον | - | 4 | - | 4 | I | 4 | I |
| Κόρινθος | - | - | - | - | - | - | - |
| Κόθνος (Δρυοπίς, Λουτρά, Μέριας) | - | 4I | - | I34 | - | 70 | - |
| Κυμάσιον | - | - | - | II7 | 500 | - | 500 |
| Κόμη | - | 62 | - | 45 | - | 80 | - |
| Κως | 397 | 262 | 853 | 709 | 606 | 552 | I.856 |
| Λάρυμνα | - | - | - | - | - | - | - |
| Λαύριον | - | 57 | - | 49 | - | 54 | - |
| Λέρος | I | 39 | 6 | 25 | 4 | 46 | II |
| Λευιάς | - | 38 | - | I.998 | - | 678 | - |
| Ληξούριον | I47 | - | 40 | 4 | 70 | I55 | 257 |
| Λιμενάρια | 8 | I40 | 876 | I54 | 8 | I53 | 892 |
| Λίμνη | 505 | 60 | - | - | - | 6I | 505 |
| Μαρμάριον | - | I5 | - | 49 | - | I8 | - |
| Μεγανήσιον | - | - | - | - | - | - | - |
| Μέγαρα | 283 | 6 | I2 | 2 | 84 | I54 | 379 |
| Μέθανα | - | - | - | I0 | - | II | - |
| Μήλος | I | 4. I79 | I.840 | 2.458 | I.730 | 3.080 | 3.97I |
| Μόλυβος | 56 | 59 | 4I | I04 | 90 | II0 | I87 |
| Μονεμβασία | - | II | - | - | - | 5 | - |
| Μοῦδος | 20 | 5I | I0 | I40 | I8 | 82 | 40 |
| Μπάτσιον | 2 | - | I9 | - | 28 | - | 49 |
| Μόνοιος | - | 785 | - | 859 | I00 | 524 | I00 |
| Μυρίνα | 223 | 29 | 65 | 49 | 5I4 | 43 | 802 |
| Μότινας | - | I | - | 3 | - | 20 | - |
| Μυτιλήνη | 835 | 247 | I.0I8 | 856 | I.429 | I.322 | 3.282 |
| Μάξος | 4.7I8 | 2.484 | I.027 | I.355 | I.059 | I. I54 | 6.804 |
| Ναύπιον | - | 30 | - | 50 | - | 30 | - |
| Νεάπολις | - | 56 | - | 37 | - | 79 | - |
| Νέα Μουδανιά | 7 | 8I6 | I.073 | 556 | 4I8 | I. I68 | I.498 |
| Οινοῦσαι | - | 50 | - | 45 | I | 30 | I |
| Πάξος | 57 | 2I | 5 | I6 | 4 | 2 | 66 |
| Πάργα | - | - | - | 30 | - | 43 | - |
| Πάρος | 20 | 86 | I0 | I4 | I48 | I05 | I78 |
| Πάτμος | 4 | - | 5 | - | - | I0 | 9 |
| Πάτραι | 8I | 789 | I36 | 607 | 64 | 890 | 28I |
| Πειραιεύς | 4I.98I | I6.8I6 | 33.323 | 2I.98I | 29.032 | I8. I04 | I04.336 |
| Πέραμα | 5.293 | 8I8 | 3.320 | 585 | 2.905 | I.040 | II.5I8 |
| Πέτρα | - | 30 | - | I50 | - | I7 | - |
| Πλωμάριον | 34 | 25 | 86 | 97 | 89 | 55 | 209 |
| Πολύχνιτος | I02 | I.768 | - | I.094 | - | 248 | I02 |
| Πόρος | 4 | 570 | - | I.538 | - | I. I5I | 4 |
| Πόρτο-Λάγος | I.665 | I28 | I.69I | 249 | I.337 | 376 | 4.693 |
| Πρέβεζα | 50 | 85 | 528 | I.32I | 90 | I.5I9 | 668 |
| Πυθαγόρειον | 5I | I7 | 48 | 5 | 46 | 59 | I45 |
| Πύλος | - | - | - | - | - | - | - |
| Ραφήνα | 34 | I82 | 30 | 8I | 24 | II0 | 88 |
| Ρέθυμνον | 56I | 230 | 538 | - | 804 | 2 | I.903 |

Coastwise traffic
Goods loaded, by ports. (continued)

Metric tons

| Year 1963 | | | Έτος 1962 - Year 1962 | | | | Port |
|------------------------------------|------------------------------------|-------------------------------------|------------------------------------|------------------------------------|----------------------------------|------------------------------------|--------------------------------------|
| Σεπτέμβρ. Sept. | Ιαν.-Σεπτέμβριος Jan.-September | Ιούλ.-Σεπτέμβριος July-September | Ιαν.-Σεπτέμβριος Jan.-September | | | | |
| Έπ/Κ Π/Κ On wooden M/S | Έπ/Κ Α/Π-Δ/Π On S/S-M/S | Έπ/Κ Π/Κ On wooden M/S | Έπ/Κ Α/Π-Δ/Π On S/S-M/S | Έπ/Κ Π/Κ On wooden M/S | Έπ/Κ Α/Π-Δ/Π On S/S-M/S | Έπ/Κ Π/Κ On wooden M/S | |
| 45 | 560 | 353 | - | 220 | 320 | 316 | Kinolos |
| 12 | 3 | 93 | - | 12 | - | 64 | Xorhion |
| - | - | - | - | - | 70 | - | Korinthos |
| 245 | 2 | 350 | - | 552 | 8 | 675 | Kythnos(Dryopis, Loutra,Merichas) |
| 117 | 1.270 | 337 | 500 | - | 770 | - | Kymassion |
| 187 | 327 | 772 | 15.650 | 159 | 52.943 | 3.631 | Kymi |
| 1.523 | 3.199 | 2.202 | 1.594 | 1.416 | 3.538 | 2.379 | Kos |
| - | - | - | - | - | - | - | Larymna |
| 160 | - | 443 | - | 50 | 5.966 | 198 | Lavrion |
| 90 | 52 | 376 | 28 | 70 | 76 | 470 | Leros |
| 2.714 | 220 | 3.713 | 600 | 411 | 600 | 1.477 | Levkas |
| 159 | 569 | 372 | 300 | 461 | 751 | 604 | Lixourion |
| 447 | 2.426 | 955 | 13 | 180 | 50 | 418 | Limenaria |
| 121 | 750 | 169 | 43 | 296 | 76 | 296 | Limni |
| 82 | - | 607 | - | 182 | - | 599 | Marmarion |
| - | - | 3 | - | - | - | 253 | Meganision |
| 162 | 536 | 218 | 1.956 | 212 | 6.297 | 889 | Megara |
| 21 | 20 | 137 | 3 | 2 | 17 | 170 | Methana |
| 9.717 | 24.529 | 23.758 | 8.117 | 11.714 | 18.629 | 33.913 | Milos |
| 273 | 462 | 569 | 138 | 425 | 678 | 873 | Molyvos |
| 16 | - | 114 | - | 27 | 3 | 27 | Monemvasia |
| 273 | 121 | 376 | 71 | 360 | 274 | 772 | Moudros |
| - | 328 | - | 56 | - | 291 | - | Batsion |
| 2.168 | 652 | 5.256 | 240 | 1.675 | 560 | 4.115 | Mvconos |
| 121 | 3.278 | 2.346 | 234 | 813 | 1.399 | 2.264 | Mirina |
| 24 | 3 | 182 | 70 | 206 | 76 | 446 | Myticas |
| 2.425 | 9.363 | 4.458 | 4.181 | 3.867 | 12.163 | 8.140 | Mytilini |
| 4.993 | 10.929 | 10.795 | 5.254 | 5.513 | 8.344 | 12.323 | Naxos |
| 110 | - | 116 | 30 | - | 115 | 20 | Nauplion |
| 172 | 10 | 442 | 9 | 184 | 10 | 609 | Neapolis |
| 2.540 | 2.517 | 4.475 | 1.633 | 303 | 3.889 | 5.260 | Nea Moudania |
| 125 | 25 | 323 | 1 | 77 | 10 | 231 | Oinousae |
| 39 | 131 | 184 | 227 | 987 | 416 | 1.812 | Paxi |
| 73 | - | 73 | - | 31 | - | 142 | Parga |
| 205 | 286 | 981 | 4 | 603 | 101 | 1.786 | Paros |
| 10 | 35 | 25 | 22 | 17 | 65 | 103 | Patmos |
| 2.286 | 1.122 | 5.172 | 1.305 | 2.876 | 2.086 | 7.185 | Patras |
| 56.901 | 290.483 | 185.196 | 63.759 | 43.417 | 228.724 | 149.204 | Piraeus |
| 2.443 | 51.227 | 7.454 | 27.734 | 3.507 | 72.422 | 12.367 | Perama |
| 197 | 80 | 515 | 9 | 484 | 12 | 1.789 | Petra |
| 177 | 793 | 635 | 331 | 326 | 1.056 | 1.120 | Plomarion |
| 3.110 | 116 | 11.323 | 33 | 2.394 | 776 | 8.444 | Polykhnitos |
| 3.259 | 687 | 7.739 | 350 | 82 | 355 | 573 | Poros |
| 753 | 13.209 | 1.950 | 10.616 | 2.633 | 20.308 | 5.011 | Porto-Lagos |
| 2.925 | 1.654 | 6.087 | 530 | 3.958 | 1.848 | 4.719 | Preveza |
| 81 | 573 | 232 | 110 | 128 | 752 | 593 | Pythagorion |
| - | 685 | - | 230 | - | 920 | - | Iylos |
| 373 | 484 | 770 | 129 | 239 | 527 | 596 | Rafina |
| 232 | 5.806 | 433 | 1.971 | 140 | 6.631 | 140 | Rethymnon |

IV : 20. Ναυτιλιακή κίνησης λιτοπλοΐας
Φορτωθέντα έμπορεύματα, κατά λιμένας. (συνέχεια)

Είς μετριοΐς τόννοϋς

| Λιμένες | Έτος 1963 | | | | | | |
|-----------------|---------------------------------|-----------------------------------|---------------------------------|-----------------------------------|---------------------------------|-----------------------------------|-------------------------------|
| | Ιούλιος July | | Αύγουστος August | | Σεπτέμβριος September | | Ιούλιος July |
| | Έπί Α/Π-Δ/Π On S/S-M/S | Έπί Π/Κ On wooden M/S | Έπί Α/Π-Δ/Π On S/S-M/S | Έπί Π/Κ On wooden M/S | Έπί Α/Π-Δ/Π On S/S-M/S | Έπί Π/Κ On wooden M/S | Έπί Α/Π-Α On S/S-M/S |
| Ρόδος | 938 | 1.264 | 873 | 373 | 679 | 1.134 | 2.490 |
| Σάμη | - | - | 2 | - | - | 5 | 2 |
| Σαμοθράκη | 99 | 59 | - | 49 | 2 | 30 | 101 |
| Σέριφος | 4.160 | 7 | - | - | - | 3 | 4.160 |
| Σητεία | 3.009 | 500 | 5.585 | 253 | 4.291 | - | 12.835 |
| Σίφνος | - | 10 | - | 47 | - | 23 | - |
| Σιλάθος | - | - | - | 52 | - | - | - |
| Σιδπέλος | - | 85 | - | 70 | - | 89 | - |
| Σιϋρος | - | 33 | 60 | 6 | 3 | 134 | 63 |
| Σούδα | 1.239 | - | 1.846 | - | 4.121 | 3 | 7.206 |
| Σπέτσαι | 2 | 6 | - | 50 | - | 15 | 2 |
| Στρατώνιον | 12.405 | 54 | 6.850 | - | 4.800 | - | 24.055 |
| Στυλίο | 14 | 87 | 2 | 72 | 23 | 507 | 39 |
| Σύμη | - | - | - | - | 1 | - | 1 |
| Σϋρος | 239 | 727 | 15 | 233 | - | 597 | 254 |
| Τήνος | - | 252 | 19 | 218 | 25 | 250 | 44 |
| Υδρα | 2 | 44 | - | 10 | - | 166 | 2 |
| Φοϋρνοι Κορσεϋν | - | - | - | - | - | 4 | - |
| Χαλκίο | 1.924 | 2.762 | 3.587 | 3.030 | 1.815 | 2.789 | 7.326 |
| Χανίο | 965 | 87 | 1.400 | 265 | 1.179 | 31 | 3.544 |
| Χίο | 579 | 684 | 548 | 901 | 497 | 1.076 | 1.624 |
| Ωραιο | 241 | 1.102 | 323 | 1.772 | 1 | 1.040 | 565 |
| Λοιποί (I) | 12.497 | 13.118 | 15.850 | 9.250 | 10.044 | 6.065 | 30.391 |

(I) Τά στοιχεΐα άναφέρονται είς 132 μικροΐς λιμένας.



Coastwise traffic
Goods loaded, by ports. (continued)

Metric tons

| Year 1963 | | | Έτος 1962 - Year 1962 | | | | Port |
|------------------------------------|------------------------------------|-------------------------------------|------------------------------------|------------------------------------|----------------------------------|------------------------------------|------------|
| Σεπτέμβρ. Sept. | Ιαν.-Σεπτέμβριος Jan.-September | Ιουλ.-Σεπτέμβριος July-September | Ιαν.-Σεπτέμβριος Jan.-September | | | | |
| Έπ/Κ Π/Κ On wooden M/S | Έπ/Κ Α/Π-Δ/Π On S/S-M/S | Έπ/Κ Π/Κ On wooden M/S | Έπ/Κ Α/Π-Δ/Π On S/S-M/S | Έπ/Κ Π/Κ On wooden M/S | Έπ/Κ Α/Π-Δ/Π On S/S-M/S | Έπ/Κ Π/Κ On wooden M/S | |
| 3.271 | 13.752 | 9.674 | 3.289 | 2.095 | 14.010 | 8.435 | Rhodes |
| 5 | 51 | 107 | - | - | 54 | 241 | Sami |
| 138 | III | 701 | 4 | 199 | 32 | 380 | Samothraki |
| 10 | 14.190 | 45 | - | 75 | - | 87 | Serifos |
| 753 | 34.953 | 1.064 | 15.600 | 1 | 41.972 | 2.698 | Sitia |
| 89 | - | 258 | - | 90 | - | 384 | Sifnos |
| 52 | - | 121 | - | 7 | 3 | 612 | Sciathos |
| 244 | - | 633 | - | 286 | 1 | 1.147 | Scopelos |
| 173 | 63 | 1.360 | - | 259 | 523 | 833 | Skyros |
| 3 | 27.976 | 278 | 4.256 | 127 | 28.986 | 258 | Souda |
| 71 | 8 | 390 | 2 | 54 | 7 | 161 | Spetsai |
| 54 | 84.815 | 94 | 44.520 | 15 | 115.274 | 40 | Stratonion |
| 666 | 507 | 2.365 | 487 | 378 | 951 | 1.428 | Stylis |
| - | 15 | 58 | 3 | 17 | 20 | 32 | Symi |
| 1.557 | 1.615 | 5.027 | 394 | 1.544 | 1.002 | 5.679 | Syros |
| 720 | 162 | 2.516 | 24 | 917 | 114 | 2.612 | Tenos |
| 220 | 5 | 599 | 2 | - | 8 | 115 | Hydra |
| 4 | - | 55 | 4 | 35 | 4 | 190 | Fourni |
| 8.581 | 14.144 | 19.323 | 6.803 | 11.041 | 15.979 | 28.125 | Chalkis |
| 383 | 14.017 | 622 | 4.841 | 190 | 12.858 | 372 | Canea |
| 2.661 | 5.263 | 8.037 | 1.497 | 2.293 | 4.536 | 6.777 | Chios |
| 3.914 | 570 | 5.015 | 937 | 3.183 | 1.057 | 3.962 | Orei |
| 28.433 | 91.454 | 68.669 | 34.573 | 26.667 | 94.794 | 74.171 | Other (I) |

(I) The numbers refer to 132 small ports.



IV : 2I. Ναυτιλιακή κίνησης αυτοπλοίας

*Ειφορτωθέντα έμπ/τα, κατά κατηγορίας και ομάδας τής αναθεωρημένης Τυποποιημένης Ταξινόμησης του Διεθνούς Έμπορου (Τ.Τ.Δ.Ε.)

Είς μετρικούς τόννους

| Κωδικός αριθμός Τ.Τ.Δ.Ε. | Έμπορεύματα | Έτος 1963 | | |
|--------------------------------|---|-----------------|---------------------|--------------------------|
| | | Ιούλιος July | Αύγουστος August | Σεπτέμβριος September |
| | ΣΥΝΟΛΟΝ | 327.381 | 337.843 | 318.960 |
| | <u>A' ΓΕΝΙΚΟΝ ΦΟΡΤΙΟΝ</u> | 60.966 | 67.997 | 57.636 |
| | <u>B' ΕΙΔΙΚΑ ΦΟΡΤΙΑ</u> | 266.415 | 269.846 | 261.324 |
| 0 | ΤΡΟΦΙΜΑ ΚΑΙ ΖΩΑ ΖΩΝΤΑ | 45.283 | 42.944 | 36.206 |
| 00 | Ζῶα ζῶντα | 517 | 380 | 360 |
| 01 | Κρέας και παρασιευάσματα κρέατος | 37 | 75 | 83 |
| 02 | Γαλακτοκομικά προϊόντα και δά | 206 | 33 | 7 |
| 03 | *Ιχθεῖς και παρασιευάσματα ἰχθῶν | 66 | 27 | 61 |
| 04 | Δημητριακά και παρασιευάσματα ἐν δημητριακῶν | 34.640 | 31.837 | 27.572 |
| 05 | *Οπῶραι και λαχανικά | 7.252 | 6.848 | 6.417 |
| 06 | Σάκχαρις, παρασιευάσματα ἐν σακχάρως και μέλι | 92 | 255 | 117 |
| 07 | Καφές, τέτον, κακάο, ἀρτύματα, (μπαχαρικά) και παρασιευάσματα ἐξ αὐτῶν. | 4 | 2 | 59 |
| 08 | Κτηνοτροφία | 2.349 | 3.476 | 1.527 |
| 09 | Διάφορα παρασιευασμένα τρόφιμα | 120 | 11 | 3 |
| I | ΠΟΤΑ ΚΑΙ ΚΑΠΝΟΣ | 3.893 | 3.313 | 4.800 |
| 11 | Ποτά | 3.893 | 3.313 | 4.800 |
| 12 | Καπνός και βιομηχανικά προϊόντα καπνοῦ | - | - | - |
| 2 | ΠΡΩΤΑΙ ΥΛΑΙ ΜΗ ΕΔΩΔΙΜΟΙ ΠΛΗΝ ΚΑΥΣΙΜΩΝ | 77.944 | 71.708 | 67.638 |
| 21 | Δοράι, δέρματα και σισυροδέρματα ἀνατέργαστα | 109 | 76 | 58 |
| 22 | *Ελαιόσποροι, ελαιολάρα | 101 | 75 | - |
| 23 | Καουτσού ἀνατέργαστον | - | - | - |
| 24 | Ευλελα και φελλός | 8.374 | 8.909 | 5.889 |
| 25 | Χαρτόμαζα και ἀπορρίματα χάρτου | 4 | 2 | 110 |
| 26 | *Υφαντικά ινες και ἀπορρίματα αὐτῶν | 504 | 216 | 310 |
| 27 | *Ανατέργαστα λιπάσματα και ὄρυκτά | 52.225 | 53.590 | 53.744 |
| 28 | Μεταλλεύματα και ἀπορρίματα μετάλλων | 16.620 | 8.806 | 7.451 |
| 29 | *Ανατέργαστοι ὕλαι ζωϊκῆς και φυτικῆς προελεύσεως μή κατονομαζόμεναι. | 7 | 34 | 76 |

Coastwise traffic

Goods unloaded, by sections and groups of the Standard International Trade Classification (S.I.T.C. revised)

Metric tons

| Year 1963 | | Year 1962 | | Commodities | S.I.T.C. Code Number |
|---------------------------|-------------------------|---------------------------|-------------------------|---|----------------------|
| Ιούλ.-Σεπτ. July-Sept. | Ιαν.-Σεπτ. Jan-Sept. | Ιούλ.-Σεπτ. July-Sept. | Ιαν.-Σεπτ. Jan-Sept. | | |
| 984.184 | 2.510.755 | 935.567 | ... | Total | |
| 186.599 | 546.360 | 151.267 | ... | <u>A' GENERAL CARGO</u> | |
| 797.585 | 1.964.395 | 784.304 | ... | <u>B' SPECIAL CARGOES</u> | |
| 124.433 | 306.293 | 111.635 | ... | FOOD AND LIVE ANIMALS | 0 |
| 1.257 | 5.641 | 1.055 | ... | Live animals | 00 |
| 195 | 686 | 239 | ... | Meat and meat preparations | 01 |
| 246 | 575 | 88 | ... | Dairy products and eggs | 02 |
| 154 | 499 | 61 | ... | Fish and fish preparations | 03 |
| 94.049 | 243.871 | 88.021 | ... | Cereals and cereal preparations | 04 |
| 20.517 | 41.782 | 10.606 | ... | Fruits and vegetables | 05 |
| 464 | 1.348 | 390 | ... | Sugar, sugar preparations and honey | 06 |
| 65 | 103 | 9 | ... | Coffee, tea, cocoa, spices and manufactures thereof | 07 |
| 7.352 | 11.648 | 10.228 | ... | Feeding stuff for animals | 08 |
| 134 | 140 | 138 | ... | Miscellaneous food preparations | 09 |
| 12.006 | 27.529 | 14.653 | ... | BEVERAGES AND TOBACCO | 1. |
| 12.006 | 27.090 | 14.650 | ... | Beverages | 11 |
| - | 439 | 3 | ... | Tobacco and tobacco manufactures | 12 |
| 217.290 | 536.337 | 214.314 | ... | CRUDE MATERIALS, INEDIBLE, EXCEPT FUELS | 2. |
| 243 | 533 | 130 | ... | Hides, skins and fur skins, undressed | 21 |
| 176 | 2.514 | 668 | ... | Oil seeds and oil nuts | 22 |
| - | - | - | ... | Crude rubber | 23 |
| 23.172 | 49.005 | 14.772 | ... | Wood, lumber and cork | 24 |
| 116 | 626 | 2 | ... | Paper pulp and waste paper | 25 |
| 1.030 | 3.539 | 106 | ... | Textile fibres and their wastes | 26 |
| 159.559 | 383.292 | 156.097 | ... | Crude fertilizers and crude minerals | 27 |
| 32.877 | 96.176 | 41.305 | ... | Metalliferous ores and metal scrap | 28 |
| 117 | 652 | 1.234 | ... | Animal and vegetable crude materials n.e.s. | 29 |

IV :2I. Ναυτιλιακή κίνησης αυτοπλοΐας

Επιφορτωθέντα έμπόρεια, κατά κατηγορίας και ομάδας τής αναθεωρημένης Τυποποιημένης Ταξινόμησης του Διεθνούς Έμπορου (Τ.Τ.Δ.Ε.) (συνέχεια)

Είς μετρικούς τόνους

| Κωδικός αριθμός Τ.Τ.Δ.Ε. | Έμπορεύματα | Έτος 1963 | | |
|--------------------------------|--|-----------------|---------------------|--------------------------|
| | | Ιούλιος July | Αύγουστος August | Σεπτέμβριος September |
| 3 | ΟΡΥΚΤΑ ΚΑΥΣΙΜΑ, ΛΙΠΑΝΤΙΚΑ ΚΑΙ ΣΥΝΑΦΕΙΣ ΥΛΑΙ | 68.123 | 72.997 | 67.627 |
| 32 | Άνθρακες, όπτανθρακες και πλίνθου | 1.441 | 3.530 | 2.780 |
| 33 | Πετρέλαιον και προϊόντα πετρε- λαίου | 66.494 | 69.386 | 64.649 |
| 34 | Φωτάεριον φυσικόν και βιομηχα- νικόν | 188 | 81 | 198 |
| 35 | Ηλεκτρική ενέργεια | - | - | - |
| 4 | ΕΛΑΙΑ ΚΑΙ ΛΙΠΗ ΖΩΙΚΗΣ ΚΑΙ ΦΥ- ΤΙΚΗΣ ΠΡΟΕΛΕΥΣΕΩΣ | 1.854 | 505 | 377 |
| 41 | Έλαια και λίπη ζωικής προελεύ- σεως | - | - | - |
| 42 | Έλαια και λίπη φυτικά μόνιμα | 1.854 | 502 | 377 |
| 43 | Έλαια και λίπη παρессиευασμένα και κηρό ζωικής ή φυτικής προελεύσεως | - | 3 | - |
| 5 | ΧΗΜΙΚΑ ΠΡΟΪΟΝΤΑ | 14.302 | 17.670 | 20.001 |
| 51 | Χημικά στοιχεία και συνθέσεις | 514 | 82 | 12 |
| 52 | Πίσσα όρυκτική και διατεργαστα χημικά προϊόντα, παραγόμενα από άνθρακα, πετρέλαιον και φυσικόν άέριον | 3.862 | 4.476 | 3.801 |
| 53 | Βαφινικά, δεφινικά και χρωστικά ύλαι | - | - | - |
| 54 | Ιατρικά και φαρμακευτικά προΐ- όντα | - | - | - |
| 55 | Αιθέρια έλαια και ύλαι άρωμάτων, παρессиεύασματα στιλβώσεως και καθαρισμοϋ. | 70 | 20 | 27 |
| 56 | Λιπάσματα βιομηχανοποιημένα | 9.503 | 12.526 | 15.774 |
| 57 | Ειρηκτινικά ύλαι και πυροτεχνικά προΐόντα | 3 | 100 | 2 |
| 58 | Πλαστικά ύλαι, αναγεννημένη κυτταρίνη και τεχνικά ρητίναι | 215 | 423 | 293 |
| 59 | Χημικά ύλαι και προϊόντα μή κατονομαζόμενα | 135 | 43 | 92 |
| 6 | ΒΙΟΜΗΧΑΝΟΠΟΙΗΜΕΝΑ ΒΙΔΗ, ΤΑΞΙ- ΝΟΗΜΕΝΑ ΚΥΡΙΩΣ ΚΑΘ' ΥΛΗΝ | 53.134 | 59.222 | 64.035 |
| 61 | Δέρματα κατεργασμένα, είδη έν δέρματος και σισύραι κατεργα- σμένα. | 23 | 36 | 61 |
| 62 | Είδη έν καουτσού | - | - | - |
| 63 | Είδη έν ζύλου και φελλοϋ (έντός έπιπλων) | 185 | 89 | 76 |

Coastwise traffic

Goods unloaded, by sections and groups of the Standard International Trade Classification (S.I.T.C. revised) (continued)

Metric tons

| Year 1963 | | Year 1962 | | Commodities | S.I.T.C. Code Number |
|---------------------------|--------------------------|---------------------------|--------------------------|--|----------------------|
| Ιούλ.-Σεπτ. July-Sept. | Ιαν.-Σεπτ. Jan.-Sept. | Ιούλ.-Σεπτ. July-Sept. | Ιαν.-Σεπτ. Jan.-Sept. | | |
| 208.747 | 547.568 | 229.816 | ... | MINERAL FUELS, LUBRICANTS AND RELATED MATERIALS | 3. |
| 7.751 | 13.643 | 31.830 | ... | Cool, coke and briquettes | 32 |
| 200.529 | 533.107 | 197.984 | ... | Petroleum crude and petroleum products | 33 |
| 467 | 818 | 2 | ... | Gas natural and manufactured | 34 |
| - | - | - | ... | Electric energy | 35 |
| 2.736 | 10.300 | 3.569 | ... | ANIMAL AND VEGETABLE OILS AND FATS | 4. |
| - | - | - | ... | Oils and fats of animal origin | 41 |
| 2.733 | 10.297 | 2.998 | ... | Fixed vegetable oils and fats | 42 |
| 3 | 3 | 571 | ... | Oils and fats processed and waxes of animal or vegetable origin | 43 |
| 51.973 | 140.392 | 33.613 | ... | CHEMICALS | 5. |
| 608 | 1.066 | 12 | ... | Chemical elements and compounds | 51 |
| 12.139 | 37.992 | 10.509 | ... | Mineral tar and crude chemicals from coal, petroleum and natural gas | 52 |
| - | 286 | 500 | ... | Dyeing, tanning and colouring materials | 53 |
| - | - | 1 | ... | Medicinal and pharmaceutical products | 54 |
| 117 | 679 | 267 | ... | Essential oils and perfume materials, polishing and cleansing preparations | 55 |
| 37.803 | 98.316 | 20.542 | ... | Fertilizers manufactured | 56 |
| 105 | 113 | 14 | ... | Explosives | 57 |
| 931 | 1.417 | 367 | ... | Plastic materials, regenerated cellulose, artificial resins | 58 |
| 270 | 523 | 901 | ... | Miscellaneous chemical materials and products | 59 |
| 176.391 | 385.044 | 173.608 | ... | MANUFACTURED GOODS CLASSIFIED CHIEFLY BY RAW MATERIAL | 6. |
| 120 | 272 | 109 | ... | Leather, manufactures of leather and dressed furs | 61 |
| - | - | - | ... | Rubber manufactured articles | 62 |
| 350 | 5.072 | 438 | ... | Wood and cork manufactures, excluding furniture | 63 |

IV : 2I. Παυτιλιακή κίνησης αυτοπλοίας

Εμπορευθέντα εμπόδια, κατά κατηγορίας και ομάδας της αναθεωρημένης Τυποποιημένης Ταξινομήσεως του Διεθνούς Εμπορίου (Τ.Τ.Δ.Ε.) (συνέχεια)

Είς μετριούς τόνους

| Κωδικός Αριθμός Τ.Τ.Δ.Ε. | Εμπορεύματα | Έτος 1963 | | |
|--------------------------------|--|-----------------|---------------------|--------------------------|
| | | Ιούλιος July | Αύγουστος August | Σεπτέμβριος September |
| 64 | Χάρτης, χαρτόνιον και είδη εξ αυτών | 100 | 20 | - |
| 65 | Υφαντινά νήματα, ύφασματα, έτοιμα είδη και συναφή προϊόντα | 75 | 82 | 179 |
| 66 | Ορυκτά είδη μή μεταλλικά | 50.251 | 56.620 | 60.884 |
| 67 | Σίδηρος και χάλυψ | 2.113 | 1.837 | 2.350 |
| 68 | Μή σιδηροϋχα μέταλλα | - | 20 | - |
| 69 | Βιομηχανικά είδη εκ μετάλλου μή κατονομαζόμενα | 387 | 518 | 435 |
| 7 | ΜΗΧΑΝΗΜΑΤΑ ΚΑΙ ΥΛΙΚΩΝ ΜΕΤΑΦΟΡΩΝ | 541 | 433 | 139 |
| 71 | Μηχανήματα πλην των ηλεκτρισμῶν | 512 | 390 | 123 |
| 72 | Ηλεκτριστά μηχανήματα, συσκευαί, και εφαρμογαί | - | 3 | - |
| 73 | Υλικῶν μεταφορῶν | 29 | 40 | 16 |
| 8. | ΔΙΑΦΟΡΑ ΒΙΟΜΗΧΑΝΙΚΑ ΕΙΔΗ | 41 | 21 | 9 |
| 81 | Συσκευαί υγιεινῆς, υδραυλικῶν εγκαταστάσεων, θερμάνσεως και φωτισμοῦ | - | - | - |
| 82 | Επίπλα | 1 | 20 | 6 |
| 83 | Είδη ταξιδίου, σακίδια χείρῶς και παρόμοια είδη | - | 1 | 2 |
| 84 | Ενδύματα | - | - | - |
| 85 | Υποδήματα | - | - | - |
| 86 | Όργανα επαγγελματιῶν, επιστημονικά και ελέγχου. Είδη φωτογραφικά και οπτικά, ὁρολόγια. | 40 | - | - |
| 89 | Διάφορα βιομηχανικά είδη μή κατονομαζόμενα | - | - | 1 |
| 9 | ΕΙΔΗ ΚΑΙ ΣΥΝΑΛΛΑΓΑΙ ΜΗ ΤΑΞΙΝΟΜΗΜΕΝΑΙ ΚΑΤ' ΕΙΔΟΣ | 1.300 | 1.033 | 492 |
| 91 | Ταχυδρομικά δέματα | - | - | - |
| 93 | Ειδιαι συνάλλαγαί | - | - | - |
| 94 | Ζῶα ζωολογιῶν κήπων | - | - | - |
| 95 | Πυροβόλα ὅπλα πολέμου και πυρομαχικά αυτών | 1.300 | 1.033 | 492 |



Coastwise traffic

Goods unloaded, by sections and groups of the Standard International Trade Classification (S.I.T.C. revised) (continued)

Metric tons

| Year 1963 | | Year 1962 | | Commodities | S.I.T.C. Code Number |
|---------------------------|-------------------------|---------------------------|-------------------------|--|----------------------|
| Ιοβλ.-Σεπτ. July-Sept. | Ιαν.-Σεπτ. Jan-Sept. | Ιοβλ.-Σεπτ. July-Sept. | Ιαν.-Σεπτ. Jan-Sept. | | |
| 120 | 135 | - | ... | Paper, paperboard and manufactures thereof | 64 |
| 336 | 889 | 210 | ... | Textile yarn, fabrics made-up articles and related products | 65 |
| 167.755 | 362.692 | 170.545 | ... | Non-metallic mineral manufactures | 66 |
| 6.300 | 10.997 | 1.079 | ... | Iron and steel | 67 |
| 20 | 60 | - | ... | Non-ferrous metals | 68 |
| 1.390 | 4.927 | 1.227 | ... | Manufactures of metal n.e.s. | 69 |
| 1.113 | 3.364 | 817 | ... | MACHINERY AND TRANSPORT EQUIPMENT | 7. |
| 1.025 | 2.855 | 811 | ... | Machinery other than electric | 71 |
| 3 | 320 | - | ... | Electric machinery, apparatus and parts | 72 |
| 85 | 189 | 6 | ... | Transport equipment | 73 |
| 71 | 128 | 36 | ... | MISCELLANEOUS MANUFACTURED ARTICLES | 8. |
| - | - | - | ... | Sanitary, plumbing, heating and lighting apparatus | 81 |
| 27 | 54 | 27 | ... | Furniture and pictures | 82 |
| 3 | 5 | 7 | ... | Travel goods, hand-bags and similar articles | 83 |
| - | 28 | 2 | ... | Clothing | 84 |
| - | - | - | ... | Footwear | 85 |
| 40 | 40 | - | ... | Professional, scientific and controlling instruments, photographic and optical goods, watches and clocks | 86 |
| 1 | 1 | - | ... | Miscellaneous manufactured articles, n.e.s. | 89 |
| 2.825 | 7.440 | 2.243 | ... | COMMODITIES AND TRANSACTIONS NOT CLASSIFIED ACCORDING TO KIND | 9. |
| - | 10 | - | ... | Post parcels | 91 |
| - | - | - | ... | Special transactions | 93 |
| - | - | - | ... | Animals for zoos | 94 |
| 2.825 | 7.430 | 2.243 | ... | Firearms and ammunition thereof | 95 |

IV : 22. Ναυτιλιακή κίνησης αυτοπλοΐας

Αποβιβασθέντες και επιβιβασθέντες επιβάται, και αυτοπλοϊκές γραμμές και λιμένας.

I. Γραμμή Πειραιώς-Ανδρου-Τήνου-Σύρου-Μύκονου

| Λιμένες | Έτος 1963 | | | | | | |
|-----------|---------------------|---------------------|---------------------|---------------------|--------------------------|---------------------|---------------------|
| | Ιούλιος July | | Αύγουστος August | | Σεπτέμβριος September | | Ιούλιος- July |
| | Αποβιβ. Debarked | Επιβιβ. Embarked | Αποβιβ. Debarked | Επιβιβ. Embarked | Αποβιβ. Debarked | Επιβιβ. Embarked | Αποβιβ. Debarked |
| Σύνολον | 5.159 | 5.277 | 5.289 | 5.237 | 3.673 | 3.527 | 14.121 |
| Πειραιεύς | 2.150 | 2.065 | 2.283 | 2.329 | 1.981 | 943 | 6.414 |
| Ανδρος | 938 | 429 | 738 | 551 | 379 | 546 | 2.055 |
| Κόρθιον | 445 | 244 | 326 | 382 | 257 | 445 | 1.028 |
| Τήνος | 888 | 1.417 | 1.216 | 906 | 521 | 499 | 2.625 |
| Σύρος | 375 | 296 | 219 | 413 | 240 | 401 | 834 |
| Μύκονος | 353 | 628 | 507 | 707 | 295 | 693 | 1.165 |

2. Γραμμή Αργοσαρωνικού

| | | | | | | | |
|-----------|---------|---------|---------|---------|---------|---------|---------|
| Σύνολον | 191.720 | 191.720 | 235.046 | 235.046 | 164.233 | 164.233 | 590.999 |
| Πειραιεύς | 90.085 | 92.888 | 111.623 | 116.221 | 81.831 | 63.329 | 283.539 |
| Αίγινα | 41.635 | 42.596 | 46.757 | 45.760 | 30.667 | 35.978 | 119.059 |
| Μέθανα | 12.133 | 11.576 | 16.371 | 15.843 | 13.600 | 16.093 | 42.104 |
| Πόρος | 21.090 | 20.160 | 26.019 | 25.308 | 17.534 | 19.866 | 64.643 |
| Υδρα | 11.754 | 11.318 | 14.664 | 14.634 | 9.333 | 10.650 | 35.751 |
| Σπέτσαι | 10.721 | 9.117 | 14.375 | 12.703 | 7.394 | 9.310 | 32.490 |
| Ερμιόνη | 3.445 | 3.468 | 3.750 | 3.309 | 2.999 | 3.193 | 10.194 |
| Λεωνίδιον | 788 | 548 | 1.396 | 1.134 | 793 | 784 | 2.977 |
| Παύλιον | 69 | 49 | 91 | 74 | 82 | 30 | 242 |

3. Γραμμή Πειραιώς-Δωδεκανήσου

| | | | | | | | |
|------------|--------|--------|--------|--------|--------|--------|--------|
| Σύνολον | 30.530 | 30.430 | 41.012 | 41.037 | 27.986 | 28.151 | 99.528 |
| Πειραιεύς | 8.067 | 13.771 | 15.478 | 15.245 | 12.553 | 7.403 | 36.093 |
| Τήνος | 936 | 515 | 1.207 | 342 | 698 | 432 | 2.841 |
| Μύκονος | 1.237 | 1.169 | 1.789 | 1.735 | 793 | 3.016 | 3.819 |
| Σύρος | - | - | - | - | - | - | - |
| Πάτμος | 1.050 | 710 | 1.088 | 1.065 | 616 | 823 | 2.754 |
| Λέρος | 1.351 | 1.016 | 1.554 | 1.497 | 840 | 1.199 | 3.745 |
| Κάλυμνος | 2.067 | 1.559 | 2.099 | 2.270 | 1.532 | 2.162 | 3.691 |
| Κως | 5.360 | 3.301 | 5.445 | 6.416 | 2.872 | 4.416 | 13.677 |
| Αστυπάλαια | 231 | 167 | 251 | 298 | 161 | 322 | 643 |
| Νάξος | 581 | 200 | 1.029 | 632 | 467 | 738 | 2.077 |
| Πάρος | 526 | 202 | 955 | 1.201 | 548 | 912 | 2.029 |
| Νίσυρος | 339 | 188 | 371 | 537 | 151 | 312 | 861 |
| Τήλος | 112 | 43 | 134 | 72 | 89 | 80 | 335 |
| Σύμη | 525 | 250 | 431 | 443 | 305 | 444 | 1.261 |
| Ρόδος | 8.148 | 7.261 | 9.181 | 9.286 | 6.361 | 7.892 | 23.690 |
| Θήρα | - | - | - | - | - | - | - |
| Ιος | - | - | - | - | - | - | - |
| Οία | - | - | - | - | - | - | - |
| Αμοργός | - | - | - | - | - | - | - |
| Σίφνος | - | - | - | - | - | - | - |

4. Γραμμή Πειραιώς-Κρήτης-Δωδεκανήσου

| | | | | | | | |
|----------------|-------|-------|-------|-------|-------|-------|-------|
| Σύνολον | 2.826 | 2.831 | 3.402 | 3.342 | 3.035 | 2.918 | 9.263 |
| Πειραιεύς | 616 | 987 | 1.262 | 1.146 | 1.428 | 1.689 | 3.306 |
| Σέριφος | - | - | - | - | - | - | - |
| Σίφνος | - | - | - | - | - | - | - |
| Μήλος | - | - | - | - | - | - | - |
| Άγιος Νικόλαος | 286 | 478 | 501 | 439 | 198 | 294 | 985 |
| Σητεία | 470 | 410 | 425 | 314 | 203 | 628 | 1.098 |
| Κάσος | 252 | 193 | 172 | 186 | 192 | 244 | 616 |
| Κάρπαθος | 587 | 331 | 491 | 429 | 397 | 600 | 1.475 |
| Χάλκη | 53 | 47 | 44 | 45 | 32 | 42 | 129 |
| Ρόδος | 562 | 385 | 421 | 339 | 585 | 421 | 1.568 |
| Τήνος | - | - | 86 | 444 | - | - | 86 |

Coastwise traffic

Passengers disembarked and embarked, by shipping lines and ports.

Piraeus-Andros-Tenos-Syros-Myconos

| Year 1963 | | | "Ετος 1962 - Year 1962 | | | | Port |
|---------------------|------------------------------------|-------------------------------------|------------------------------------|---------------------|--------|--------|----------|
| Σεπτέμβρ. Sept. | Ιαν.-Σεπτέμβριος Jan.-September | Ιούλ.-Σεπτέμβριος July-September | Ιαν.-Σεπτέμβριος Jan.-September | | Total | | |
| Επιβιβ. Embarked | Αποβιβ. Debarcked | Επιβιβ. Embarked | Αποβιβ. Debarcked | Επιβιβ. Embarked | | | |
| 14.092 | 24.361 | 24.019 | 23.315 | 23.121 | 35.532 | 35.363 | Total |
| 5.335 | 11.035 | 9.497 | 11.008 | 10.082 | 16.401 | 16.128 | Piraeus |
| 1.526 | 4.134 | 2.947 | 3.587 | 2.261 | 6.425 | 3.893 | Andros |
| 1.071 | 2.073 | 2.155 | 1.693 | 1.341 | 2.788 | 2.403 | Korthion |
| 2.822 | 3.391 | 3.771 | 3.988 | 4.792 | 5.099 | 5.925 | Tenos |
| 1.110 | 1.555 | 2.024 | 1.030 | 1.400 | 1.583 | 2.366 | Syros |
| 2.228 | 2.173 | 3.625 | 2.009 | 3.245 | 3.236 | 4.648 | Myconos |

Argosaronic line

| 1963 | | 1962 | | 1962 | | Total | |
|---------|-----------|-----------|---------|---------|---------|---------|-----------|
| Επιβιβ. | Αποβιβ. | Επιβιβ. | Αποβιβ. | Επιβιβ. | Αποβιβ. | | |
| 590.999 | 1.054.458 | 1.054.480 | 521.274 | 521.275 | 970.052 | 970.027 | Total |
| 277.438 | 485.389 | 483.606 | 247.466 | 241.936 | 444.170 | 447.227 | Piraeus |
| 124.334 | 225.508 | 230.419 | 108.413 | 111.522 | 216.849 | 218.499 | Aegina |
| 43.512 | 56.514 | 57.418 | 33.706 | 33.799 | 45.693 | 45.255 | Methana |
| 65.334 | 124.806 | 126.034 | 52.316 | 54.118 | 113.300 | 114.690 | Poros |
| 36.602 | 76.527 | 76.136 | 42.074 | 42.953 | 70.157 | 76.832 | Hydra |
| 31.130 | 54.733 | 52.588 | 26.471 | 26.576 | 46.635 | 44.779 | Spetsai |
| 10.030 | 25.399 | 23.479 | 8.868 | 8.360 | 21.780 | 19.243 | Ermioni |
| 2.466 | 5.114 | 4.431 | 1.960 | 2.011 | 3.463 | 3.502 | Leonidion |
| 153 | 468 | 369 | - | - | - | - | Nauplion |

Piraeus-Dodecanesos

| 1963 | | 1962 | | 1962 | | Total | |
|---------|---------|---------|---------|---------|---------|---------|-----------|
| Επιβιβ. | Αποβιβ. | Επιβιβ. | Αποβιβ. | Επιβιβ. | Αποβιβ. | | |
| 99.618 | 176.049 | 175.730 | 109.919 | 110.995 | 191.641 | 192.288 | Total |
| 36.419 | 60.285 | 64.879 | 38.823 | 44.577 | 65.418 | 80.232 | Piraeus |
| 1.289 | 5.328 | 2.091 | 4.580 | 2.581 | 7.663 | 3.782 | Tenos |
| 3.920 | 5.251 | 4.774 | 4.504 | 3.543 | 6.480 | 4.903 | Myconos |
| - | 220 | 47 | - | - | 383 | 53 | Syros |
| 2.598 | 4.263 | 4.208 | 2.197 | 2.100 | 3.722 | 3.651 | Patmos |
| 3.712 | 7.658 | 7.289 | 3.488 | 3.291 | 7.454 | 6.773 | Leros |
| 5.991 | 13.344 | 14.315 | 6.046 | 5.763 | 13.438 | 13.634 | Kalymnos |
| 14.213 | 22.681 | 23.362 | 13.449 | 14.486 | 22.324 | 22.719 | Kos |
| 785 | 1.246 | 1.405 | 713 | 774 | 1.360 | 1.594 | Astypalea |
| 1.570 | 3.675 | 2.839 | 2.536 | 1.779 | 4.589 | 3.096 | Naxos |
| 2.315 | 3.460 | 3.451 | 3.558 | 1.821 | 5.451 | 2.793 | Paros |
| 1.035 | 1.443 | 1.903 | 954 | 1.122 | 1.522 | 1.735 | Nisyros |
| 195 | 532 | 387 | 258 | 271 | 478 | 534 | Telos |
| 1.137 | 2.288 | 2.348 | 1.229 | 1.136 | 2.512 | 2.303 | Symi |
| 24.439 | 44.157 | 42.200 | 26.763 | 27.263 | 47.877 | 43.849 | Rhodes |
| - | - | - | - | - | 83 | 61 | Thira |
| - | - | - | - | - | 12 | 17 | Ios |
| - | - | - | - | - | 21 | 15 | Ia |
| - | - | - | 821 | 483 | 854 | 544 | Amorgos |
| - | 218 | 232 | - | - | - | - | Sifnos |

Piraeus-Crete-Dodecanesos

| 1963 | | 1962 | | 1962 | | Total | |
|---------|---------|---------|---------|---------|---------|--------|-----------------|
| Επιβιβ. | Αποβιβ. | Επιβιβ. | Αποβιβ. | Επιβιβ. | Αποβιβ. | | |
| 9.091 | 17.394 | 16.729 | 9.428 | 9.496 | 17.645 | 17.430 | Total |
| 2.822 | 5.601 | 4.634 | 2.732 | 3.014 | 5.399 | 5.064 | Piraeus |
| - | - | - | - | - | 74 | 48 | Serifos |
| - | - | - | - | - | 45 | 78 | Sifnos |
| - | - | - | - | - | 85 | 101 | Milos |
| 1.211 | 1.832 | 1.929 | 1.078 | 1.013 | 1.653 | 1.596 | Aghios Nicolaos |
| 1.352 | 1.947 | 2.560 | 1.109 | 1.238 | 1.841 | 2.407 | Sitia |
| 623 | 1.362 | 1.313 | 698 | 640 | 1.258 | 1.144 | Cassos |
| 1.360 | 3.075 | 2.924 | 1.594 | 1.489 | 3.164 | 3.214 | Karpathos |
| 134 | 303 | 335 | 123 | 135 | 257 | 302 | Chalki |
| 1.145 | 3.188 | 2.590 | 2.094 | 1.967 | 3.869 | 3.476 | Rhodes |
| 444 | 86 | 444 | - | - | - | - | Tenos |

IV : 22. Ναυτιλιακή κίνησης άιτοπλοΐας

Αποβιβασθέντες και έπιβιβασθέντες έπιβάται, και
 άιτοπλοΐας γραμμάς και λιμένας. (συνέχεια)
 5. Γραμμή Πειραιώς-Αιαρνανίας-Πρεβέζης-Ίονίων Νήσων

| Λιμένες | *Έτος 1963 | | | | | | |
|---------------|-----------------------|----------------------|-----------------------|----------------------|--------------------------|----------------------|-----------------------|
| | *Ιούλιος July | | Αύγουστος August | | Σεπτέμβριος September | | *Ιούλιος- July - |
| | *Αποβιβ. Debarcked | *Έπιβιβ. Embarked | *Αποβιβ. Debarcked | *Έπιβιβ. Embarked | *Αποβιβ. Debarcked | *Έπιβιβ. Embarked | *Αποβιβ. Debarcked |
| Σύνολον | 10.946 | 10.564 | 12.805 | 13.046 | 9.208 | 9.227 | 32.959 |
| Πειραιεύς | 3.434 | 4.636 | 4.505 | 5.345 | 4.562 | 2.565 | 12.501 |
| Πάτραι | 879 | 978 | 1.205 | 1.175 | 767 | 611 | 2.851 |
| Ζάκυνθος | - | - | - | - | - | - | - |
| *Ιθάκη | 715 | 513 | 641 | 599 | 483 | 614 | 1.839 |
| Ληξούριον | - | - | - | - | - | - | - |
| *Αργοστόλιον | - | - | - | - | - | - | - |
| Σάμη | 1.192 | 778 | 1.958 | 1.369 | 627 | 908 | 3.777 |
| *Άγία Εύφημια | 1 | 1 | 3 | 9 | 2 | 16 | 6 |
| Φιλιάρδον | 65 | 30 | 29 | 52 | 36 | 41 | 130 |
| Βασιλική | 81 | 68 | 50 | 50 | 44 | 86 | 175 |
| Φόρμες | - | - | 33 | 31 | 42 | 57 | 75 |
| Μεγανήσιον | 100 | 109 | 123 | 44 | 86 | 94 | 302 |
| Κάλαμος | 94 | 54 | - | - | 61 | 110 | 155 |
| Μύτινας | 127 | 63 | 128 | 138 | 103 | 221 | 358 |
| Λευιάς | 445 | 164 | 251 | 240 | 149 | 153 | 845 |
| Πρέβεζα | 139 | 140 | 63 | 102 | 72 | 79 | 274 |
| Πάργα | 47 | 40 | 19 | 25 | 21 | 27 | 87 |
| Παζοί | - | - | 52 | 28 | 50 | 43 | 102 |
| Κέριυρα | 3.627 | 2.940 | 3.745 | 3.839 | 2.103 | 3.602 | 9.475 |
| Λουτράκιον | - | - | - | - | - | - | - |

6. Γραμμή Πειραιώς-Κρήτης

| | | | | | | | |
|------------|--------|--------|--------|--------|--------|--------|---------|
| Σύνολον | 38.081 | 38.043 | 44.769 | 44.965 | 37.606 | 37.765 | 120.456 |
| Πειραιεύς | 16.851 | 20.905 | 20.274 | 23.317 | 22.627 | 14.930 | 59.752 |
| Μήλος | - | - | - | - | - | - | - |
| Σούδα | 7.737 | 5.448 | 8.248 | 6.903 | 5.787 | 8.531 | 21.772 |
| Ρέθυμνον | 1.939 | 1.595 | 2.022 | 2.194 | 1.306 | 2.112 | 5.267 |
| *Ηράκλειον | 11.176 | 9.916 | 13.234 | 11.356 | 7.515 | 11.937 | 31.925 |
| Ρόδος | 378 | 179 | 991 | 690 | 371 | 255 | 1.740 |

7. Γραμμή Πειραιώς-Ανατολικών Κυκλάδων

| | | | | | | | |
|-------------|--------|--------|--------|--------|--------|--------|--------|
| Σύνολον | 13.683 | 13.070 | 17.520 | 17.476 | 12.707 | 13.235 | 43.910 |
| Πειραιεύς | 4.295 | 6.986 | 6.712 | 7.943 | 6.857 | 3.627 | 17.864 |
| Κέα | - | - | - | - | - | - | - |
| Σύρος | 2.021 | 1.382 | 2.360 | 1.704 | 1.539 | 1.792 | 5.920 |
| Πάρος | 2.164 | 1.276 | 2.626 | 2.088 | 1.376 | 2.027 | 6.166 |
| Νάξος | 2.541 | 1.614 | 2.594 | 2.335 | 1.173 | 2.358 | 5.308 |
| *Ιος | 549 | 426 | 722 | 758 | 299 | 584 | 1.570 |
| Σκίμος | 76 | 21 | 22 | 57 | 21 | 84 | 119 |
| Φολέγανδρος | 120 | 43 | 103 | 112 | 45 | 174 | 268 |
| Οΐα | 186 | 104 | 233 | 246 | 147 | 195 | 566 |
| Θήρα | 1.389 | 1.045 | 1.712 | 1.906 | 1.082 | 1.992 | 4.183 |
| *Ανάφη | 93 | 37 | 102 | 55 | 29 | 96 | 224 |
| *Αμοργός | 192 | 76 | 262 | 197 | 97 | 254 | 551 |
| Κουφονήσια | 28 | 33 | 40 | 41 | 18 | 26 | 86 |
| Σχοινούσα | 29 | 27 | 32 | 34 | 24 | 26 | 85 |
| *Ηράκλεια | - | - | - | - | - | - | - |
| Τήνος | - | - | - | - | - | - | - |

Coastwise traffic

Passengers disembarked and embarked, by shipping lines and ports. (continued)
Piraeus-Akarnania-Preveza-Ionian Islands

| Year 1963 | | Έτος 1962-Year 1962 | | | | | Port |
|----------------------|------------------------------------|-------------------------------------|------------------------------------|------------------------------------|------------------------------------|---------------------|--------------|
| Σεπτέμβριος Sept. | Ίαν.-Σεπτέμβριος Jan.-September | Ιούλ.-Σεπτέμβριος July-September | Ίαν.-Σεπτέμβριος Jan.-September | Ίαν.-Σεπτέμβριος Jan.-September | Ίαν.-Σεπτέμβριος Jan.-September | | |
| Έπιβιβ. Embarked | Αποβιβ. Debarcked | Έπιβιβ. Embarked | Αποβιβ. Debarcked | Έπιβιβ. Embarked | Αποβιβ. Debarcked | Έπιβιβ. Embarked | |
| 32.837 | 63.279 | 62.962 | 44.641 | 44.516 | 81.533 | 81.489 | Total |
| 12.596 | 23.410 | 22.844 | 17.666 | 18.175 | 31.991 | 31.376 | Piraeus |
| 2.764 | 6.164 | 6.145 | 3.801 | 3.046 | 6.932 | 6.407 | Patras |
| - | 220 | 246 | 143 | 188 | 153 | 214 | Zante |
| 1.726 | 4.130 | 3.995 | 2.663 | 1.971 | 5.207 | 4.272 | Ithaki |
| - | 47 | 36 | 110 | 29 | 113 | 38 | Lixourion |
| - | 397 | 380 | 179 | 76 | 189 | 88 | Argostolion |
| 3.055 | 7.786 | 6.414 | 3.530 | 3.530 | 8.096 | 8.070 | Sami |
| 26 | 13 | 38 | 86 | 123 | 145 | 176 | Aghia Efimia |
| 123 | 190 | 155 | 261 | 239 | 429 | 359 | Fiscardon |
| 204 | 274 | 292 | 387 | 326 | 629 | 559 | Vassiliki |
| 88 | 75 | 88 | - | - | - | - | Frikes |
| 247 | 528 | 517 | 286 | 348 | 706 | 805 | Meganision |
| 164 | 348 | 369 | 226 | 268 | 518 | 620 | Kalamos |
| 422 | 607 | 726 | 402 | 593 | 840 | 1.096 | Myticas |
| 557 | 1.155 | 757 | 1.120 | 803 | 1.948 | 1.469 | Levkas |
| 321 | 497 | 437 | 1.126 | 873 | 1.633 | 1.386 | Preveza |
| 92 | 102 | 107 | 268 | 426 | 349 | 506 | Parga |
| 71 | 134 | 108 | 167 | 211 | 344 | 369 | Paxi |
| 10.381 | 17.202 | 19.308 | 12.220 | 13.291 | 21.240 | 23.144 | Corfu |
| - | - | - | - | - | 21 | 535 | Loutrakion |

Piraeus-Crete

| Έπιβιβ. | Αποβιβ. | Έπιβιβ. | Αποβιβ. | Έπιβιβ. | Αποβιβ. | Έπιβιβ. | Port |
|---------|---------|---------|---------|---------|---------|---------|-----------|
| 120.773 | 239.371 | 239.027 | 111.098 | 110.096 | 222.194 | 221.363 | Total |
| 59.652 | 119.921 | 115.970 | 53.947 | 55.880 | 110.232 | 111.871 | Piraeus |
| - | - | - | - | - | 62 | 43 | Milos |
| 20.887 | 45.086 | 43.295 | 21.032 | 20.409 | 43.908 | 41.202 | Souda |
| 5.901 | 10.573 | 12.580 | 5.458 | 6.459 | 10.361 | 12.216 | Rethymnon |
| 33.209 | 61.497 | 65.736 | 30.471 | 27.176 | 57.441 | 55.859 | Iraclion |
| 1.124 | 2.294 | 1.446 | 190 | 172 | 190 | 172 | Rhodes |

Piraeus-Eastern Cyclades

| Έπιβιβ. | Αποβιβ. | Έπιβιβ. | Αποβιβ. | Έπιβιβ. | Αποβιβ. | Έπιβιβ. | Port |
|---------|---------|---------|---------|---------|---------|---------|-------------|
| 43.781 | 77.823 | 77.664 | 48.273 | 47.597 | 79.100 | 79.001 | Total |
| 18.556 | 31.277 | 32.136 | 21.579 | 20.902 | 34.089 | 34.194 | Piraeus |
| - | - | - | - | - | - | - | Kea |
| 4.878 | 10.987 | 9.528 | 5.746 | 4.227 | 11.001 | 8.455 | Syros |
| 5.391 | 10.835 | 10.341 | 6.926 | 8.000 | 11.211 | 12.731 | Paros |
| 6.307 | 11.486 | 11.675 | 6.038 | 6.167 | 10.287 | 10.765 | Naxos |
| 1.768 | 2.462 | 2.627 | 1.592 | 1.542 | 2.527 | 2.440 | Ios |
| 162 | 211 | 268 | 261 | 162 | 333 | 267 | Sikinos |
| 329 | 418 | 518 | 290 | 305 | 480 | 497 | Folegandros |
| 545 | 985 | 1.017 | 516 | 536 | 844 | 927 | Ja |
| 4.943 | 7.377 | 7.815 | 4.109 | 4.314 | 6.577 | 6.709 | Thira |
| 188 | 331 | 272 | 257 | 264 | 337 | 380 | Anafi |
| 527 | 925 | 889 | 169 | 223 | 446 | 489 | Amorgos |
| 100 | 259 | 287 | 95 | 156 | 200 | 244 | Coufonisia |
| 87 | 270 | 283 | 60 | 65 | 104 | 78 | Skinoussa |
| - | - | 8 | 10 | 4 | 18 | 28 | Iraklia |
| - | - | - | 625 | 730 | 646 | 797 | Tenos |

IV : 22. Παυλιανή κίνηση αεροπλοΐας

*Αποβιβασθέντες και επιβιβασθέντες επιβάται, κατ' αεροπλοϊκάς γραμμές και λιμένες. (συνέχεια)

8. Γραμμή Πειραιώς-Δυτικών Κυλάδων

| Λιμένες | Έτος 1963 | | | | | | |
|-----------|--------------------|---------------------|---------------------|---------------------|--------------------------|---------------------|--------------------|
| | Ιούλιος July | | Αύγουστος August | | Σεπτέμβριος September | | Ιούλιος- July |
| | Αποβιβ. Debarke | Επιβιβ. Embarked | Αποβιβ. Debarke | Επιβιβ. Embarked | Αποβιβ. Debarke | Επιβιβ. Embarked | Αποβιβ. Debarke |
| Σύνολον | 6.520 | 6.898 | 9.010 | 9.242 | 7.588 | 7.488 | 23.118 |
| Πειραιεύς | 2.228 | 3.986 | 4.640 | 4.155 | 4.791 | 2.637 | 11.659 |
| Κέα | 397 | 284 | 178 | 256 | 143 | 230 | 718 |
| Κόθνος | 798 | 786 | 865 | 679 | 487 | 635 | 2.150 |
| Σέριφος | 876 | 603 | 838 | 971 | 525 | 988 | 2.239 |
| Σίφνος* | 817 | 498 | 780 | 1.022 | 501 | 1.293 | 2.098 |
| Κίμωλος | 297 | 131 | 207 | 328 | 223 | 410 | 727 |
| Μήλος | 976 | 513 | 1.398 | 1.272 | 624 | 1.221 | 3.198 |
| Σύρος | 131 | 97 | 104 | 121 | 94 | 74 | 329 |
| Τήνος | - | - | - | 438 | - | - | - |

9. Γραμμή Πειραιώς-Πελοποννήσου

| | | | | | | | |
|--------------|-------|-------|-------|-------|-------|-------|--------|
| Σύνολον | 5.009 | 4.906 | 6.251 | 5.985 | 4.857 | 4.803 | 16.117 |
| Πειραιεύς | 1.904 | 3.276 | 3.313 | 2.962 | 3.140 | 1.764 | 8.357 |
| Κυπαρισσιον | 114 | 86 | 130 | 107 | 48 | 116 | 292 |
| Ιέραξ | 202 | 141 | 195 | 206 | 114 | 235 | 511 |
| Μονεμβασία | 1.134 | 557 | 1.072 | 989 | 501 | 873 | 2.707 |
| Νεάπολις | 578 | 441 | 614 | 772 | 528 | 740 | 1.720 |
| Αγία Πελαγία | 942 | 335 | 681 | 780 | 391 | 921 | 2.014 |
| Ελαφόνησος | 45 | 24 | 49 | 31 | 25 | 32 | 119 |
| Γερολιμνή | 40 | 3 | 83 | 4 | 13 | 24 | 136 |
| Σολοτέριον | - | - | 44 | 96 | 48 | 77 | 92 |
| Κότρωνας | 14 | 7 | 6 | 13 | ... | ... | 20 |
| Γόθειον | 36 | 36 | 64 | 25 | 49 | 21 | 149 |

10. Γραμμή Πειραιώς-Μυιδόνου-Σάμου

| | | | | | | | |
|----------------|--------|--------|--------|--------|--------|--------|---------|
| Σύνολον | 43.618 | 43.735 | 76.385 | 76.483 | 47.236 | 47.648 | 167.239 |
| Πειραιεύς | 15.533 | 20.883 | 33.040 | 35.341 | 24.660 | 16.607 | 73.233 |
| Σύρος | 4.095 | 3.213 | 4.170 | 4.121 | 4.258 | 3.765 | 12.523 |
| Πάρος | 1.611 | 865 | 2.460 | 1.852 | 541 | 1.825 | 4.612 |
| Τήνος | 8.080 | 8.434 | 20.647 | 19.273 | 8.390 | 10.175 | 37.117 |
| Μυιδόνος | 6.509 | 5.363 | 7.481 | 7.391 | 3.856 | 5.147 | 17.846 |
| *Αγιος Κήρυκος | 3.392 | 2.297 | 3.856 | 3.394 | 2.609 | 3.961 | 9.857 |
| Εύδηλος | 577 | 163 | 420 | 510 | 220 | 787 | 1.217 |
| Καρλόβασι | 1.725 | 1.069 | 1.902 | 1.955 | 1.113 | 2.364 | 4.740 |
| Βαθύ Σάμου | 2.096 | 1.448 | 2.216 | 2.494 | 1.473 | 2.733 | 5.785 |
| *Αμοργός | - | - | - | - | - | - | - |
| Νάξος | - | - | 193 | 152 | 116 | 284 | 309 |

11. Γραμμή Πειραιώς-Χίου-Μυτιλήνης

| | | | | | | | |
|-----------|--------|--------|--------|--------|--------|--------|--------|
| Σύνολον | 25.160 | 25.186 | 29.160 | 29.166 | 26.088 | 26.076 | 80.408 |
| Πειραιεύς | 9.811 | 13.537 | 13.426 | 13.953 | 14.822 | 9.148 | 38.059 |
| Χίος | 7.199 | 6.107 | 7.177 | 7.666 | 5.803 | 8.054 | 20.179 |
| Μυτιλήνη | 7.436 | 5.127 | 7.526 | 6.806 | 4.776 | 7.895 | 19.738 |
| Κάστρον | 714 | 415 | 795 | 682 | 687 | 979 | 2.196 |
| Μουδρος | - | - | - | - | - | - | - |
| Τήνος | - | - | 236 | 59 | - | - | 236 |

Coastwise traffic

Passengers disembarked and embarked, by shipping lines and ports. (continued)

Piraeus-West Cyclades

| Year 1963 | | | Έτος 1962 - Year 1962 | | | | Port |
|---------------------|------------------------------------|-------------------------------------|------------------------------------|---------------------|---------------------|---------------------|---------|
| Σεπτέμβρ. Sept. | Ίαν.-Σεπτέμβριος Jan.-September | Ίούλ.-Σεπτέμβριος July-September | Ίαν.-Σεπτέμβριος Jan.-September | Επιβιβ. Embarked | Αποβιβ. Debarked | Επιβιβ. Embarked | |
| Επιβιβ. Embarked | Αποβιβ. Debarked | Επιβιβ. Embarked | Αποβιβ. Debarked | Επιβιβ. Embarked | Αποβιβ. Debarked | Επιβιβ. Embarked | |
| 23.628 | 39.238 | 39.855 | 25.081 | 25.258 | 40.563 | 40.887 | Total |
| 10.778 | 18.567 | 18.362 | 10.212 | 11.257 | 16.897 | 18.968 | Piraeus |
| 770 | 1.520 | 1.386 | 976 | 991 | 1.710 | 1.555 | Kea |
| 2.100 | 4.064 | 3.899 | 4.964 | 4.305 | 6.588 | 5.672 | Kythnos |
| 2.562 | 3.638 | 3.943 | 1.990 | 2.008 | 3.691 | 3.421 | Serifos |
| 2.813 | 3.615 | 4.438 | 2.440 | 2.475 | 3.799 | 3.838 | Sifnos |
| 869 | 1.346 | 1.534 | 1.353 | 1.165 | 2.073 | 1.999 | Kimolos |
| 3.006 | 6.072 | 5.492 | 2.901 | 2.894 | 5.270 | 5.059 | Milos |
| 292 | 416 | 363 | 245 | 163 | 535 | 375 | Syros |
| 433 | - | 438 | - | - | - | - | Tenos |

Piraeus-Peloponnesos

| Year 1963 | | | Έτος 1962 - Year 1962 | | | | Port |
|---------------------|------------------------------------|-------------------------------------|------------------------------------|---------------------|---------------------|---------------------|---------------|
| Σεπτέμβρ. Sept. | Ίαν.-Σεπτέμβριος Jan.-September | Ίούλ.-Σεπτέμβριος July-September | Ίαν.-Σεπτέμβριος Jan.-September | Επιβιβ. Embarked | Αποβιβ. Debarked | Επιβιβ. Embarked | |
| Επιβιβ. Embarked | Αποβιβ. Debarked | Επιβιβ. Embarked | Αποβιβ. Debarked | Επιβιβ. Embarked | Αποβιβ. Debarked | Επιβιβ. Embarked | |
| 15.694 | 27.348 | 27.132 | 16.122 | 15.497 | 27.786 | 27.366 | Total |
| 8.002 | 13.589 | 13.911 | 7.503 | 8.337 | 13.308 | 14.485 | Piraeus |
| 309 | 597 | 614 | 456 | 336 | 797 | 713 | Kyparission |
| 582 | 1.147 | 949 | 354 | 380 | 1.311 | 939 | Ierax |
| 2.419 | 4.490 | 3.888 | 2.754 | 2.288 | 4.285 | 3.638 | Monemvasia |
| 1.953 | 3.440 | 3.887 | 2.099 | 2.109 | 3.798 | 3.978 | Neapolis |
| 2.036 | 3.192 | 3.187 | 1.767 | 1.590 | 3.187 | 2.753 | Aghia Pelagia |
| 87 | 235 | 209 | 119 | 90 | 240 | 224 | Elaphonesos |
| 31 | 147 | 39 | 231 | 94 | 278 | 107 | Yerolimini |
| 173 | 187 | 265 | 90 | 128 | 180 | 275 | Soloterion |
| 20 | 43 | 56 | 64 | 59 | 95 | 81 | Kotronas |
| 82 | 281 | 127 | 185 | 86 | 307 | 173 | Yithion |

Piraeus-Myconos-Samos

| Year 1963 | | | Έτος 1962 - Year 1962 | | | | Port |
|---------------------|------------------------------------|-------------------------------------|------------------------------------|---------------------|---------------------|---------------------|----------------|
| Σεπτέμβρ. Sept. | Ίαν.-Σεπτέμβριος Jan.-September | Ίούλ.-Σεπτέμβριος July-September | Ίαν.-Σεπτέμβριος Jan.-September | Επιβιβ. Embarked | Αποβιβ. Debarked | Επιβιβ. Embarked | |
| Επιβιβ. Embarked | Αποβιβ. Debarked | Επιβιβ. Embarked | Αποβιβ. Debarked | Επιβιβ. Embarked | Αποβιβ. Debarked | Επιβιβ. Embarked | |
| 167.866 | 251.987 | 252.125 | 151.156 | 150.527 | 236.702 | 236.308 | Total |
| 72.831 | 108.338 | 108.884 | 64.938 | 68.109 | 101.944 | 108.116 | Piraeus |
| 11.099 | 24.574 | 22.663 | 12.228 | 10.518 | 26.335 | 22.753 | Syros |
| 4.542 | 5.022 | 5.049 | 2.802 | 2.722 | 3.135 | 3.024 | Paros |
| 37.382 | 49.771 | 50.294 | 36.058 | 33.373 | 47.505 | 45.058 | Tenos |
| 17.901 | 26.127 | 26.097 | 12.908 | 13.750 | 19.781 | 19.859 | Myconos |
| 9.652 | 14.251 | 13.391 | 9.856 | 9.123 | 14.332 | 12.812 | Aghios Kirikos |
| 1.460 | 2.655 | 2.575 | 1.420 | 1.253 | 2.366 | 2.208 | Evdilos |
| 5.388 | 8.666 | 9.946 | 4.449 | 5.435 | 8.405 | 10.174 | Karlovasi |
| 6.675 | 12.184 | 12.770 | 6.497 | 6.244 | 12.822 | 12.304 | Vathy Samou |
| - | 90 | 20 | - | - | 27 | - | Amorgos |
| 436 | 309 | 436 | - | - | - | - | Naxos |

Piraeus-Chios-Mytilini

| Year 1963 | | | Έτος 1962 - Year 1962 | | | | Port |
|---------------------|------------------------------------|-------------------------------------|------------------------------------|---------------------|---------------------|---------------------|----------|
| Σεπτέμβρ. Sept. | Ίαν.-Σεπτέμβριος Jan.-September | Ίούλ.-Σεπτέμβριος July-September | Ίαν.-Σεπτέμβριος Jan.-September | Επιβιβ. Embarked | Αποβιβ. Debarked | Επιβιβ. Embarked | |
| Επιβιβ. Embarked | Αποβιβ. Debarked | Επιβιβ. Embarked | Αποβιβ. Debarked | Επιβιβ. Embarked | Αποβιβ. Debarked | Επιβιβ. Embarked | |
| 80.428 | 165.799 | 165.662 | 77.395 | 77.733 | 163.723 | 164.465 | Total |
| 36.638 | 78.103 | 73.429 | 35.753 | 35.801 | 75.645 | 74.359 | Piraeus |
| 21.827 | 44.701 | 47.372 | 19.556 | 20.958 | 45.070 | 45.567 | Chios |
| 19.828 | 38.306 | 40.566 | 19.650 | 19.005 | 38.103 | 40.027 | Mytilini |
| 2.076 | 4.057 | 3.722 | 2.436 | 1.969 | 4.210 | 3.820 | Kastron |
| - | 65 | 54 | - | - | 123 | 120 | Moudros |
| 59 | 567 | 519 | - | - | 572 | 572 | Tenos |

IV : 22, Ναυτιλιακή κίνησης αεροπλοΐας

Αποβιβασθέντες και επιβιβασθέντες επιβάται, κατ' αεροπλοϊκή γραμμή και λιμένας. (συνέχεια)

12. Γραμμή Πειραιώς-Βορείου Ελλάδος (I)

| Λιμένες | Έτος 1953 | | | | | | |
|-----------------|----------------------|---------------------|----------------------|---------------------|--------------------------|---------------------|----------------------|
| | Ιούλιος July | | Αύγουστος August | | Σεπτέμβριος September | | Ιούλιος- July - |
| | Αποβιβ. Debarkeed | Επιβιβ. Embarked | Αποβιβ. Debarkeed | Επιβιβ. Embarked | Αποβιβ. Debarkeed | Επιβιβ. Embarked | Αποβιβ. Debarkeed |
| Σύνολον | 2.407 | 2.362 | 2.808 | 3.005 | 1.997 | 2.039 | 7.212 |
| Πειραιεύς | 532 | 874 | 916 | 852 | 796 | 323 | 2.244 |
| Σιῦρος | 151 | 37 | 100 | 64 | 57 | 142 | 308 |
| Άγιος Εδσράτιος | 104 | 79 | 93 | 113 | 80 | 84 | 277 |
| Κάστρον | 618 | 342 | 530 | 707 | 281 | 607 | 1.429 |
| Μοῦδρος | 188 | 28 | 205 | 88 | 74 | 149 | 467 |
| Σαμοθράκη | 60 | 281 | 42 | 371 | 33 | 302 | 135 |
| Άλεξανδροῦπολις | 553 | 324 | 577 | 432 | 465 | 236 | 1.595 |
| Πόρτο-Λάγος | - | - | - | - | - | - | - |
| Καβάλα | 201 | 397 | 291 | 280 | 193 | 163 | 685 |
| Θάσος | - | - | 54 | 45 | 18 | 33 | 72 |
| Κόμη | - | - | - | - | - | - | - |
| Τήνος | - | - | - | 53 | - | - | - |

13. Γραμμή Χαλκίδος-Βόλου και Βορ. Σποράδων

| | | | | | | | |
|---------------|--------|--------|--------|--------|--------|--------|--------|
| Σύνολον | 12.734 | 12.564 | 16.559 | 17.076 | 10.948 | 11.077 | 40.291 |
| Χαλκίς | 1.124 | 1.948 | 1.641 | 1.821 | 1.741 | 1.223 | 4.506 |
| Λίμνη | 645 | 669 | 821 | 1.035 | 571 | 931 | 2.037 |
| Αιδηψός | 1.405 | 746 | 1.739 | 1.093 | 1.070 | 1.105 | 4.214 |
| Ψρεοί | 26 | 31 | - | - | - | - | 26 |
| Βόλος | 2.248 | 3.580 | 3.564 | 3.646 | 2.695 | 2.645 | 8.507 |
| Σιλαθός | 2.143 | 1.493 | 2.477 | 2.444 | 1.303 | 1.187 | 5.923 |
| Σιδπελος | 820 | 468 | 386 | 1.009 | 403 | 504 | 2.109 |
| Άλδονησος | 466 | 331 | 878 | 1.023 | 303 | 655 | 1.647 |
| Γλώσσα | 513 | 455 | 408 | 363 | 444 | 561 | 1.365 |
| Σιῦρος | 1.006 | 399 | 1.507 | 1.629 | 441 | 820 | 2.954 |
| Κόμη | 1.605 | 1.679 | 1.749 | 2.306 | 1.127 | 626 | 4.481 |
| Άγιος Κων/νος | 783 | 565 | 889 | 707 | 850 | 820 | 2.522 |

(I) Δεν περιλαμβάνονται οί διακινηθέντες επιβάται διὰ τοῦ Μ/Σ Γεώργιος Φ.



Coastwise traffic

Passengers disembarked and embarked, by shipping lines and ports. (continued)

Piraeus-North Greece (I)

| Year 1963 | | Έτος 1962 - Year 1962 | | | | | Port |
|---------------------|------------------------------------|-------------------------------------|------------------------------------|---------------------|--------|----------------------|---------------------|
| Σεπτέμβρ. Sept. | Ίαν.-Σεπτέμβριος Jan.-September | Ίουλ.-Σεπτέμβριος July-September | Ίαν.-Σεπτέμβριος Jan.-September | | Total | | |
| Επιβιβ. Embarked | Αποβιβ. Debarcked | Επιβιβ. Embarked | Αποβιβ. Debarcked | Επιβιβ. Embarked | | Αποβιβ. Debarcked | Επιβιβ. Embarked |
| 7.406 | 12.901 | 13.176 | 8.036 | 7.963 | 13.822 | 14.015 | Total |
| 2.049 | 3.939 | 3.432 | 3.054 | 2.221 | 4.903 | 3.883 | Piraeus |
| 243 | 429 | 327 | 287 | 91 | 422 | 252 | Scyros |
| 276 | 606 | 544 | 276 | 406 | 789 | 1.018 | Ag. Evstratios |
| 1.656 | 2.681 | 3.111 | 1.216 | 1.446 | 2.111 | 2.627 | Kastron |
| 265 | 852 | 384 | 371 | 197 | 537 | 273 | Moudros |
| 954 | 206 | 2.252 | 153 | 1.039 | 299 | 2.427 | Samothraki |
| 992 | 2.983 | 1.664 | 1.636 | 1.372 | 3.299 | 1.950 | Alexandroupolis |
| - | 13 | 12 | 56 | 48 | 71 | 54 | Porto-Lagos |
| 840 | 1.120 | 1.319 | 987 | 1.143 | 1.382 | 1.531 | Kavala |
| 78 | 72 | 78 | - | - | - | - | Thasos |
| - | - | - | - | - | 9 | - | Kymi |
| 53 | - | 53 | - | - | - | - | Tenos |

Chalkis-Volos-North Sporades

| | | | | | | | Total |
|--------|--------|--------|--------|--------|--------|--------|------------------|
| 40.717 | 57.211 | 57.516 | 46.905 | 47.171 | 65.082 | 65.260 | |
| 4.992 | 6.771 | 7.049 | 8.997 | 9.186 | 12.845 | 12.547 | Chalkis |
| 2.635 | 3.092 | 3.692 | 2.267 | 2.107 | 3.456 | 3.221 | Limni |
| 2.944 | 5.351 | 3.690 | 6.252 | 7.899 | 8.047 | 8.893 | Edipsos |
| 31 | 581 | 783 | 205 | 683 | 745 | 1.669 | Orei |
| 9.871 | 13.774 | 14.939 | 12.297 | 10.508 | 16.752 | 15.944 | Volos |
| 5.124 | 8.189 | 7.213 | 5.706 | 5.013 | 7.866 | 6.747 | Sciathos |
| 1.981 | 3.074 | 3.033 | 1.898 | 1.993 | 2.665 | 2.774 | Scopelos |
| 2.009 | 2.204 | 2.556 | 1.184 | 1.452 | 1.498 | 1.829 | Alonnesos |
| 1.379 | 2.689 | 2.840 | 1.326 | 1.277 | 2.177 | 2.307 | Glossa |
| 3.048 | 3.708 | 3.702 | 2.538 | 2.398 | 3.513 | 3.334 | Scyros |
| 4.611 | 5.256 | 5.927 | 4.235 | 4.655 | 5.518 | 5.995 | Kymi |
| 2.092 | 2.522 | 2.092 | - | - | - | - | Ag. Constantinos |

(I) Passengers transported by the M/S Georgios F are not included.



IV : 23. Ναυτιλιακή κίνησης αυτοκινήτων

Πορτομέτα: Κατάπλοι και απόπλοι, αποβιβασθέντες και επιβιβασθέντες επιβάται, έφορτωθέντα και φορτωθέντα τροχοφόρα, κατά γραμμές και λιμένες.

| Έτος και μήν | Κατάπλοι - Arrivals | | | | | |
|--------------|--|--|---|--|--|--|
| | Αριθμός κατάπλων Number of arrivals | Αποβιβασθέντες επιβάται Passengers debarked | Έφορτωθέντα τροχοφόρα - Vehicles unloaded | | | |
| | | | Φορτηγά αυτοκίνητα Trucks | Επιβατηγά αυτοκίνητα Passenger vehicles | | Δίκυκλα - Τρίκυκλα Two and three-wheel cycles |
| | | | Μεγάλα Buses | Μικρά Cars | | |

1. Γραμμή Πατρών - Ήγουμενίτσας - Κερκύρας - Βρισησίου
Πάτραι

| | | | | | | |
|---------------------|-----|--------|----|----|-------|-----|
| 1963: Ιούλ. - Σεπτ. | 122 | 23.529 | 10 | 14 | 3.147 | 147 |
| Ιαν. - Σεπτ. | 213 | 41.732 | 22 | 26 | 4.957 | 189 |
| 1962: Ιούλ. - Σεπτ. | 120 | 23.595 | 11 | 10 | 3.128 | 133 |
| Ιαν. - Σεπτ. | 201 | 34.547 | 31 | 18 | 4.731 | 175 |

Ήγουμενίτσα

| | | | | | | |
|---------------------|-----|--------|---|----|-------|-----|
| 1963: Ιούλ. - Σεπτ. | 165 | 11.126 | 1 | 16 | 2.859 | 108 |
| Ιαν. - Σεπτ. | 333 | 16.012 | 2 | 33 | 4.045 | 163 |
| 1962: Ιούλ. - Σεπτ. | 168 | 9.416 | - | 6 | 2.090 | 41 |
| Ιαν. - Σεπτ. | 330 | 13.297 | - | 12 | 3.151 | 61 |

Κέρκυρα

| | | | | | | |
|---------------------|-----|--------|---|----|-------|-----|
| 1963: Ιούλ. - Σεπτ. | 165 | 15.062 | 2 | 7 | 2.090 | 125 |
| Ιαν. - Σεπτ. | 333 | 22.519 | 2 | 14 | 3.046 | 163 |
| 1962: Ιούλ. - Σεπτ. | 168 | 25.669 | - | 12 | 3.555 | 270 |
| Ιαν. - Σεπτ. | 330 | 32.486 | - | 19 | 4.352 | 329 |

Βρισησίου (I)

| | | | | | | |
|---------------------|-----|--------|----|----|--------|-----|
| 1963: Ιούλ. - Σεπτ. | 122 | 49.729 | 3 | 36 | 7.201 | 292 |
| Ιαν. - Σεπτ. | 213 | 68.250 | 9 | 60 | 10.070 | 363 |
| 1962: Ιούλ. - Σεπτ. | 120 | 42.655 | 6 | 25 | 6.350 | 175 |
| Ιαν. - Σεπτ. | 201 | 59.127 | 18 | 38 | 8.878 | 333 |

2. Γραμμή Κερκύρας - Ήγουμενίτσας *
Κέρκυρα

| | | | | | | |
|---------------------|-----|--------|-------|-----|-------|-----|
| 1963: Ιούλ. - Σεπτ. | 354 | 37.052 | 1.099 | 414 | 6.909 | 425 |
| Ιαν. - Σεπτ. | 854 | 76.348 | 2.966 | 960 | 4.832 | 675 |
| 1962: Ιούλ. - Σεπτ. | 288 | 27.355 | 1.101 | 293 | 1.990 | 358 |
| Ιαν. - Σεπτ. | 859 | 60.692 | 3.072 | 782 | 3.684 | 584 |

3. Γραμμή Ρίου - Αντιρρίου *
Ρίον

| | | | | | | |
|---------------------|-------|---------|--------|--------|--------|-------|
| 1963: Ιούλ. - Σεπτ. | 3.180 | 137.976 | 15.211 | 4.134 | 12.987 | 1.590 |
| Ιαν. - Σεπτ. | 9.277 | 362.330 | 37.526 | 10.944 | 28.850 | 3.824 |
| 1962: Ιούλ. - Σεπτ. | 2.865 | 149.233 | 13.829 | 4.227 | 9.933 | 1.005 |
| Ιαν. - Σεπτ. | 8.079 | 389.528 | 36.372 | 11.035 | 23.011 | 2.627 |

4. Γραμμή Ωρωπού - Ν. Ψαρών *
Ωρωπός

| | | | | | | |
|---------------------|-------|---------|--------|-------|-------|-------|
| 1963: Ιούλ. - Σεπτ. | 2.106 | 71.203 | 5.541 | 1.417 | 4.688 | 2.124 |
| Ιαν. - Σεπτ. | 5.281 | 146.092 | 12.308 | 3.138 | 9.464 | 3.910 |
| 1962: Ιούλ. - Σεπτ. | 1.803 | 56.851 | 4.262 | 1.152 | 3.592 | 1.795 |
| Ιαν. - Σεπτ. | 5.025 | 126.368 | 9.527 | 2.946 | 8.585 | 3.788 |

Coastwise traffic

Ferry-boats: Arrivals and sailings, passengers disembarked and embarked vehicles unloaded and loaded, by shipping lines and ports.

| | | 'Απόπλοι - Sailings | | | | Year and month |
|---|--|--------------------------------------|---|---------------|---|----------------|
| 'Αριθμός ἀπόπλων Number of sailings | 'Επιβιβα- σθέντες ἐπιβάται Passengers embarked | Φορτωθέντα τροχοφόρα-Vehicles loaded | | | | |
| | | Φορτηγά αὐτοκίνητα Trucks | 'Επιβατηγά αὐτοκίνητα Passenger vehicles | | Δίκυκλα- Τρόικυκλα Two and three-wheel cycles | |
| | | | Μεγάλα Buses | Μικρά Cars | | |

I. Patras-Igoumenitsa-Corfu-Brindisi
Patras

| | | | | | | |
|-----|--------|----|----|-------|-----|------------------|
| I22 | 32.106 | 3 | 20 | 3.741 | 172 | 1963: July-Sept. |
| 213 | 44.569 | 7 | 36 | 5.354 | 205 | Jan.-Sept. |
| I20 | 27.668 | 5 | 25 | 3.673 | 129 | 1962: July-Sept. |
| 202 | 38.927 | 17 | 37 | 5.153 | 277 | Jan.-Sept. |

Igoumenitsa

| | | | | | | |
|-----|--------|---|----|-------|-----|------------------|
| I65 | 10.461 | - | 17 | 2.719 | 85 | 1963: July-Sept. |
| 333 | 14.322 | 1 | 25 | 3.759 | 108 | Jan.-Sept. |
| I68 | 8.340 | - | - | 2.421 | 8 | 1962: July-Sept. |
| 330 | 11.512 | - | - | 3.340 | 8 | Jan.-Sept. |

Corfu

| | | | | | | |
|-----|--------|---|---|-------|-----|------------------|
| I65 | 17.005 | 1 | 1 | 2.383 | 123 | 1963: July-Sept. |
| 333 | 23.523 | 2 | 3 | 3.362 | 161 | Jan.-Sept. |
| I68 | 27.822 | 2 | 1 | 3.714 | 244 | 1962: July-Sept. |
| 330 | 33.650 | 2 | 5 | 4.518 | 286 | Jan.-Sept. |

Brindisi (I)

| | | | | | | |
|-----|--------|----|----|-------|-----|------------------|
| I22 | 44.874 | 12 | 35 | 6.454 | 292 | 1963: July-Sept. |
| 213 | 66.099 | 25 | 69 | 9.643 | 404 | Jan.-Sept. |
| I20 | 37.888 | 11 | 20 | 5.255 | 214 | 1962: July-Sept. |
| 201 | 56.044 | 31 | 38 | 8.067 | 298 | Jan.-Sept. |

2. Corfu-Igoumenitsa
Corfu

| | | | | | | |
|-----|--------|-------|-----|-------|-----|------------------|
| 354 | 35.035 | 1.093 | 409 | 2.353 | 344 | 1963: July-Sept. |
| 854 | 73.830 | 2.976 | 959 | 4.312 | 584 | Jan.-Sept. |
| 288 | 26.435 | 1.080 | 295 | 1.827 | 326 | 1962: July-Sept. |
| 859 | 57.752 | 3.064 | 764 | 3.338 | 571 | Jan.-Sept. |

3. Rion-Antirrhion*
Rion

| | | | | | | |
|-------|---------|--------|--------|--------|-------|------------------|
| 3.180 | 132.361 | 15.311 | 4.116 | 13.453 | 1.579 | 1963: July-Sept. |
| 9.277 | 357.292 | 37.662 | 11.065 | 29.671 | 3.939 | Jan.-Sept. |
| 2.865 | 145.963 | 13.411 | 4.260 | 10.339 | 1.084 | 1962: July-Sept. |
| 8.079 | 384.328 | 36.210 | 11.154 | 24.109 | 2.653 | Jan.-Sept. |

4. Oropos-N. Psara*
Oropos

| | | | | | | |
|-------|---------|--------|-------|--------|-------|------------------|
| 2.106 | 75.837 | 5.102 | 1.423 | 5.717 | 2.252 | 1963: July-Sept. |
| 5.281 | 162.423 | 11.849 | 3.363 | 11.615 | 4.192 | Jan.-Sept. |
| 1.803 | 57.409 | 3.822 | 1.212 | 4.217 | 1.903 | 1962: July-Sept. |
| 5.025 | 137.081 | 9.040 | 3.181 | 9.819 | 3.991 | Jan.-Sept. |

IV : 23. Ναυτιλιακή κίνησης λιτοπλοΐας

Πορμεΐα: Κατάπλοι και απόπλοι, αποβιβασθέντες και επιβιβασθέντες επιβάται, εφορτωθέντα και φορτωθέντα τροχοφόρα, κατά γραμμές και λιμένας. (συνέχεια).

| Έτος και μήν | Κατάπλοι - Arrivals | | | | | |
|--------------|--|---|---|--|--|--|
| | Αριθμός κατάπλων Number of arrivals | Αποβιβασθέντες επιβάται Passengers disembarked | Εφορτωθέντα τροχοφόρα - Vehicles unloaded | | | |
| | | | Φορτωτά αυτοκίνητα Trucks | Επιβατηγά αυτοκίνητα Passenger vehicles | | Δίκυκλα-Τρίκυκλα Two and three-wheel cycles |
| | | | Μεγάλα Buses | Μικρά Cars | | |

5. Γραμμή Πατρών-Σάμης-Ίθάκης-Άστακός και Άργοςτόλιου-Ληξούριου Πάτραι

| | | | | | | |
|-------------------|-----|--------|-------|-----|-------|-----|
| 1963: Ιούλ.-Σεπτ. | 118 | 19.172 | 496 | 358 | 1.030 | 141 |
| Ιαν.-Σεπτ. | 285 | 34.304 | 1.097 | 768 | 1.889 | 189 |
| 1962: Ιούλ.-Σεπτ. | 96 | 14.232 | 365 | 273 | 852 | 101 |
| Ιαν.-Σεπτ. | 248 | 26.125 | 937 | 524 | 1.728 | 137 |
| Σάμη | | | | | | |
| 1963: Ιούλ.-Σεπτ. | 159 | 20.896 | 379 | 346 | 898 | 115 |
| Ιαν.-Σεπτ. | 404 | 35.971 | 966 | 708 | 1.639 | 150 |
| 1962: Ιούλ.-Σεπτ. | 123 | 12.857 | 323 | 198 | 663 | 84 |
| Ιαν.-Σεπτ. | 335 | 24.733 | 881 | 437 | 1.508 | 147 |
| Ίθάκη | | | | | | |
| 1963: Ιούλ.-Σεπτ. | 56 | 2.769 | 40 | 1 | 85 | 17 |
| Ιαν.-Σεπτ. | 123 | 5.182 | 115 | 1 | 155 | 32 |
| 1962: Ιούλ.-Σεπτ. | 41 | 2.415 | 36 | 14 | 61 | 16 |
| Ιαν.-Σεπτ. | 109 | 4.360 | 82 | 15 | 114 | 35 |
| Άστακός | | | | | | |
| 1963: Ιούλ.-Σεπτ. | - | - | - | - | - | - |
| Ιαν.-Σεπτ. | 12 | 15 | - | - | - | - |
| 1962: Ιούλ.-Σεπτ. | - | - | - | - | - | - |
| Ιαν.-Σεπτ. | - | - | - | - | - | - |
| Άργοςτόλιου | | | | | | |
| 1963: Ιούλ.-Σεπτ. | 357 | 12.900 | 240 | 92 | 412 | 160 |
| Ιαν.-Σεπτ. | 563 | 13.975 | 374 | 154 | 555 | 251 |
| 1962: Ιούλ.-Σεπτ. | 27 | 1.971 | 68 | 37 | 105 | 23 |
| Ιαν.-Σεπτ. | 43 | 2.512 | 93 | 54 | 128 | 29 |
| Ληξούριου | | | | | | |
| 1963: Ιούλ.-Σεπτ. | 357 | 12.274 | 234 | 93 | 362 | 157 |
| Ιαν.-Σεπτ. | 563 | 13.194 | 377 | 154 | 516 | 241 |
| 1962: Ιούλ.-Σεπτ. | 14 | 1.084 | 25 | 5 | 35 | 5 |
| Ιαν.-Σεπτ. | 22 | 1.279 | 42 | 5 | 44 | 6 |

6. Γραμμή Αϊδηψοῦ-Άριότσης* Αϊδηψός

| | | | | | | |
|-------------------|-------|--------|-------|-------|-------|-----|
| 1963: Ιούλ.-Σεπτ. | 782 | 36.118 | 2.314 | 982 | 3.469 | 233 |
| Ιαν.-Σεπτ. | 1.373 | 60.390 | 3.599 | 1.506 | 5.530 | 361 |
| 1962: Ιούλ.-Σεπτ. | 652 | 33.212 | 1.894 | 790 | 2.693 | 351 |
| Ιαν.-Σεπτ. | 1.044 | 51.578 | 2.727 | 1.286 | 4.147 | 500 |

Coastwise traffic

Ferry-boats: Arrivals and sailings, passengers disembarked and embarked, vehicles unloaded and loaded, by shipping lines and ports.(continued)

| | | Απόπλοι - Sailings | | | | Year and month |
|--|---|--------------------------------------|--|---------------|--|----------------|
| Αριθμός ἀπόπλων Number of sailings | Επιβιβα- σθέντες ἐπιβάται Passengers embarked | Φορτωθέντα τροχοφόρα-Vehicles loaded | | | | |
| | | Φορτηγά αὐτοκίνητα Trucks | Επιβατηγά αὐτοκίνητα Passenger vehicles | | Δίκυκλα- Τρικύκλα Two and three-wheel cycles | |
| | | | Μεγάλα Buses | Μικρά Cars | | |

5. Patras-Sami-Ithaki-Astacos and Argostolion-Lixourion
Patras

| | | | | | | |
|-----|--------|-------|-----|-------|-----|------------------|
| 118 | 19.932 | 456 | 374 | 1.009 | 156 | 1963: July-Sept. |
| 285 | 35.141 | 1.072 | 798 | 1.874 | 217 | Jan.-Sept. |
| 95 | 14.631 | 396 | 260 | 824 | 105 | 1962: July-Sept. |
| 247 | 26.458 | 963 | 518 | 1.712 | 156 | Jan.-Sept. |

Sami

| | | | | | | |
|-----|--------|-----|-----|-------|-----|------------------|
| 159 | 19.967 | 421 | 330 | 916 | 102 | 1963: July-Sept. |
| 404 | 35.630 | 994 | 678 | 1.650 | 128 | Jan.-Sept. |
| 124 | 13.405 | 314 | 214 | 643 | 79 | 1962: July-Sept. |
| 336 | 25.674 | 384 | 445 | 1.462 | 144 | Jan.-Sept. |

Ithaki

| | | | | | | |
|-----|-------|-----|----|-----|----|------------------|
| 56 | 2.415 | 38 | 1 | 88 | 15 | 1963: July-Sept. |
| 128 | 4.164 | 112 | 1 | 154 | 26 | Jan.-Sept. |
| 41 | 1.629 | 31 | 14 | 53 | 12 | 1962: July-Sept. |
| 109 | 2.998 | 74 | 14 | 95 | 20 | Jan.-Sept. |

Astacos

| | | | | | | |
|----|----|---|---|---|---|------------------|
| - | - | - | - | - | - | 1963: July-Sept. |
| 12 | 14 | - | - | - | - | Jan.-Sept. |
| - | - | - | - | - | - | 1962: July-Sept. |
| - | - | - | - | - | - | Jan.-Sept. |

Argostolion

| | | | | | | |
|-----|--------|-----|-----|-----|-----|------------------|
| 357 | 12.274 | 234 | 93 | 362 | 157 | 1963: July-Sept. |
| 563 | 13.194 | 377 | 154 | 516 | 241 | Jan.-Sept. |
| 27 | 1.892 | 41 | 34 | 124 | 25 | 1962: July-Sept. |
| 43 | 2.697 | 58 | 53 | 158 | 25 | Jan.-Sept. |

Lixourion

| | | | | | | |
|-----|--------|-----|-----|-----|-----|------------------|
| 357 | 12.900 | 240 | 92 | 412 | 160 | 1963: July-Sept. |
| 563 | 13.975 | 374 | 154 | 555 | 251 | Jan.-Sept. |
| 13 | 1.002 | 35 | 5 | 78 | 8 | 1962: July-Sept. |
| 21 | 1.182 | 56 | 5 | 95 | 9 | Jan.-Sept. |

6. Edipsos-Arcitsa*
Arcitsa

| | | | | | | |
|-------|--------|-------|-------|-------|-----|------------------|
| 782 | 35.975 | 2.510 | 993 | 3.316 | 229 | 1963: July-Sept. |
| 1.373 | 59.739 | 3.784 | 1.518 | 5.264 | 381 | Jan.-Sept. |
| 652 | 33.957 | 2.207 | 759 | 2.606 | 339 | 1962: July-Sept. |
| 1.044 | 49.686 | 3.195 | 1.238 | 3.970 | 491 | Jan.-Sept. |

IV : 23. Ναυτιλιακή κίνησης αυτοπλοίας

Πορθμεΐα: Κατάπλοι και απόπλοι, αποβιβασθέντες και επιβιβασθέντες επιβάται, εφορτωθέντα και φορτωθέντα τροχοφόρα, κατά γραμμάς και λιμένας. (συνέχεια)

| Έτος και μήν | Κατάπλοι - Arrivals | | | | | |
|--------------|---|---|---|--|--|--|
| | Αριθμός κατάπλων Number of arrivals | Αποβιβα- σθέντες επιβάται Passengers debarked | Εφορτωθέντα τροχοφόρα - Vehicles unloaded | | | |
| | | | Φορτηγά αυτοκίνητα Trucks | Επιβατηγά αυτοκίνητα Passenger vehicles | | Δίκυκλα- Τρίκυκλα Two and three-wheel cycles |
| | | | Μεγάλα Buses | Μικρά Cars | | |

7. Γραμμή Αίγιου-Ίτέας και Αίγιου Ήρατεινής

| | | | | | | |
|-------------------|-----|--------|-------|-----|-------|-----|
| 1963: Ίούλ.-Σεπτ. | 275 | 29.016 | 1.097 | 545 | 1.649 | 262 |
| Ίαν.-Σεπτ. | 742 | 50.199 | 2.248 | 998 | 2.987 | 427 |
| 1962: Ίούλ.-Σεπτ. | 368 | 17.848 | 1.089 | 401 | 1.259 | 202 |
| Ίαν.-Σεπτ. | 349 | 35.913 | 2.321 | 783 | 2.276 | 334 |
| Ίτέα | | | | | | |
| 1963: Ίούλ.-Σεπτ. | 183 | 24.779 | 1.214 | 480 | 1.408 | 276 |
| Ίαν.-Σεπτ. | 506 | 43.295 | 2.421 | 873 | 2.468 | 447 |
| 1962: Ίούλ.-Σεπτ. | 368 | 17.432 | 1.070 | 426 | 1.125 | 198 |
| Ίαν.-Σεπτ. | 849 | 34.623 | 2.376 | 830 | 1.977 | 325 |
| Ήρατεινή | | | | | | |
| 1963: Ίούλ.-Σεπτ. | 92 | 2.248 | 15 | - | 36 | 5 |
| Ίαν.-Σεπτ. | 236 | 3.698 | 40 | 3 | 52 | 6 |
| 1962: Ίούλ.-Σεπτ. | - | - | - | - | - | - |
| Ίαν.-Σεπτ. | - | - | - | - | - | - |

8. Γραμμή Πρεβέζης-Αιγίου*
Πρέβεζα

| | | | | | | |
|-------------------|-------|-------|-------|----|-----|-----|
| 1963: Ίούλ.-Σεπτ. | 665 | 2.044 | 350 | 21 | 259 | 67 |
| Ίαν.-Σεπτ. | 2.473 | 5.099 | 964 | 44 | 667 | 103 |
| 1962: Ίούλ.-Σεπτ. | 1.075 | 1.414 | 373 | 2 | 157 | - |
| Ίαν.-Σεπτ. | 2.815 | 3.584 | 1.064 | 8 | 335 | - |

9. Γραμμή Ζακύνθου-Κυλλήνης*
Ζάκυνθος

| | | | | | | |
|-------------------|-----|--------|-------|-------|-------|-----|
| 1963: Ίούλ.-Σεπτ. | 282 | 30.102 | 814 | 371 | 1.076 | 454 |
| Ίαν.-Σεπτ. | 705 | 52.526 | 1.946 | 916 | 1.791 | 702 |
| 1962: Ίούλ.-Σεπτ. | 472 | 27.126 | 906 | 462 | 912 | 333 |
| Ίαν.-Σεπτ. | 840 | 50.764 | 2.332 | 1.194 | 1.711 | 642 |

10. Γραμμή Θάσου-Κεραμωτής*
Θάσος

| | | | | | | |
|-------------------|-------|--------|-------|----|-------|-----|
| 1963: Ίούλ.-Σεπτ. | 838 | 19.125 | 1.409 | 22 | 2.233 | 680 |
| Ίαν.-Σεπτ. | 1.644 | 29.094 | 2.964 | 65 | 2.983 | 908 |
| 1962: Ίούλ.-Σεπτ. | 566 | 9.702 | 1.016 | 10 | 1.424 | 296 |
| Ίαν.-Σεπτ. | 1.081 | 16.959 | 1.895 | 49 | 2.035 | 403 |

11. Γραμμή Γλύφας-Άγιοιάννου*
Γλύφα

| | | | | | | |
|-------------------|-----|-------|-----|-----|-----|-----|
| 1963: Ίούλ.-Σεπτ. | 348 | 1.492 | 208 | 154 | 179 | 243 |
| Ίαν.-Σεπτ. | 654 | 2.218 | 353 | 273 | 380 | 365 |
| 1962: Ίούλ.-Σεπτ. | 418 | 1.010 | 213 | 92 | 429 | 186 |
| Ίαν.-Σεπτ. | 922 | 2.486 | 567 | 252 | 835 | 430 |

Coastwise traffic

Ferry-boats: Arrivals and sailings, passengers disembarked and embarked, vehicles unloaded and loaded, by shipping lines and ports. (continued)

| Αριθμός επιπλοών Number of sailings | Επιβιβα- σθέντες έπιβάται Passengers embarked | Απόπλοι - Sailings | | | | Year and month | |
|---|---|--|--|---------------|--|----------------|--|
| | | Φορτωθέντα τροχοφόρα - Vehicles loaded | | | | | |
| | | Φορτηγά αυτοκίνητα Trucks | Επιβατηγά αυτοκίνητα Passenger vehicles | | Δίκυκλα- Τρίκυκλα Two and three-wheel cycles | | |
| | | | Μεγάλα Buses | Μικρά Cars | | | |

7. Aigion-Itea and Aigion-Eratini
Aigion

| | | | | | | |
|-----|--------|-------|-----|-------|-----|------------------|
| 275 | 27.027 | 1.229 | 480 | 1.444 | 281 | 1963: July-Sept. |
| 742 | 46.993 | 2.461 | 876 | 2.520 | 453 | Jan.-Sept. |
| 368 | 17.432 | 1.070 | 426 | 1.125 | 198 | 1962: July-Sept. |
| 849 | 34.620 | 2.376 | 830 | 1.977 | 325 | Jan.-Sept. |

Itea

| | | | | | | |
|-----|--------|-------|-----|-------|-----|------------------|
| 183 | 26.412 | 1.082 | 545 | 1.626 | 256 | 1963: July-Sept. |
| 506 | 46.054 | 2.226 | 998 | 2.960 | 419 | Jan.-Sept. |
| 368 | 17.848 | 1.089 | 401 | 1.259 | 202 | 1962: July-Sept. |
| 849 | 35.909 | 2.321 | 783 | 2.276 | 334 | Jan.-Sept. |

Eratini

| | | | | | | |
|-----|-------|----|---|----|---|------------------|
| 92 | 2.604 | 15 | - | 23 | 6 | 1963: July-Sept. |
| 236 | 4.145 | 22 | - | 27 | 8 | Jan.-Sept. |
| - | - | - | - | - | - | 1962: July-Sept. |
| - | - | - | - | - | - | Jan.-Sept. |

8. Preveza-Action*
Preveza

| | | | | | | |
|-------|-------|-------|----|-----|-----|------------------|
| 665 | 2.254 | 306 | 20 | 304 | 59 | 1963: July-Sept. |
| 2.473 | 5.159 | 967 | 28 | 703 | 117 | Jan.-Sept. |
| 1.075 | 1.406 | 396 | 2 | 144 | - | 1962: July-Sept. |
| 2.815 | 3.437 | 1.066 | 8 | 351 | - | Jan.-Sept. |

9. Zante-Kyllini*
Zante

| | | | | | | |
|-----|--------|-------|-------|-------|-----|------------------|
| 283 | 29.817 | 803 | 375 | 1.087 | 459 | 1963: July-Sept. |
| 707 | 52.255 | 1.923 | 918 | 1.784 | 729 | Jan.-Sept. |
| 472 | 27.261 | 908 | 443 | 895 | 362 | 1962: July-Sept. |
| 840 | 51.598 | 2.321 | 1.174 | 1.671 | 696 | Jan.-Sept. |

10. Thasos-Keramoti*
Thasos

| | | | | | | |
|-------|--------|-------|----|-------|-----|------------------|
| 838 | 20.364 | 1.432 | 23 | 2.232 | 752 | 1963: July-Sept. |
| 1.644 | 30.959 | 2.970 | 63 | 2.958 | 979 | Jan.-Sept. |
| 566 | 10.231 | 1.013 | 10 | 1.472 | 296 | 1962: July-Sept. |
| 1.081 | 17.807 | 1.886 | 50 | 2.040 | 410 | Jan.-Sept. |

11. Glyfa-Ayiocambos*
Glyfa

| | | | | | | |
|-----|-------|-----|-----|-----|-----|------------------|
| 348 | 1.346 | 187 | 154 | 195 | 259 | 1963: July-Sept. |
| 654 | 1.854 | 349 | 272 | 384 | 374 | Jan.-Sept. |
| 418 | 886 | 212 | 92 | 345 | 171 | 1962: July-Sept. |
| 922 | 2.388 | 577 | 251 | 704 | 398 | Jan.-Sept. |

IV : 23. Ναυτιλιακή κίνησης άκτοπλοΐας

Πορθμεΐα: Κατάπλοι και επίπλοι, αποβιβασθέντες και επιβιβασθέντες επιβάται, έμπορτωθέντα και φορτωθέντα τροχοφόρα, κατά γραμμές και λιμένας. (συνέχεια)

| Έτος και μήν | Κατάπλοι - Arrivals | | | | | |
|--------------|--|---|--|--|--|--|
| | Αριθμός κατάπλων Number of arrivals | Αποβιβα-σθέντες επιβάται Passengers debarked | Έμπορτωθέντα τροχοφόρα - Vehicles unloaded | | | |
| | | | Φορηγά αυτοκίνητα Trucks | Επιβατηγά αυτοκίνητα Passenger vehicles | | Δίκυκλα-Τρίκυκλα Two and three-wheel cycles |
| | | | Μεγάλα Buses | Μικρά Cars | | |

12. Γραμμή Φανερωμένης-Μεγάρων*
Φανερωμένη

| | | | | | | |
|--------------------|-------|--------|-------|-----|-------|-------|
| 1963: 'Ιούλ.-Σεπτ. | 1.597 | 27.247 | 500 | 113 | 1.076 | 1.606 |
| 'Ιαν.-Σεπτ. | 5.508 | 41.197 | 1.556 | 227 | 3.163 | 3.503 |
| 1962: 'Ιούλ.-Σεπτ. | 2.485 | 17.262 | 799 | 228 | 1.154 | 1.415 |
| 'Ιαν.-Σεπτ. | 5.599 | 24.422 | 1.645 | 265 | 2.848 | 2.907 |

13. Γραμμή Περάματος-Παλουκίων*
Πέραμα

| | | | | | | |
|--------------------|-------|---------|-------|-----|--------|--------|
| 1963: 'Ιούλ.-Σεπτ. | 3.386 | 39.175 | 1.727 | 152 | 7.168 | 13.626 |
| 'Ιαν.-Σεπτ. | 7.273 | 75.006 | 5.880 | 182 | 14.153 | 23.741 |
| 1962: 'Ιούλ.-Σεπτ. | 3.400 | 52.889 | 5.080 | 104 | 6.506 | 14.558 |
| 'Ιαν.-Σεπτ. | 8.324 | 106.623 | 9.369 | 196 | 15.076 | 26.071 |

14. Γραμμή Πειραιώς-Αίγινας-Π. Έπίδαυρος
Πειραιεύς

| | | | | | | |
|--------------------|-----|--------|-------|----|-------|-----|
| 1963: 'Ιούλ.-Σεπτ. | 172 | 10.817 | 581 | 9 | 873 | 233 |
| 'Ιαν.-Σεπτ. | 506 | 24.009 | 1.441 | 29 | 1.602 | 516 |
| 1962: 'Ιούλ.-Σεπτ. | 52 | 1.205 | 52 | 1 | 68 | 2 |
| 'Ιαν.-Σεπτ. | 52 | 1.205 | 52 | 1 | 68 | 2 |

Αίγινα

| | | | | | | |
|--------------------|-----|--------|-----|----|-------|-----|
| 1963: 'Ιούλ.-Σεπτ. | 261 | 8.414 | 514 | 12 | 688 | 368 |
| 'Ιαν.-Σεπτ. | 607 | 14.310 | 967 | 24 | 1.277 | 692 |
| 1962: 'Ιούλ.-Σεπτ. | - | - | - | - | - | - |
| 'Ιαν.-Σεπτ. | - | - | - | - | - | - |

Π. Έπίδαυρος

| | | | | | | |
|--------------------|-----|--------|-----|----|-----|-----|
| 1963: 'Ιούλ.-Σεπτ. | 91 | 5.178 | 268 | 4 | 163 | 54 |
| 'Ιαν.-Σεπτ. | 270 | 11.072 | 781 | 11 | 383 | 139 |
| 1962: 'Ιούλ.-Σεπτ. | - | - | - | - | - | - |
| 'Ιαν.-Σεπτ. | - | - | - | - | - | - |

(I) Τά στοιχεία τής κινήσεως του Βρινδησιού παρετέθησαν διά να έμφανισθῆ, άφ' ενός μόν ή όλη κίνησης τής γραμμής και άφ' έτέρου ή μετά του εξωτερικού τοιαύτη.

(*) Παράτιθενται τά στοιχεία του ενός μόνου λιμένας, καθ' όσον οι κατάπλοι του ενός αποτελούν απόπλους διά τον έτερον και τάνάπαλιν.

Coastwise traffic

Ferry-boats: Arrivals and sailings, passengers disembarked and embarked, vehicles unloaded and loaded, by shipping lines and ports. (continued)

| Απόπλοι | | Sailings | | | | Year and month |
|--|---|--------------------------------------|--|---------------|--|----------------|
| Αριθμός ἀπόπλων Number of sailings | Επιβιβα- σθέντες ἐπιβάται Passengers embarked | Φορτωθέντα τροχοφόρα-Vehicles loaded | | | | |
| | | Φορτηγά αυτοκίνητα Trucks | Επιβατηγά αυτοκίνητα Passenger vehicles | | Δίκυκλα- Τρίκυκλα Two and three-wheel cycles | |
| | | | Μεγάλα Buses | Μικρά Cars | | |

12. Faneromeni-Megara*
Faneromeni

| | | | | | | |
|-------|--------|-------|-----|-------|-------|------------------|
| 1.597 | 23.959 | 579 | 125 | 1.054 | 1.505 | 1963: July-Sept. |
| 5.508 | 37.084 | 1.649 | 237 | 2.960 | 3.281 | Jan.-Sept. |
| 2.485 | 13.461 | 680 | 152 | 997 | 1.052 | 1962: July-Sept. |
| 5.599 | 20.240 | 1.458 | 177 | 2.568 | 2.423 | Jan.-Sept. |

13. Perama-Paloukia*
Perama

| | | | | | | |
|-------|---------|--------|-----|--------|--------|------------------|
| 3.386 | 39.372 | 1.671 | 152 | 7.207 | 13.703 | 1963: July-Sept. |
| 7.273 | 77.601 | 5.827 | 190 | 14.401 | 23.489 | Jan.-Sept. |
| 3.400 | 52.996 | 5.221 | 120 | 6.892 | 14.228 | 1962: July-Sept. |
| 8.323 | 112.794 | 10.310 | 221 | 16.041 | 26.841 | Jan.-Sept. |

14. Piraeus-Aegina-P. Epidaurus
Piraeus

| | | | | | | |
|-----|--------|-------|----|-------|-----|------------------|
| 172 | 9.650 | 670 | 8 | 320 | 221 | 1963: July-Sept. |
| 506 | 20.093 | 1.511 | 28 | 1.586 | 493 | Jan.-Sept. |
| 52 | 1.123 | 103 | - | 79 | 9 | 1962: July-Sept. |
| 52 | 1.123 | 103 | - | 79 | 9 | Jan.-Sept. |

Aegina

| | | | | | | |
|-----|--------|-----|----|-------|-----|------------------|
| 261 | 9.433 | 527 | 7 | 682 | 344 | 1963: July-Sept. |
| 607 | 18.894 | 963 | 12 | 1.268 | 653 | Jan.-Sept. |
| - | - | - | - | - | - | 1962: July-Sept. |
| - | - | - | - | - | - | Jan.-Sept. |

Palea Epidaurus

| | | | | | | |
|-----|--------|-----|----|-----|-----|------------------|
| 91 | 5.326 | 166 | 10 | 222 | 90 | 1963: July-Sept. |
| 270 | 10.404 | 693 | 24 | 408 | 201 | Jan.-Sept. |
| - | - | - | - | - | - | 1962: July-Sept. |
| - | - | - | - | - | - | Jan.-Sept. |

(I) The data of the traffic in the port of Brindisi are presented in order to show the total traffic on this line, as well as the international traffic of ferry-boats.

(*) Data are given for one port only, because the arrivals in the one, are exactly the same with the sailings from the other (port) and vice-versa.

Ν. ΚΙΝΗΣΙΣ ΕΜΠΟΡΙΚΩΝ ΠΛΟΙΩΝ ΕΙΣ ΤΑΣ ΔΙΩΡΥΓΑΣ ΚΟΡΙΝΘΟΥ ΚΑΙ ΣΟΥΕΖ ΚΑΙ ΕΙΣ ΤΟΥΣ ΚΥΡΙΩΤΕΡΟΥΣ ΛΙΜΕΝΑΣ ΤΗΣ ΑΛΛΟΔΑΠΗΣ
TRAFFIC IN FOREIGN PORTS AS WELL AS THE CORINTHIAN AND SUEZ CANALS

Ν.Ι. Διελεύσεις έμπορικῶν πλοίων ΙΟΟ Κ.Ο.Χ. κατ' ἄνω, διὰ τῆς διώρυγος τῆς Κορίνθου κατὰ σημαίας καὶ φορᾶν διάπλου.

Corinth Canal traffic of merchant ships, of 100 gross tons and over, by flags
α) Κατευθύνσεις ἐκ Κορινθιακοῦ πρὸς Ἑσπρινκόν -West-East bound shipping

| Σημαία | "Ετος 1963 - Year 1963 | | | | | | "Ετος 1962 - Year 1962 | | | | | | Flag | | |
|---------------|------------------------|----------------|----------------|----------------|----------------|----------------|------------------------|----------------|----------------|----------------|----------------|----------------|------|----------|---------------|
| | Ιούλιος | | Αύγουστος | | Σεπτέμβριος | | Ιούλιος - Σεπτ. | | Ιαν. - Σεπτ. | | Ιαν. - Σεπτ. | | | | |
| | Αρ. Νο. | Κ.Κ.Χ. Αρ. Νο. | Κ.Κ.Χ. Αρ. Νο. | Κ.Κ.Χ. Αρ. Νο. | Κ.Κ.Χ. Αρ. Νο. | Κ.Κ.Χ. Αρ. Νο. | Κ.Κ.Χ. Αρ. Νο. | Κ.Κ.Χ. Αρ. Νο. | Κ.Κ.Χ. Αρ. Νο. | Κ.Κ.Χ. Αρ. Νο. | Κ.Κ.Χ. Αρ. Νο. | Κ.Κ.Χ. Αρ. Νο. | | | |
| Σύνολον | 233 | 198.425 | 240 | 209.261 | 237 | 199.660 | 710 | 607.346 | 1815 | 1437.495 | 647 | 553.807 | 1712 | 1377.811 | Total |
| Βελγική | - | 222 | 4 | 444 | - | 111 | - | 777 | - | 2.872 | - | 3.555 | 1 | 326 | Belgian |
| Γαλλική | 2 | 4.667 | 2 | 4.130 | 3 | 4.869 | 7 | 13.666 | 24 | 38.000 | 4 | 12.880 | 6 | 5.793 | French |
| Γερμανική Δ. | 4 | 17.135 | 23 | 17.303 | 19 | 14.779 | 66 | 49.217 | 176 | 119.952 | 9 | 56.376 | 37 | 42.534 | German (West) |
| Γιουγκοσλ. | 24 | - | - | - | - | - | - | - | 1 | 710 | 78 | 221 | 170 | 111.777 | Yugoslavian |
| Δανική | - | - | - | - | - | - | - | - | 1 | 710 | 1 | 221 | 10 | 3.400 | Danish |
| Ελληνική | 138 | 110.269 | 159 | 115.007 | 158 | 110.839 | 455 | 356.115 | 1136 | 764.299 | 393 | 308.002 | 1049 | 718.482 | Greek |
| Ε.Σ.Σ.Δ. | 1 | 1.169 | 1 | 1.592 | 2 | 3.570 | 4 | 6.331 | 4 | 6.331 | 1 | 1.344 | 2 | 1.791 | U.S.S.R. |
| Ην. Βασίλειον | 5 | 1.821 | 3 | 352 | 3 | 1.810 | 11 | 3.983 | 12 | 4.277 | 4 | 2.022 | 11 | 6.819 | British |
| Η.Α.Α. | - | - | - | - | - | - | - | - | - | - | - | - | - | - | U.S.A. |
| Ιαπωνική | - | - | - | - | - | - | - | - | - | - | - | - | - | - | Japanese |
| Ιορτανική | - | - | - | - | - | - | - | - | - | - | - | - | - | - | Israeli |
| Ιταλική | 26 | 34.616 | 24 | 32.064 | 20 | 30.734 | 70 | 97.414 | 218 | 275.599 | 93 | 105.772 | 265 | 318.834 | Italian |
| Λιβανική | 1 | 673 | - | - | 3 | 2.434 | 4 | 3.107 | 10 | 8.443 | 2 | 1.713 | 11 | 8.415 | Lebanese |
| Λιβεριανή | 7 | 2.811 | 5 | 1.873 | 3 | 953 | 15 | 5.637 | 23 | 3.315 | 11 | 3.363 | 13 | 9.362 | Liberian |
| Νορβηγική | 6 | 3.459 | 1 | 1.529 | - | - | 7 | 4.988 | 20 | 8.086 | - | - | 3 | 3.163 | Norwegian |
| Ολλανδική | 2 | 356 | 2 | 222 | 3 | 619 | 5 | 841 | 16 | 4.680 | 10 | 5.179 | 16 | 8.941 | Dutch |
| Παναμαϊκή | 2 | 356 | 3 | 917 | 4 | 2.192 | 9 | 3.465 | 14 | 6.749 | 11 | 2.210 | 16 | 8.364 | Panamanian |
| Σουηδική | 2 | 1.859 | 1 | 1.627 | 1 | 1.302 | 4 | 4.788 | 6 | 7.557 | 4 | 3.188 | 12 | 12.832 | Swedish |
| Τουρκική | 6 | 10.986 | 5 | 17.155 | 4 | 10.169 | 15 | 38.310 | 53 | 111.155 | 15 | 42.973 | 49 | 100.447 | Turkish |
| Φινλανδική | - | - | - | - | 1 | 178 | 1 | 178 | 2 | 1.082 | - | - | 2 | 1.347 | Finnish |
| Λοιπαί | 9 | 8.382 | 7 | 15.046 | 12 | 15.101 | 28 | 38.529 | 65 | 67.859 | 10 | 4.089 | 32 | 13.765 | Other |

β) Κατευθύνσεις εκ Σαρωνικού προς Κορινθιακόν -- East-West bound shipping

| Σημάτα | "Έτος 1963 - Year 1963 | | | | | | | | | | | | "Έτος 1962- Year 1962 | | Flag |
|--------------|------------------------|---------------|-----------|---------------|-------------|---------------|---------------|---------------|------------|---------------|---------------|---------------|-----------------------|---------------|---------------|
| | Ιούλιος | | Αύγουστος | | Σεπτέμβριος | | Ιούλιος-Σεπτ. | | Ιαν.-Σεπτ. | | Ιούλιος-Σεπτ. | | Jan.-Sept. | | |
| | Αρ. Νο. | Κ.Κ.Χ. N.R.T. | Αρ. Νο. | Κ.Κ.Χ. N.R.T. | Αρ. Νο. | Κ.Κ.Χ. N.R.T. | Αρ. Νο. | Κ.Κ.Χ. N.R.T. | Αρ. Νο. | Κ.Κ.Χ. N.R.T. | Αρ. Νο. | Κ.Κ.Χ. N.R.T. | Αρ. Νο. | Κ.Κ.Χ. N.R.T. | |
| Σύνολον | 200 | 176.183 | 239 | 205.513 | 224 | 188.799 | 663 | 570.495 | 1787 | 148.310 | 620 | 556.221 | 1663 | 1387.100 | Total |
| Βελγική | - | - | - | - | - | - | - | - | - | - | - | - | - | - | Belgian |
| Γαλλική | 2 | 222 | 4 | 564 | 1 | 111 | 7 | 897 | 26 | 3.208 | 2 | 1.342 | 5 | 3.200 | French |
| Γερμανική Δ. | 2 | 489 | 2 | 1.421 | 1 | 1.715 | 5 | 3.625 | 17 | 12.022 | 9 | 10.439 | 22 | 23.328 | German (West) |
| Γιουγκοσλ. | 17 | 14.228 | 10 | 15.223 | 22 | 16.176 | 58 | 45.627 | 146 | 101.453 | 67 | 48.276 | 160 | 107.281 | Yugoslavian |
| Δανική | - | - | - | - | - | - | - | - | 1 | 512 | - | - | 7 | 4.210 | Danish |
| Ελληνική | 130 | 99.949 | 163 | 109.078 | 144 | 100.711 | 437 | 309.738 | 1154 | 792.499 | 590 | 304.921 | 1053 | 724.807 | Greek |
| Ε.Σ.Σ.Δ. | 1 | 1.888 | - | - | - | - | 1 | 1.888 | 2 | 3.705 | - | - | 1 | 607 | U.S.S.R. |
| Ην.Βασίλειου | 2 | 2.667 | - | - | 2 | 766 | 4 | 3.433 | 8 | 6.955 | 1 | 105 | 3 | 1.030 | British |
| Η.Π.Α. | 1 | 133 | 2 | 251 | - | - | 3 | 384 | 3 | 384 | 1 | 552 | 1 | 552 | U.S.A. |
| Ιαπωνική | - | - | - | - | - | - | - | - | - | - | - | - | - | - | Japanese |
| Ισραηλτική | - | - | - | - | - | - | - | - | 5 | 3.717 | - | - | - | - | Israeli |
| Ιταλική | 25 | 34.668 | 23 | 47.622 | 20 | 28.626 | 68 | 110.916 | 224 | 351.364 | 80 | 112.255 | 237 | 223.584 | Italian |
| Λιβανική | - | - | 1 | 285 | 1 | 583 | 2 | 1.170 | 10 | 7.799 | 1 | 150 | 8 | 6.417 | Lebanese |
| Λιβεριανή | 3 | 1.605 | 6 | 2.142 | 2 | 825 | 11 | 5.572 | 16 | 7.453 | 10 | 3.669 | 18 | 11.364 | Liberian |
| Νορβηγική | 3 | 779 | - | - | 1 | 1.348 | 4 | 2.327 | 22 | 11.128 | 2 | 3.155 | 6 | 8.308 | Norwegian |
| Ολλανδική | 1 | 111 | 3 | 1.297 | 6 | 2.591 | 10 | 3.999 | 20 | 10.488 | 6 | 6.101 | 14 | 9.406 | Dutch |
| Παναμαϊκή | 2 | 587 | 1 | 183 | 6 | 4.159 | 9 | 4.929 | 16 | 12.553 | 10 | 3.236 | 15 | 8.458 | Panamanean |
| Σουηδική | - | - | 1 | 1.627 | 3 | 4.260 | 4 | 5.887 | 10 | 15.347 | 3 | 3.060 | 6 | 6.505 | Swedish |
| Τουρκική | 4 | 10.866 | 5 | 13.500 | 6 | 13.718 | 15 | 38.084 | 49 | 103.297 | 19 | 47.101 | 55 | 117.559 | Turkish |
| Φινλανδική | 7 | 7.991 | - | - | - | - | - | - | - | - | - | - | 3 | 2.745 | Finnish |
| Λοιπα | 9 | 11.020 | 9 | 13.008 | 9 | 13.008 | 25 | 32.019 | 58 | 58.426 | 17 | 11.054 | 45 | 21.120 | Other |

ν :2. Διελεύσεις ελληνικών εμπορικών πλοίων, 100 Κ.Ο.Χ. και άνω, διά της διώρυγος της Κορίνθου, κατά κατηγορίας πλοίων και φράν διάπλου.

Corinth Canal traffic of Greek merchant ships, of 100 gross tons and over, by categories.

| Κατηγορία πλοίων | "Έτος 1963 - Year 1963 | | | | | | "Έτος 1962 - Year 1962 | | | | Ship's category | | | |
|------------------|------------------------|---------|------------|---------|-------------|---------|------------------------|---------|---------------|---------|-----------------|--------------|--------|---------|
| | Ιούλιος | | Αύγουστος | | Σεπτέμβριος | | Ιαν. - Σεπτ. | | Ιουλ. - Σεπτ. | | | Jan. - Sept. | | |
| | Αρ. Ν.Ρ.Τ. | Κ.Κ.Χ. | Αρ. Ν.Ρ.Τ. | Κ.Κ.Χ. | Αρ. Ν.Ρ.Τ. | Κ.Κ.Χ. | Αρ. Ν.Ρ.Τ. | Κ.Κ.Χ. | Αρ. Ν.Ρ.Τ. | Κ.Κ.Χ. | | Αρ. Ν.Ρ.Τ. | Κ.Κ.Χ. | |
| Σύνολον | 138 | 110.263 | 159 | 115.007 | 158 | 110.839 | 455 | 336.115 | 1136 | 764.299 | 393 | 308.002 | 1049 | 718.482 |
| Φορτηγά | 54 | 16.822 | 60 | 18.129 | 70 | 17.331 | 184 | 52.282 | 525 | 169.449 | 152 | 48.940 | 498 | 166.234 |
| Δεξαμενόπλοια | 15 | 4.883 | 29 | 9.635 | 18 | 6.870 | 62 | 21.388 | 155 | 53.230 | 63 | 18.133 | 140 | 45.494 |
| Επιβατηγά | 67 | 88.169 | 69 | 86.978 | 62 | 84.218 | 198 | 259.365 | 427 | 534.167 | 169 | 238.851 | 380 | 499.957 |
| Λοιπά (I) | 2 | 395 | 1 | 265 | 8 | 2.420 | 11 | 3.080 | 29 | 7.453 | 9 | 2.078 | 31 | 6.797 |

Κατευθύνσεις εκ Κορινθιακού προς Σαρωνικόν -- West-East bound shipping

| Κατηγορία πλοίων | κατευθύνσεις εκ Σαρωνικου προς Κορινθιακόν -- East-West bound shipping | | | | | | Total | | | | | | | |
|------------------|--|---------|---------------|-----------|-----------|---------|-------|---------|------|---------|-----|---------|------|---------|
| | Σύνολον | Φορτηγά | Δεξαμενόπλοια | Επιβατηγά | Λοιπά (I) | Σύνολον | | | | | | | | |
| Σύνολον | 130 | 99.949 | 163 | 109.078 | 144 | 100.711 | 437 | 309.738 | 1154 | 792.499 | 390 | 304.921 | 1053 | 724.807 |
| Φορτηγά | 52 | 16.402 | 67 | 17.955 | 63 | 14.579 | 182 | 48.936 | 532 | 199.948 | 149 | 48.966 | 488 | 174.251 |
| Δεξαμενόπλοια | 12 | 3.413 | 29 | 8.641 | 18 | 6.770 | 59 | 18.824 | 163 | 58.371 | 60 | 15.344 | 136 | 43.767 |
| Επιβατηγά | 65 | 79.858 | 65 | 82.135 | 59 | 78.188 | 189 | 240.181 | 436 | 528.765 | 170 | 237.741 | 395 | 498.731 |
| Λοιπά (I) | 1 | 276 | 2 | 347 | 4 | 1.174 | 7 | 1.797 | 23 | 5.415 | 11 | 2.870 | 34 | 8.058 |

κατευθύνσεις εκ Σαρωνικου προς Κορινθιακόν -- East-West bound shipping

| Κατηγορία πλοίων | κατευθύνσεις εκ Σαρωνικου προς Κορινθιακόν -- East-West bound shipping | | | | | | Total | | | | | | | |
|------------------|--|---------|---------------|-----------|-----------|---------|-------|---------|------|---------|-----|---------|------|---------|
| | Σύνολον | Φορτηγά | Δεξαμενόπλοια | Επιβατηγά | Λοιπά (I) | Σύνολον | | | | | | | | |
| Σύνολον | 130 | 99.949 | 163 | 109.078 | 144 | 100.711 | 437 | 309.738 | 1154 | 792.499 | 390 | 304.921 | 1053 | 724.807 |
| Φορτηγά | 52 | 16.402 | 67 | 17.955 | 63 | 14.579 | 182 | 48.936 | 532 | 199.948 | 149 | 48.966 | 488 | 174.251 |
| Δεξαμενόπλοια | 12 | 3.413 | 29 | 8.641 | 18 | 6.770 | 59 | 18.824 | 163 | 58.371 | 60 | 15.344 | 136 | 43.767 |
| Επιβατηγά | 65 | 79.858 | 65 | 82.135 | 59 | 78.188 | 189 | 240.181 | 436 | 528.765 | 170 | 237.741 | 395 | 498.731 |
| Λοιπά (I) | 1 | 276 | 2 | 347 | 4 | 1.174 | 7 | 1.797 | 23 | 5.415 | 11 | 2.870 | 34 | 8.058 |

(I) "Ητοι: πλοία ριμουλκά, ναυαγασσοτικά, αλιευτικά, πορθ-μεϊα, τοποθετήσεως ύποβρυχίων καλωδίων, κλπ. (I) i.e. Towage, salvage, cable ships, ferry-boats, fishing boats, etc.

V : 3. Διαλεύσεις ελληνικών εμπορικών πλοίων, 100 Κ.Ο.Χ. και άνω, διά της διώρυγος του Σουέζ, κατά κατηγορίας πλοίων και φορών διάπλου.

Suez Canal traffic of Greek merchant ships of 100 gross tons and over, by categories.

| Κατηγορία πλοίων | "Έτος 1963 - Year 1963 | | | | | | "Έτος 1962 -Year 1962 | | | | | | | |
|------------------|------------------------|-----------------------|-----------------------|-----------------------|-----------------------|-----------------------|--------------------------|-----------------------|-----------------------|-----------------------|-----------------------|-----------------------|-----|----------|
| | Ιούλιος July | | Αύγουστος August | | Σεπτέμβριος September | | Ιούλιος-Σεπτ. July-Sept. | | Ιαν.-Σεπτ. Jan.-Sept. | | Ιαν.-Σεπτ. Jan.-Sept. | | | |
| | Αρ. Νο. K.K.X. N.R.T. | Αρ. Νο. K.K.X. N.R.T. | Αρ. Νο. K.K.X. N.R.T. | Αρ. Νο. K.K.X. N.R.T. | Αρ. Νο. K.K.X. N.R.T. | Αρ. Νο. K.K.X. N.R.T. | Αρ. Νο. K.K.X. N.R.T. | Αρ. Νο. K.K.X. N.R.T. | Αρ. Νο. K.K.X. N.R.T. | Αρ. Νο. K.K.X. N.R.T. | Αρ. Νο. K.K.X. N.R.T. | Αρ. Νο. K.K.X. N.R.T. | | |
| Σύνολον | 50 | 400.499 | 51 | 350.971 | 41 | 287.489 | 142 | 1038.959 | 423 | 3162.395 | 102 | 871.810 | 350 | 2766.604 |
| Φορτηγά | 31 | 147.313 | 31 | 134.850 | 27 | 108.557 | 89 | 390.720 | 250 | 1103.707 | 55 | 250.662 | 214 | 947.322 |
| Δεξαμενόπλοια | 18 | 242.719 | 19 | 205.654 | 14 | 178.932 | 51 | 627.305 | 162 | 1975.808 | 44 | 590.666 | 124 | 1710.009 |
| Ποσειδώνια | 1 | 10.467 | 1 | 10.467 | - | - | 2 | 20.934 | 11 | 82.884 | 3 | 30.482 | 12 | 109.273 |
| Λοιπά (I) | - | - | - | - | - | - | - | - | - | - | - | - | - | - |

Κατευθύνσεις από Βορράν προς Νότον -- North-South bound shipping

| Κατηγορία πλοίων | Κατευθύνσεις από Βορράν προς Νότον | | | | Κατευθύνσεις από Νότον προς Βορράν | | | | Κατευθύνσεις από Βορράν προς Νότον | | | | Total | |
|------------------|------------------------------------|---------|--------|---------|------------------------------------|---------|--------|----------|------------------------------------|----------|--------|----------|-------|----------|
| | Αρ. Νο. | Κ.Ο.Χ. | Ν.Ρ.Τ. | Σύνολον | Αρ. Νο. | Κ.Ο.Χ. | Ν.Ρ.Τ. | Σύνολον | Αρ. Νο. | Κ.Ο.Χ. | Ν.Ρ.Τ. | Σύνολον | | |
| Σύνολον | 45 | 363.530 | 48 | 363.747 | 42 | 320.294 | 135 | 1047.571 | 391 | 2998.988 | 146 | 1091.089 | 406 | 2990.061 |
| Φορτηγά | 21 | 91.114 | 25 | 111.511 | 26 | 104.617 | 72 | 307.242 | 213 | 929.167 | 92 | 404.073 | 258 | 1108.991 |
| Δεξαμενόπλοια | 24 | 272.416 | 22 | 241.769 | 16 | 215.677 | 62 | 729.862 | 167 | 1977.477 | 53 | 676.549 | 137 | 1782.541 |
| Επιβατηγά | - | - | 1 | 10.467 | - | - | 1 | 10.467 | 11 | 92.344 | 1 | 10.467 | 11 | 98.529 |
| Λοιπά (I) | - | - | - | - | - | - | - | - | - | - | - | - | - | - |

Κατευθύνσεις από Νότον προς Βορράν -- South-North bound shipping

| Κατηγορία πλοίων | Κατευθύνσεις από Νότον προς Βορράν | | | | Κατευθύνσεις από Βορράν προς Νότον | | | | Κατευθύνσεις από Νότον προς Βορράν | | | | Total | |
|------------------|------------------------------------|---------|--------|---------|------------------------------------|---------|--------|----------|------------------------------------|----------|--------|----------|-------|----------|
| | Αρ. Νο. | Κ.Ο.Χ. | Ν.Ρ.Τ. | Σύνολον | Αρ. Νο. | Κ.Ο.Χ. | Ν.Ρ.Τ. | Σύνολον | Αρ. Νο. | Κ.Ο.Χ. | Ν.Ρ.Τ. | Σύνολον | | |
| Σύνολον | 45 | 363.530 | 48 | 363.747 | 42 | 320.294 | 135 | 1047.571 | 391 | 2998.988 | 146 | 1091.089 | 406 | 2990.061 |
| Φορτηγά | 21 | 91.114 | 25 | 111.511 | 26 | 104.617 | 72 | 307.242 | 213 | 929.167 | 92 | 404.073 | 258 | 1108.991 |
| Δεξαμενόπλοια | 24 | 272.416 | 22 | 241.769 | 16 | 215.677 | 62 | 729.862 | 167 | 1977.477 | 53 | 676.549 | 137 | 1782.541 |
| Επιβατηγά | - | - | 1 | 10.467 | - | - | 1 | 10.467 | 11 | 92.344 | 1 | 10.467 | 11 | 98.529 |
| Λοιπά (I) | - | - | - | - | - | - | - | - | - | - | - | - | - | - |

"Ητοι: Πλοία ρυμουλκά, ναυαγοσωστικά, αλιευτικά, πορθμεύα (I) i.e. Towage, salvage ships, ferry-boats, fishing κλπ.

V : 4. Κατάπλοι ελληνικών εμπορικών πλοίων 100 Κ.Ο.Χ και άνω, εις τους κυριωτέρους λιμένας της άλλοδαπής

| Λιμένες | Έτος 1963 | | | | | | | |
|----------------|-----------------|------------------|---------------------|------------------|--------------------------|------------------|-----------------------------------|------------------|
| | Ίούλιος July | | Αύγουστος August | | Σεπτέμβριος September | | Ίουλ.-Σεπτέμβρ. July-September | |
| | Αρ. No. | Κ.Κ.Χ. N.R.T. | Αρ. No. | Κ.Κ.Χ. N.R.T. | Αρ. No. | Κ.Κ.Χ. N.R.T. | Αρ. No. | Κ.Κ.Χ. N.R.T. |
| *Αλεξάνδρεια | 34 | 92.270 | 31 | 90.200 | 29 | 97.991 | 94 | 280.461 |
| *Αμβέρσα | 9 | 36.886 | 26 | 98.021 | 25 | 98.672 | 60 | 233.579 |
| *Αμβούργον | 35 | 174.655 | 18 | 97.545 | 16 | 88.673 | 69 | 360.873 |
| *Αμστερνταμ | ... | ... | ... | ... | ... | ... | ... | ... |
| Βαρκελώνη | 7 | 14.695 | 4 | 7.365 | 3 | 7.560 | 14 | 29.620 |
| Βενετία | ... | ... | ... | ... | ... | ... | ... | ... |
| Βοστώνη | 3 | 15.239 | 3 | 14.986 | 1 | 4.389 | 7 | 34.614 |
| Γενούη | 16 | 73.650 | 22 | 87.366 | 17 | 76.139 | 55 | 237.155 |
| Δουβλίνον | - | - | - | - | 2 | 5.005 | 2 | 5.005 |
| Καράτσι | 4 | 19.931 | 4 | 16.620 | 5 | 26.583 | 13 | 63.134 |
| Κόμπε | 17 | 100.082 | 11 | 107.827 | 25 | 174.738 | 53 | 382.647 |
| Κων/πολις | 11 | 8.991 | 11 | 13.812 | 8 | 7.724 | 30 | 30.527 |
| Λαττάνια | 6 | 14.240 | 7 | 13.569 | ... | ... | ... | ... |
| Λίβερπουλ | 7 | 38.955 | 6 | 16.759 | 11 | 42.002 | 24 | 97.716 |
| Λισσαβών | 6 | 38.409 | 4 | 16.134 | 5 | 39.351 | 15 | 93.894 |
| Λονδίνον | 17 | 48.016 | 15 | 30.847 | 6 | 14.924 | 38 | 93.787 |
| Μοντεβίδεο | 1 | 2.069 | 4 | 11.381 | ... | ... | ... | ... |
| Μπείρα | - | - | 1 | 5.328 | 1 | 10.552 | 2 | 15.380 |
| Μπέλασντ | 1 | 4.541 | 2 | 9.824 | 1 | 5.845 | 4 | 20.210 |
| Μπουένος-Άϊρες | 19 | 89.953 | 9 | 38.258 | 17 | 70.902 | 45 | 199.113 |
| Νέα Όρλεάνη | 14 | 78.666 | 12 | 67.070 | 14 | 69.312 | 40 | 215.048 |
| Νέα Υόρκη | 23 | 156.127 | 25 | 136.225 | 36 | 186.612 | 84 | 478.964 |
| Πόρτ-Σάϊδ | 68 | 442.220 | 67 | 399.747 | 59 | 353.573 | 194 | 1.195.540 |
| Ροζάριον | 10 | 82.546 | 7 | 34.667 | 12 | 54.179 | 29 | 171.392 |
| Ρόττερνταμ | 46 | 242.575 | 34 | 185.484 | ... | ... | ... | ... |
| Σαϊγκόν | - | - | 1 | 6.563 | 1 | 4.559 | 2 | 11.122 |
| Σάντος | 18 | 115.333 | 13 | 71.852 | 8 | 41.389 | 39 | 228.574 |
| Σμόρνη | ... | ... | ... | ... | ... | ... | ... | ... |
| Τεργέστη | 16 | 9.919 | 10 | 8.184 | 12 | 7.358 | 38 | 25.461 |
| Χάιφα | ... | ... | ... | ... | ... | ... | ... | ... |
| Χούλλ | 2 | 11.714 | 4 | 9.261 | 3 | 6.886 | 9 | 27.861 |

Entrance of Greek merchant ships, of 100 gross tons and over, in the principal foreign ports.

| Year 1963 | | Έτος 1962- Year 1962 | | | | Port |
|------------------------------------|------------------|---------------------------------------|------------------|------------------------------------|------------------|--------------|
| Ιαν.-Σεπτέμβριος Jan.-September | | Ιούλιος-Σεπτέμβριος July-September | | Ιαν.-Σεπτέμβριος Jan.-September | | |
| Αρ. No. | Κ.Κ.Χ. Ν.Ρ.Τ. | Αρ. No. | Κ.Κ.Χ. Ν.Ρ.Τ. | Αρ. No. | Κ.Κ.Χ. Ν.Ρ.Τ. | |
| 237 | 623.740 | 81 | 199.060 | 198 | 510.097 | Alexandria |
| 175 | 739.104 | 46 | 185.007 | 137 | 543.687 | Antwerp |
| 200 | 1.018.647 | 55 | 253.608 | 160 | 757.627 | Hamburg |
| ... | ... | 10 | 59.795 | ... | ... | Amsterdam |
| 39 | 92.447 | 7 | 14.906 | 40 | 115.958 | Barcelona |
| ... | ... | 118 | 274.504 | 280 | 660.970 | Venice |
| 14 | 98.516 | 2 | 10.589 | 20 | 114.767 | Boston |
| 171 | 697.283 | 52 | 229.212 | 149 | 572.295 | Genoa |
| 7 | 25.893 | ... | ... | ... | ... | Dublin |
| 37 | 204.649 | 17 | 81.515 | 41 | 195.532 | Karach |
| 117 | 757.767 | 66 | 390.005 | ... | ... | Kobe |
| 83 | 98.763 | 23 | 32.577 | 64 | 96.564 | Istambul |
| ... | ... | 15 | 29.223 | 60 | 112.547 | Lattakia |
| 62 | 264.745 | 20 | 97.361 | 57 | 287.872 | Liverpool |
| 49 | 298.901 | 15 | 30.178 | 44 | 140.076 | Lisbon |
| 126 | 376.556 | 36 | 119.871 | 109 | 322.663 | London |
| ... | ... | ... | ... | ... | ... | Montevideo |
| 4 | 30.896 | 8 | 44.385 | 13 | 116.633 | Beira |
| 6 | 30.412 | ... | ... | ... | ... | Belfast |
| 99 | 469.629 | 33 | 152.350 | 86 | 390.873 | Buenos-Aires |
| 127 | 717.406 | ... | ... | ... | ... | New Orleans |
| 218 | 1.166.182 | 66 | 356.885 | 203 | 1.038.798 | New York |
| 575 | 3.635.126 | 153 | 1.056.723 | 494 | 3.240.945 | Port Said |
| 75 | 387.055 | 23 | 77.643 | ... | ... | Rosario |
| ... | ... | 104 | 592.895 | 282 | 1.504.817 | Rotterdam |
| 5 | 29.180 | - | - | 3 | 14.219 | Saigon |
| 93 | 611.124 | ... | ... | ... | ... | Santos |
| ... | ... | 17 | 29.347 | ... | ... | Smyrna |
| 103 | 94.454 | 30 | 42.619 | 94 | 118.828 | Trieste |
| ... | ... | 37 | 75.654 | 99 | 202.054 | Haifa |
| 25 | 88.809 | 14 | 44.454 | 35 | 119.737 | Hull |

VI. ΑΠΑΣΧΟΛΗΣΙΣ ΚΑΙ ΑΝΕΡΓΙΑ ΕΛΛΗΝΩΝ ΝΑΥΤΙΚΩΝ

VI : I. Έλληνες ναυτιικοί εργαζόμενοι εἰς ἑλληνικά ἐμπορικά πλοῖα, 100 Κ.Ο.Χ. καὶ ἄνω, κατ' εἰδιότητα.

EMPLOYMENT AND UNEMPLOYMENT OF GREEK SEAMEN

Greek masters, officers and ratings employed on Greek flag ships, of 100 gross tons and over.

| Εἰδιότητες | Τέλος μηνός - End of month | | | | | | Speciality |
|-------------------------------|----------------------------|--------|---------------------|--------|--------------------------|--------|------------------------------|
| | Ἰούλιος July | | Αὐγουστος August | | Σεπτέμβριος September | | |
| | 1963 | 1962 | 1963 | 1962 | 1963 | 1962 | |
| Σύνολον | 31.357 | 29.496 | 31.529 | 29.213 | 31.725 | 28.543 | Total |
| <u>A' Πλοίαρχοι A'</u> | 857 | 680 | 762 | 676 | 782 | 665 | <u>A. Masters</u> |
| <u>B' Ἀνώτ. προσωπικόν</u> | 6.261 | 5.703 | 6.318 | 5.601 | 6.359 | 5.533 | <u>B. Senior personnel</u> |
| I. Καταστρώματος | 2.106 | 1.829 | 2.124 | 1.802 | 2.120 | 1.777 | I. Deck |
| Ἐπαρχοι | 42 | 38 | 43 | 35 | 46 | 37 | Staff officers |
| Πλοίαρχοι B' | 742 | 597 | 749 | 566 | 745 | 597 | Chief officers |
| Πλοίαρχοι Γ' | 1.322 | 1.194 | 1.332 | 1.201 | 1.329 | 1.143 | Second officers |
| 2. Μηχανῆς | 3.064 | 2.909 | 3.094 | 2.842 | 3.093 | 2.825 | 2. Engine-room and stokehold |
| Μηχανικοὶ A' | 641 | 606 | 647 | 565 | 655 | 575 | Chief engineers |
| Μηχανικοὶ B' | 780 | 664 | 789 | 662 | 784 | 640 | Second engineers |
| Μηχανικοὶ Γ' | 1.614 | 1.603 | 1.628 | 1.585 | 1.626 | 1.563 | Third engineers |
| Μηχανικοὶ πρακτικοὶ | 29 | 36 | 30 | 30 | 28 | 47 | Other engineers |
| 3. Ἀσυρμάτου | 725 | 624 | 732 | 617 | 730 | 604 | 3. Radio |
| Ραδιοτηλεγραφεταὶ A' καὶ B' | 725 | 624 | 732 | 617 | 730 | 604 | Radio officers |
| 4. Γεν. Ὑπηρεσιῶν | 366 | 341 | 368 | 340 | 410 | 327 | 4. Catering department |
| Ὀλιγον. ἀξιωματικοὶ A' καὶ B' | 125 | 122 | 127 | 122 | 149 | 116 | Pay masters |
| Ἐφροντισταὶ | 53 | 50 | 55 | 50 | 71 | 50 | Chief caterers |
| Βοηθ. φροντισταὶ | 188 | 169 | 186 | 168 | 196 | 161 | Assistant caterers |
| <u>Γ. Κατώτ. προσωπικόν</u> | 22.707 | 21.415 | 22.874 | 21.242 | 23.006 | 20.677 | <u>C. Lower personnel</u> |
| I. Καταστρώματος | 10.305 | 9.830 | 10.388 | 9.654 | 10.409 | 9.533 | I. Deck |
| Ναυτιλοὶ | 872 | 801 | 879 | 817 | 904 | 785 | Boatswains |
| Ἐπιναυτιλοὶ | 46 | 37 | 47 | 38 | 46 | 38 | Boatswain's mates |
| Κυβερνήται A' & B | 422 | 400 | 435 | 391 | 418 | 411 | Skippers |
| Ξυλουργοὶ | 497 | 455 | 497 | 428 | 523 | 438 | Carpenters |
| Ναῦται | 6.330 | 5.901 | 6.362 | 5.764 | 6.339 | 5.710 | Sailors |
| Ναυτοπαῖδες | 2.138 | 2.236 | 2.168 | 2.216 | 2.179 | 2.151 | Ship's boys |
| 2. Μηχανῆς | 6.103 | 5.487 | 6.147 | 5.512 | 6.149 | 5.310 | 2. Engine-room and stokehold |
| Ἀρχιθερμασταὶ | 415 | 343 | 414 | 331 | 414 | 312 | Chief stokers |
| Ἡλεκτρολόγοι | 428 | 329 | 435 | 325 | 435 | 340 | Electricians |
| Μηχανοδηγοὶ A' & B | 512 | 464 | 512 | 451 | 526 | 455 | Motor-drivers |
| Λιπανταὶ | 800 | 857 | 803 | 821 | 795 | 794 | Creasers |
| Θερμασταὶ | 1.740 | 1.626 | 1.748 | 1.652 | 1.734 | 1.563 | Stokers |

VI : I. Έλληνες ναυτικοί εργαζόμενοι εἰς ἑλληνικά ἐμπορικά πλοῖα, 100 κ.θ.χ. καὶ ἄνω, κατ' εἰδιότητα. (συνέχεια)

Greek masters, officers and ratings employed on Greek flag ships, of 100 gross tons and over, (continued)

| Εἰδιότητες | Τέλος μηνός - End of month | | | | | | Speciality |
|-----------------------------------|----------------------------|-------|---------------------|-------|--------------------------|-------|-----------------------------|
| | Ἰούλιος July | | Αὐγουστος August | | Σεπτέμβριος September | | |
| | 1963 | 1962 | 1963 | 1962 | 1963 | 1962 | |
| Ἀντλιοροί | 92 | 88 | 95 | 90 | 94 | 87 | Pumpmen |
| Καθαριστὰ καὶ ἀνδρανεῖς | 896 | 863 | 912 | 867 | 908 | 819 | Wipers and trimmers |
| Χειριστὰ | 121 | 138 | 126 | 127 | 124 | 124 | Motormen |
| Μαθητευόμενοι μηχανεῖς | 1.099 | 779 | 1.102 | 848 | 1.119 | 816 | Apprentice engineers |
| 3. Γεν. Ὑπηρεσιῶν | 6.299 | 6.098 | 6.339 | 6.076 | 6.448 | 5.834 | Catering department |
| Ἀρχιθαλαμηπόλοι Α' καὶ Β' | 138 | 116 | 138 | 113 | 136 | 112 | Chief stewards |
| Θαλαμηπόλοι Α' & Β' | 1.576 | 1.456 | 1.580 | 1.435 | 1.617 | 1.402 | Stewards |
| Βοηθ. θαλαμηπόλοι | 2.282 | 2.262 | 2.306 | 2.295 | 2.321 | 2.172 | Cabin boys |
| Ἀρχιμάγειροι | 90 | 69 | 90 | 70 | 84 | 67 | Chief cooks |
| Μάγειροι Α', Β', Γ' | 1.091 | 1.010 | 1.098 | 1.007 | 1.108 | 981 | Cooks |
| Βοηθοὶ μαγείρου | 670 | 656 | 674 | 634 | 674 | 620 | Assistant cooks |
| Χυτροκαθαριστὰ | 164 | 164 | 165 | 167 | 183 | 149 | Kettle-cleaners |
| Ζαχαροπλάσται | 36 | 31 | 36 | 31 | 38 | 28 | Confectioners |
| Λοιπὰ εἰδιότητες (I) | 252 | 334 | 252 | 324 | 287 | 303 | Other specialities (I) |
| <u>Δ' Ὑγειονομικῶν προσωπικῶν</u> | 10 | 12 | 10 | 15 | 10 | 14 | <u>D. Medical personnel</u> |
| Ἰατροί | 7 | 8 | 7 | 10 | 7 | 10 | Doctors |
| Φαρμακοποιοί | 3 | 4 | 3 | 5 | 3 | 4 | Chemists |
| <u>Ε' Δόκιμοι</u> | 1.522 | 1.686 | 1.565 | 1.679 | 1.568 | 1.654 | <u>E. Cadets</u> |
| Πλοίαρχοι δόκιμοι | 481 | 635 | 500 | 575 | 492 | 598 | Cadet deck officers |
| Μηχανικοὶ δόκιμοι | 955 | 957 | 980 | 1.023 | 992 | 961 | Cadet engineers |
| Ραδιοτηλεγραφεῖς δόκιμοι | 66 | 73 | 64 | 57 | 63 | 69 | Cadet radio officers |
| Ὀλιγονομικοὶ ἀξιωματικοὶ δόκιμοι | 20 | 21 | 21 | 24 | 21 | 26 | Cadet pay masters |

(I) Περιλαμβάνονται οἱ τραπεζοκόμοι, οἱ κουρεῖς, οἱ ἀποθηκάριοι κλπ.

(I) Including mess room boys, barbers, storekeepers etc.

VI : 2. Κατανομή 'Ελλήνων ναυτιλιῶν ἐργαζομένων εἰς ἑλληνικά ἐμπορικά πλοῖα 100 Κ.Ο.Χ. καὶ ἄνω, κατ' εἰδικότητας καὶ κατηγορίας πλοίων, τὴν 30ὴν Σεπτεμβρίου 1963.

Greek masters, officers and ratings employed on Greek flag ships, of 100 gross tons and over, by category, as at September 30, 1963.

| Εἰδικότητες | Κατηγορίαι πλοίων - Ship's category | | | | | Speciality |
|---------------------------------|-------------------------------------|----------------------------|--------------------------|-------------------------------|----------------------------|---------------------------------|
| | Σύνολον Total | Ψορτηγὰ Dry cargo ships | Λεξαμενόπλοια Tankers | Περιβατηγὰ Passenger ships | Λοιπὸ (I) Miscellaneous | |
| Σύνολον | 31.725 | 20.620 | 4.562 | 5.287 | 1.256 | Total |
| <u>A' Πλοῦαρχοι A'</u> | 782 | 602 | 117 | 52 | 11 | <u>A. Masters</u> |
| <u>B' Ἀνώτ. προσωπικόν</u> | 6.359 | 4.352 | 935 | 917 | 155 | <u>B. Senior personnel</u> |
| I. Καταστρώματος | 2.120 | 1.572 | 335 | 167 | 46 | 1. Deck |
| "Υπαρχοι | 46 | - | - | 44 | 2 | Staff officers |
| Πλοῦαρχοι Β' | 745 | 578 | 106 | 49 | 12 | Chief officers |
| Πλοῦαρχοι Γ' | 1.329 | 994 | 229 | 74 | 32 | Second officers |
| 2. Μηχανῆς | 3.093 | 2.256 | 498 | 261 | 78 | 2. Engine-room and stokehold |
| Μηχανικοὶ Α' | 655 | 497 | 97 | 55 | 6 | Chief engineers |
| Μηχανικοὶ Β' | 784 | 581 | 121 | 67 | 15 | Second engineers |
| Μηχανικοὶ Γ' | 1.626 | 1.154 | 280 | 137 | 55 | Third engineers |
| Μηχανικοὶ πρα- κτικοὶ | 28 | 24 | - | 2 | 2 | Other engineers |
| 3. Ἀσυρμάτου | 730 | 524 | 102 | 87 | 17 | 3. Radio |
| Ραδιοτηλεγρα- φητὰ Α' & Β' | 730 | 524 | 102 | 87 | 17 | Radio officers |
| 4. Γεν. Ὑπηρεσιῶν | 416 | - | - | 402 | 14 | 4. Catering depart- ment |
| Ὀλιον. ἀξιωμα- τικοὶ Α' & Β' | 149 | - | - | 144 | 5 | Day masters |
| Φροντιστὰς | 71 | - | - | 69 | 2 | Chief caterers |
| Βοηθ. φροντιστὰς | 196 | - | - | 189 | 7 | Assistant caterers |
| <u>Γ' Κατώτ. προσωπικόν</u> | 23.006 | 14.544 | 3.164 | 4.222 | 1.076 | <u>C. Lower personnel</u> |
| I. Καταστρώματος | 10.409 | 7.447 | 1.445 | 869 | 648 | 1. Deck |
| Ναύηλοι | 904 | 654 | 127 | 64 | 59 | Boatswains |
| Ὑποναύηλοι | 46 | 1 | - | 43 | 2 | Boatswain's mates |
| Κυβερνήται Α', Β' | 418 | 289 | 32 | 17 | 80 | Skippers |
| Εὐλουργοὶ | 523 | 464 | 33 | 23 | 3 | Carpenters |
| Ναῦται | 6.339 | 4.574 | 954 | 527 | 284 | Sailors |
| Ναυτόπαιδες | 2.179 | 1.465 | 299 | 195 | 220 | Ship's boys |
| 2. Μηχανῆς | 6.149 | 4.172 | 1.082 | 606 | 289 | 2. Engine-room and stokehold |
| Ἀρχιθερμασταὶ | 414 | 342 | 27 | 43 | 2 | Chief stokers |
| Ἡλεκτρολόγοι | 435 | 273 | 88 | 56 | 18 | Electricians |

VI : 2. Κατανομή Ελλήνων ναυτινῶν ἐργαζομένων εἰς ἑλληνικά ἐμπορικά πλοῖα 100 Κ.Ο.Χ. καὶ ἄνω, κατ' εἰδικότητας καὶ κατηγορίας πλοῶν, τὴν 30ὴν Σεπτεμβρίου 1963. (συνέχεια)

Greek masters, officers and ratings employed on Greek flag ships, of 100 gross tons and over, by category, as at September 30, 1963. (continued)

| Εἰδικότητες | Κατηγορίαι πλοῶν - Ship's category | | | | | Speciality |
|----------------------------------|------------------------------------|----------------------------|--------------------------|-------------------------------|-------------------------------|------------------------|
| | Σύνολον Total | Φορτηγά Dry cargo ships | Δεξαμενόπλοια Tankers | Περιβατηγά Passenger ships | Λοιπά (I) Miscellaneous | |
| Μηχανοδηγοὶ Α', Β' | 526 | 324 | 58 | 55 | 89 | Motor-drivers |
| Λιπανταί | 795 | 587 | 93 | 110 | 5 | Crewers |
| Θερμασταί | 1.734 | 1.234 | 308 | 179 | 13 | Stokers |
| Ἀντλιοροί | 94 | 4 | 88 | 2 | - | Pumpmen |
| Καθαρισταί καὶ ἀνθρακίτες | 908 | 631 | 201 | 66 | 10 | Wipers and trimmers |
| Χειρισταί | 124 | 55 | 15 | 3 | 46 | Motormen |
| Μαθητευόμενοι μηχανῆς | 1.119 | 722 | 204 | 87 | 106 | Apprentice engineers |
| 3. Γεν. Ὑπηρεσιῶν | 6.448 | 2.925 | 637 | 2.747 | 139 | 3. Catering department |
| Ἀρχιθαλαμηπόλοι Α' καὶ Β' | 136 | - | - | 131 | 5 | Chief stewards |
| Θαλαμηπόλοι Α' & Β' | 1.617 | 604 | 114 | 860 | 39 | Stewards |
| Βοηθ. θαλαμηπόλοι | 2.321 | 1.133 | 293 | 357 | 38 | Cabin boys |
| Ἀρχιμάγειροι | 84 | 1 | - | 81 | 2 | Chief cooks |
| Μάγειροι Α', Β', Γ' | 1.108 | 628 | 119 | 334 | 27 | Cooks |
| Βοηθοὶ μαγείρου | 674 | 545 | 111 | 3 | 10 | Assistant cooks |
| Χυτροκαθαρισταί | 183 | 1 | - | 178 | 4 | Kettle-cleaners |
| Ζαχαροπλάσται | 38 | - | - | 38 | - | Confectioners |
| Λοιπὰ εἰδικότητες (I) | 287 | 13 | - | 260 | 14 | Other specialities (I) |
| Δ' Ὑγειονομικῶν προσωπικῶν | 10 | - | - | 10 | - | D. Medical personnel |
| Ἴατροί | 7 | - | - | 7 | - | Doctors |
| Φαρμακοποιοί | 3 | - | - | 3 | - | Chemists |
| Ε' Ὀδῶνιοι | 1.568 | 1.122 | 346 | 86 | 14 | E. Cadets |
| Πλοίαρχοι Ὀδῶνιοι | 492 | 344 | 128 | 16 | 4 | Cadet deck officers |
| Μηχανικοὶ Ὀδῶνιοι | 992 | 735 | 208 | 41 | 3 | Cadet engineers |
| Ραδιοτηλεγραφεῖς Ὀδῶνιοι | 63 | 43 | 10 | 9 | 1 | Cadet radio officers |
| Ὀλιγονομικοὶ ἀξιωματικοὶ Ὀδῶνιοι | 21 | - | - | 20 | 1 | Cadet pay masters |

VI : 3. Έγγραφέντες, ναυτολογηθέντες και παραμένοντες άνεργοί Έλλη-
νες ναυτικοί, κατ' ειδικότητας.

| Ειδικότητες | Έγγραφέντες - Registered | | | | | | Ναυτολογηθέντες - | | | |
|---------------------------------|--------------------------|---------------------|--------------------------|-----------------|---------------------|--------------------------|-------------------|---------------------|--------------------------|--|
| | 1963 | | | 1962 | | | 1963 | | | |
| | Ιούλιος July | Αύγουστος August | Σεπτέμβριος September | Ιούλιος July | Αύγουστος August | Σεπτέμβριος September | Ιούλιος July | Αύγουστος August | Σεπτέμβριος September | |
| Σύνολον | 6.195 | 5.754 | 6.212 | 4.853 | 4.870 | 4.963 | 6.114 | 5.451 | 5.967 | |
| A' Πλοίαρχοι A' | 102 | 87 | 94 | 53 | 89 | 83 | 104 | 83 | 100 | |
| B' Ανάτ. προσωπικόν | 887 | 785 | 968 | 673 | 706 | 665 | 972 | 778 | 942 | |
| 1. Καταστρώματος | 295 | 268 | 317 | 213 | 237 | 201 | 323 | 256 | 320 | |
| Πλοίαρχοι B' | 134 | 96 | 100 | 75 | 98 | 79 | 137 | 91 | 110 | |
| Πλοίαρχοι Γ' | 161 | 172 | 217 | 138 | 139 | 122 | 186 | 165 | 210 | |
| 2. Μηχανής | 482 | 430 | 559 | 380 | 378 | 380 | 546 | 437 | 528 | |
| Μηχανικοί A' | 97 | 71 | 71 | 53 | 70 | 78 | 101 | 73 | 78 | |
| Μηχανικοί B' | 105 | 107 | 158 | 94 | 91 | 88 | 141 | 106 | 147 | |
| Μηχανικοί Γ' | 258 | 234 | 302 | 224 | 203 | 204 | 280 | 237 | 278 | |
| Μηχανικοί πρα- κτικοί | 22 | 18 | 28 | 9 | 14 | 10 | 24 | 21 | 25 | |
| 3. Άσυρμάτου | 84 | 69 | 74 | 57 | 71 | 66 | 81 | 67 | 76 | |
| Ραδιοτηλεγρα- φητά A' & B' | 84 | 69 | 74 | 57 | 71 | 66 | 81 | 67 | 76 | |
| 4. Γεν. ύπηρεσιών | 26 | 18 | 18 | 23 | 20 | 18 | 22 | 18 | 18 | |
| Ολιον. άξιωμα- τικοί A' & B' | 9 | 4 | 6 | 2 | 4 | 4 | 9 | 2 | 5 | |
| Φροντιστάι | 4 | 2 | 5 | 4 | 2 | 4 | 4 | 2 | 8 | |
| Βοηθ. φροντιστάι | 13 | 12 | 7 | 17 | 14 | 10 | 9 | 14 | 5 | |
| Γ' Κατώτ. προσωπικόν | 4.962 | 4.554 | 4.799 | 3.931 | 3.853 | 3.930 | 4.800 | 4.279 | 4.584 | |
| 1. Καταστρώματος | 3.478 | 3.008 | 3.391 | 2.849 | 2.845 | 2.836 | 3.347 | 2.898 | 3.252 | |
| Ναυιληροί | 70 | 89 | 73 | 52 | 73 | 67 | 62 | 65 | 76 | |
| Κυβερνήται A' & B' | 172 | 159 | 196 | 170 | 131 | 152 | 168 | 146 | 168 | |
| Ευλουργοί | 31 | 33 | 31 | 25 | 39 | 32 | 26 | 28 | 26 | |
| Ναύται | 828 | 740 | 797 | 671 | 622 | 650 | 766 | 711 | 795 | |
| Ναυτόπαιδες | 2.377 | 1.987 | 2.294 | 1.931 | 1.980 | 1.935 | 2.325 | 1.948 | 2.187 | |
| 2. Μηχανής | 719 | 725 | 686 | 520 | 487 | 483 | 701 | 668 | 661 | |
| Άρχιθερμαστάι | 109 | 97 | 87 | 118 | 94 | 93 | 98 | 85 | 85 | |
| Ήλεκτρολόγοι | 52 | 47 | 48 | 43 | 39 | 48 | 45 | 45 | 45 | |
| Μηχανοδηγοί A' & B' | 56 | 57 | 57 | 59 | 44 | 55 | 57 | 52 | 48 | |
| Λιπαντάι | 42 | 53 | 31 | 34 | 37 | 32 | 39 | 46 | 35 | |
| Θερμαστάι | 272 | 262 | 263 | 225 | 226 | 200 | 264 | 252 | 266 | |
| Άντλιωροί | 3 | 3 | 1 | 1 | - | 48 | 1 | 4 | 1 | |

Registered, signed on and remaining registered
as unemployed Greek seamen.

| Signed on | | | Παραμένοντες εγγεγραμμένοι Remaining registered | | | | | | Speciality |
|-----------------|---------------------|--------------------------|--|---------------------|--------------------------|-----------------|---------------------|--------------------------|---------------------------------|
| 1962 | | | 1963 | | | 1962 | | | |
| Ιούλιος July | Αύγουστος August | Σεπτέμβριος September | Ιούλιος July | Αύγουστος August | Σεπτέμβριος September | Ιούλιος July | Αύγουστος August | Σεπτέμβριος September | |
| 4.403 | 4.646 | 4.484 | 4.214 | 4.517 | 4.762 | 3.516 | 3.738 | 4.217 | Total |
| 58 | 87 | 80 | 107 | 111 | 105 | 5 | 7 | 10 | A. Masters |
| 654 | 711 | 637 | 631 | 638 | 664 | 86 | 81 | 109 | B. Senior personnel |
| 210 | 242 | 192 | 255 | 267 | 264 | 19 | 14 | 22 | I. Deck |
| 76 | 102 | 75 | 102 | 107 | 97 | 11 | 7 | 11 | Chief officers |
| 134 | 140 | 117 | 153 | 160 | 167 | 8 | 7 | 11 | Second officers |
| 372 | 380 | 356 | 307 | 300 | 331 | 29 | 27 | 52 | 2. Engine-room and stokehold |
| 52 | 70 | 72 | 65 | 63 | 56 | 4 | 4 | 10 | Chief engineers |
| 97 | 92 | 83 | 101 | 102 | 113 | 9 | 8 | 13 | Second engineers |
| 217 | 205 | 192 | 125 | 122 | 146 | 15 | 13 | 26 | Third engineers |
| 6 | 13 | 9 | 16 | 13 | 16 | 1 | 2 | 3 | Other engineers |
| 55 | 68 | 66 | 41 | 43 | 41 | 2 | 5 | 5 | 3. Radio |
| 55 | 68 | 66 | 41 | 43 | 41 | 2 | 5 | 5 | Radio officers |
| 17 | 21 | 23 | 28 | 28 | 28 | 36 | 35 | 30 | 4. Catering department |
| 2 | 4 | 4 | 7 | 9 | 10 | 3 | 3 | 3 | Pay masters |
| 1 | 3 | 5 | 7 | 7 | 4 | 8 | 7 | 6 | Chief caterers |
| 14 | 14 | 14 | 14 | 12 | 14 | 25 | 25 | 21 | Assistant caterers |
| 3.524 | 3.627 | 3.498 | 3.394 | 3.669 | 3.884 | 3.331 | 3.555 | 3.987 | C. Lower personnel |
| 2.620 | 2.701 | 2.567 | 1.962 | 2.072 | 2.211 | 1.957 | 2.099 | 2.368 | I. Deck |
| 56 | 60 | 62 | 115 | 137 | 136 | 124 | 137 | 142 | Boatswains |
| 143 | 112 | 123 | 242 | 257 | 283 | 223 | 242 | 271 | Skippers |
| 25 | 23 | 37 | 39 | 44 | 49 | 33 | 49 | 44 | Carpenters |
| 565 | 566 | 539 | 842 | 871 | 876 | 807 | 863 | 974 | Sailors |
| 1.831 | 1.940 | 1.806 | 724 | 763 | 867 | 770 | 808 | 937 | Ship's boys |
| 424 | 445 | 391 | 660 | 717 | 742 | 665 | 707 | 799 | 2. Engine-room and stokehold |
| 102 | 91 | 66 | 134 | 146 | 148 | 171 | 174 | 201 | Chief stokers |
| 38 | 39 | 42 | 28 | 30 | 33 | 27 | 27 | 33 | Electricians |
| 68 | 44 | 51 | 40 | 45 | 54 | 48 | 48 | 52 | Motor-drivers |
| 26 | 29 | 28 | 45 | 52 | 48 | 40 | 48 | 52 | Greasers |
| 158 | 196 | 164 | 326 | 336 | 333 | 329 | 359 | 395 | Stokers |
| - | - | 32 | 2 | 1 | 1 | 1 | 1 | 1 | Pumpmen |

VI : 3. Έγγραφέντες, ναυτολογηθέντες και παραμένοντες άνεργοι
Έλληνες ναυτικοί, κατ' ειδικότητας. (συνέχεια)

| Ειδικότητες | Έγγραφέντες - Registered | | | | | | Ναυτολογηθέντες - | | | |
|--|--------------------------|---------------------|--------------------------|-----------------|---------------------|--------------------------|-------------------|---------------------|--------------------------|--|
| | 1963 | | | 1962 | | | 1963 | | | |
| | Ιούλιος July | Αύγουστος August | Σεπτέμβριος September | Ιούλιος July | Αύγουστος August | Σεπτέμβριος September | Ιούλιος July | Αύγουστος August | Σεπτέμβριος September | |
| Καθαριστάι και άνθρακίτζι | 175 | 188 | 180 | 29 | 33 | 6 | 183 | 164 | 171 | |
| Χειριστάι μηχανής | 6 | 14 | 16 | 7 | 5 | - | 8 | 15 | 7 | |
| Μαθητευόμενοι μηχανής | 4 | 4 | 3 | 4 | 4 | 1 | 6 | 5 | 3 | |
| β. Γεν. ύπηρεσιών | 765 | 321 | 722 | 562 | 521 | 611 | 752 | 713 | 671 | |
| Άρχιθαλαμηπό- λοι Α' και Β' | 13 | 13 | 15 | 9 | 16 | 18 | 14 | 6 | 9 | |
| Θαλαμηπόλοι Α' και Β' | 230 | 210 | 205 | 199 | 192 | 241 | 223 | 188 | 180 | |
| Βοηθοί θαλαμηπόλοι | 162 | 186 | 153 | 103 | 76 | 85 | 158 | 160 | 154 | |
| Άρχιμάγειροι | 1 | 5 | 5 | 3 | 3 | 3 | 4 | 3 | 2 | |
| Μάγειροι Α, Β, Γ' | 134 | 180 | 167 | 161 | 156 | 147 | 175 | 150 | 166 | |
| Βοηθοί μαγειρου | 47 | 45 | 42 | 4 | 2 | 11 | 43 | 39 | 45 | |
| Χυτροκαθαριστάι | 19 | 33 | 16 | 14 | 13 | 12 | 25 | 31 | 7 | |
| Ζαχαροπλάσται | - | - | - | - | - | - | - | - | - | |
| Λοιπάι ειδικότητες | 109 | 149 | 119 | 69 | 63 | 94 | 110 | 136 | 108 | |
| Δ' Υγειονομικών προσωπικών | - | - | - | - | - | - | - | - | - | |
| Ίατροι | - | - | - | - | - | - | - | - | - | |
| Φαρμακοποιοί | - | - | - | - | - | - | - | - | - | |
| Ε' Δόκιμοι | 244 | 328 | 351 | 196 | 222 | 285 | 238 | 311 | 341 | |
| Πλοίαρχοι δόκιμοι | 75 | 107 | 152 | 57 | 67 | 105 | 76 | 95 | 150 | |
| Μηχανικοί δόκιμοι | 149 | 137 | 163 | 126 | 146 | 167 | 145 | 133 | 153 | |
| Ραδιοηλεγραφήται δόκιμοι | 16 | 26 | 30 | 2 | 4 | 10 | 15 | 23 | 20 | |
| Οικονομικοί & αξιωματι- κοι δόκιμοι | 4 | 8 | 6 | 11 | 5 | 3 | 2 | 5 | 10 | |

Registered, signed on and remaining registered
as unemployed Greek seamen (continued)

| Signed on | | | Παραμένοντες εγγεγραμμένοι Remaining registered | | | | | | Speciality |
|-----------------|---------------------|--------------------------|--|---------------------|--------------------------|-----------------|---------------------|--------------------------|-----------------------------|
| 1962 | | | 1963 | | | 1962 | | | |
| Ιούλιος July | Αύγουστος August | Σεπτέμβριος September | Ιούλιος July | Αύγουστος August | Σεπτέμβριος September | Ιούλιος July | Αύγουστος August | Σεπτέμβριος September | |
| 25 | 34 | 6 | 77 | 101 | 110 | 40 | 44 | 60 | Wipers and trimmers |
| 3 | 7 | 1 | 7 | 6 | 15 | 8 | 6 | 5 | Motormen |
| 4 | 5 | 1 | 1 | - | - | 1 | - | - | Apprentice engineers |
| 430 | 481 | 540 | 772 | 880 | 931 | 709 | 749 | 820 | 3. Catering department |
| 4 | 11 | 18 | 23 | 30 | 36 | 18 | 23 | 23 | Chief stewards |
| 181 | 168 | 200 | 280 | 302 | 327 | 279 | 303 | 344 | Stewards |
| 91 | 80 | 79 | 108 | 134 | 133 | 76 | 72 | 78 | Cabin boys |
| 4 | 4 | 3 | 10 | 12 | 15 | 9 | 8 | 8 | Chief cooks |
| 106 | 142 | 133 | 265 | 295 | 296 | 258 | 272 | 286 | Cooks |
| 1 | 3 | 7 | 22 | 28 | 25 | 8 | 7 | 11 | Assistant cooks |
| 9 | 12 | 18 | 10 | 12 | 21 | 24 | 25 | 19 | Kettle-cleaners |
| - | - | - | - | - | - | - | - | - | Confectioners |
| 84 | 61 | 82 | 54 | 67 | 78 | 37 | 39 | 51 | Other specialities |
| - | - | - | - | - | - | - | - | - | <u>D. Medical personnel</u> |
| - | - | - | - | - | - | - | - | - | Doctors |
| - | - | - | - | - | - | - | - | - | Chemists |
| 167 | 221 | 269 | 82 | 99 | 109 | 94 | 95 | 111 | <u>E. Cadets</u> |
| 48 | 66 | 101 | 35 | 47 | 49 | 40 | 41 | 45 | Cadet deck officers |
| 110 | 146 | 156 | 38 | 37 | 47 | 49 | 49 | 60 | Cadet engineers |
| 3 | 4 | 9 | 7 | 10 | 12 | - | - | 1 | Cadet radio officers |
| 6 | 5 | 3 | 2 | 5 | 1 | 5 | 5 | 5 | Cadet pay masters |

VI : 4. "Ανεργοί" Έλληνες ναυτικοί εις λιμένας του έσωτεριου
Greek seamen reported as unemployed at home ports.

1525

| Λιμένες | Τέλος μηνός - End of month | | | | | | Port |
|--------------|----------------------------|-------|---------------------|-------|--------------------------|-------|-------------|
| | Ιούλιος July | | Αύγουστος August | | Σεπτέμβριος September | | |
| | 1963 | 1962 | 1963 | 1962 | 1963 | 1962 | |
| Σύνολον | 4.214 | 3.516 | 4.517 | 3.738 | 4.762 | 4.217 | Total |
| *Ανδρος | 66 | 19 | 62 | 23 | 59 | 37 | Andros |
| *Αργοστόλιον | 18 | 8 | 18 | 13 | 12 | 16 | Argostolion |
| Βόλος | 20 | - | 19 | 2 | 20 | 3 | Volos |
| Θεσσαλονίκη | 2 | - | - | - | 4 | - | Salonika |
| *Ιθάκη | 28 | 7 | 30 | 8 | 29 | 6 | Ithaki |
| Καβάλα | - | 12 | - | 7 | - | 4 | Kavala |
| Κάλυμνος | 1 | - | - | - | - | - | Kalymnos |
| Κέρκυρα | 10 | - | 8 | - | 7 | - | Corfu |
| Λέρος | 1 | 1 | 1 | - | 1 | - | Leros |
| Μυτιλήνη | 3 | 4 | 4 | 4 | 2 | 3 | Mytilini |
| Πάτραι | 2 | 1 | 1 | 1 | 2 | - | Patras |
| Πειραιεύς | 3.699 | 3.170 | 3.973 | 3.384 | 4.246 | 3.858 | Piraeus |
| Πυθαγόρειον | - | 16 | - | 17 | - | 10 | Pythagorion |
| Ρόδος | 3 | - | 3 | - | 3 | - | Rhodes |
| Σπέτσαι | 4 | - | 4 | - | 5 | - | Spetsai |
| Σύρος | 47 | 42 | 53 | 42 | 36 | 46 | Syros |
| Χαλκίς | 3 | - | 3 | - | 1 | - | Chalkis |
| Χίος | 307 | 236 | 338 | 237 | 335 | 234 | Chios |



